

# **SOUTH DERBYSHIRE PLAYING PITCH STRATEGY ASSESSMENT REPORT**

**MAY 2018**

QUALITY, INTEGRITY, PROFESSIONALISM

**Knight, Kavanagh & Page Ltd**

Company No: 9145032 (England)

MANAGEMENT CONSULTANTS

Registered Office: 1 -2 Frecheville Court, off Knowsley Street, Bury BL9 0UF

T: 0161 764 7040 E: [mail@kcp.co.uk](mailto:mail@kcp.co.uk) [www.kcp.co.uk](http://www.kcp.co.uk)



# **SOUTH DERBYSHIRE PLAYING PITCH STRATEGY ASSESSMENT REPORT**

---

## **CONTENTS PAGE**

PART 1: INTRODUCTION AND METHODOLOGY.....	2
PART 2: FOOTBALL .....	18
PART 3: CRICKET .....	46
PART 4: RUGBY UNION.....	67
PART 5: HOCKEY .....	82
PART 6: THIRD GENERATION ARTIFICIAL GRASS PITCHES (3G PITCHES).....	92
PART 7: BOWLING GREENS .....	106
PART 8: TENNIS.....	115
PART 9: NETBALL .....	124
APPENDIX 1: SPORTING CONTEXT .....	127
APPENDIX 2: SPORT ENGLAND MARKET SEGMENTATION .....	136

# **SOUTH DERBYSHIRE PLAYING PITCH STRATEGY ASSESSMENT REPORT**

---

## **ABBREVIATIONS**

3G	Third Generation (artificial turf)
AGP	Artificial Grass Pitch
CFA	County Football Association
DCB	Derbyshire Cricket Board
DCFA	Derbyshire County Football Association
ECB	England and Wales Cricket Board
EH	England Hockey
FA	Football Association
FC	Football club
FE	Further Education
FF	Football Foundation
FIT	Fields in Trust
FPM	Facilities Planning Model
GIS	Geographical Information Systems
HE	Higher Education
KKP	Knight, Kavanagh and Page
NGB	National Governing Body
NPPF	National Planning Policy Framework
PPS	Playing Pitch Strategy
RFL	Rugby Football League
RFU	Rugby Football Union
RUFC	Rugby union football club
S106	Section 106
SDDC	South Derbyshire District Council
TGR	Team generation rate
WR	World Rugby

# SOUTH DERBYSHIRE PLAYING PITCH STRATEGY ASSESSMENT REPORT

---

## PART 1: INTRODUCTION AND METHODOLOGY

This is the Playing Pitch Assessment Report prepared by Knight Kavanagh & Page (KKP) for South Derbyshire Council (SDDC) and its partners. This report presents a supply and demand assessment of playing pitch facilities in accordance with Sport England's Playing Pitch Strategy Guidance: An approach to developing and delivering a playing pitch strategy. It has been followed to develop a clear picture of the balance between the local supply of, and demand for, playing pitches and other outdoor sports facilities.

The guidance details a stepped approach to developing a Playing Pitch Strategy (PPS). These steps are separated into five distinct sections:

- ◀ Stage A: Prepare and tailor the approach (Step 1)
- ◀ Stage B: Gather information and views on the supply of and demand for provision (Steps 2 & 3)
- ◀ Stage C: Assess the supply and demand information and views (Steps 4, 5 & 6)
- ◀ Stage D: Develop the strategy (Steps 7 & 8)
- ◀ Stage E: Deliver the strategy and keep it robust and up to date (Steps 9 & 10)

Stages A to C are covered in this report.

### **Stage A: Prepare and tailor the approach**

The primary purpose of the Playing Pitch Strategy (PPS) is to provide a strategic framework which ensures that the provision of outdoor playing pitches meet the local needs of existing and future residents across South Derbyshire. The Strategy will be produced in accordance with Sport England Playing Pitch Strategy Guidance (October 2013 as updated in March 2014) and the national planning guidance and provide robust and objective justification for future playing pitch provision throughout the District.

One of the core planning principles of the National Planning Policy Framework (NPPF) is to improve health, social and cultural wellbeing for all, and deliver sufficient community and cultural facilities and services to meet local needs. Whilst the revised NPPF is expected during summer 2018, section 8 of the existing NPPF deals specifically with the topic of healthy communities. Paragraph 73 discusses the importance of access to high quality open spaces and opportunities for sport and recreation that can make an important contribution to the health and well-being of communities.

The South Derbyshire Local Plan needs to be based upon a robust evidence base. Paragraphs 73 and 74 of the NPPF discuss assessments and the protection of "existing open space, sports and recreational buildings and land, including playing fields".

### ***Why the PPS is being developed***

The playing pitch strategy will provide a strong strategic framework and robust evidence base to support the development of outdoor sport in line with identified need in South Derbyshire. The Strategy will underpin and inform local planning policy over the plan period 2018-2028. The South Derbyshire Local Plan Part 1 was adopted in June 2016 and the Local Plan Part 2 was adopted in November 2017.

Planning Policy and other relevant sport related corporate strategies must be based upon a robust evidence base in order to ensure planning and physical activity, sport and recreation policy and strategy can be implemented efficiently and effectively.

# SOUTH DERBYSHIRE PLAYING PITCH STRATEGY ASSESSMENT REPORT

---

## Corporate and strategic:

- ◀ It ensures a strategic approach to playing pitch provision. The PPS will act as a tool for South Derbyshire District Council and partner organisations to guide resource allocation and set priorities for sports pitches in the future.
- ◀ It provides robust evidence for capital funding. As well as proving the need for developer contributions towards pitches and facilities, a playing pitch strategy can provide evidence of need for a range of capital grants. Current funding examples include the Sport England Funding Programmes, Heritage Lottery Fund (for park improvements), the Football Foundation and the Big Lottery. The site-specific action plan that will form an integral part of this PPS will identify and prioritise sites that require improvements and where the funding should be secured from.
- ◀ Supports the delivery of the Corporate Plan incorporating all three themes of People, Place and Progress.

## Planning:

- ◀ The Playing Pitch Strategy will provide important evidence to support the South Derbyshire Local Plan.
- ◀ It will support strategic policies on green infrastructure, leisure, outdoor sports facilities and health and well-being in the adopted South Derbyshire Local Plan.
- ◀ Evidence for Community Infrastructure Levy and Developer Contributions

## Physical activity, sports, health and recreational development:

- ◀ It can help improve management of assets, which should result in more efficient use of resources and reduced overheads.
- ◀ The Action Plan will identify sites where quality of provision can be enhanced.
- ◀ An assessment of all pitches (in use and lapsed) will be undertaken to understand how pitches are used and whether the current maintenance and management regimes are appropriate or require change. It helps identify which sites have community use and whether that use is secure or not.
- ◀ It helps identify where community use of school sports pitches is most needed to address any identified deficits in pitch provision.
- ◀ It provides better information to residents and other users of sports pitches available for use. This includes information about both pitches and sports teams/user groups.
- ◀ It promotes sports development and can help unlock latent demand by identifying where the lack of facilities might be suppressing the formation of teams/community needs.

*'Getting South Derbyshire Active' -A Strategy for Physical Activity, Sports & Recreation in South Derbyshire (2017-2022)*<sup>1</sup>

The PPS links to the wider physical activity, sports & recreation agenda led by Active South Derbyshire. Building on the previous Sport and Health Strategy (2011-2016), this Physical Activity, Sports and Recreation (PASR) strategy aims to deliver against three key areas: Physical and Mental Wellbeing, Individual Development and Social, Community and Economic Development and will aim to achieve sustainable communities through the successful implementation of this and other strategies. The vision of the PASR is identified as follows:

*"Partners of Active South Derbyshire will work together to improve opportunities within sport, recreational, physical and health activity across the District of South Derbyshire."*

---

<sup>1</sup><http://www.south-derbys.gov.uk/our-services/things-to-do-and-places-to-visit/get-active/sports-clubs-and-groups/active-south-derbyshire>

# SOUTH DERBYSHIRE PLAYING PITCH STRATEGY ASSESSMENT REPORT

---

The PPS is also fundamentally linked to the SDDC and Active South Derbyshire - Open Space, Sport and Community Facilities Strategy (2016-2028). This assesses the current and future facility infrastructure across the entire District and therefore the two areas of work should be managed in tandem.

The PASR will also support the delivery of the following strategies:

- ◀ South Derbyshire Partnership - A Sustainable Community Strategy for South Derbyshire (2009-29)
- ◀ SDDC Corporate Plan (2016-2021)
- ◀ Towards an Active Derbyshire –Active Derbyshire (2016-2021)
- ◀ Sporting Future A New Strategy for an Active Nation’ –DCMS (2015)
- ◀ Towards an Active Nation-Sport England (2016-2021)

## *Housing growth*

The Playing Pitch Strategy should also identify future need and development of outdoor sports in the identified border area within neighbouring Derby City. The scope of the strategy includes part of the Derby Housing Market Area (HMA) and covers the Area of Strategic Urban Growth on the Derby City border. The current housing plans for each authority and subsequent anticipated population growth is a key driver in the two authorities seeking to work in partnership to develop informing planning policy guidance relating to the provision of outdoor sport. Derby City Local Plan Part 1 sets a growth strategy to provide 11,000 dwellings within the City with another 5,388 dwellings provided as sustainable urban extensions in neighbouring authorities including South Derbyshire (3,013 dwellings).

It is important to assess the specific sporting and recreational needs of the changing demographic base across the two authorities in order to determine what provision is required. This information can then be used to plan for and support delivery of the necessary land and facilities to meet current and future demand, co-ordinated through aligned strategies and initial five year action plans.

## *The FA Parklife Programme*

The FA, the Premier League and Sport England (along with the Football Foundation together commonly referred to as ‘the Football stakeholders’) have developed the Parklife Football Hubs Programme to target areas where pressures on the local game are greatest. The aim of the programme is to create a sustainable model for football facilities based around artificial grass pitches on hub sites. The fund will provide significant new investment into local, accessible facilities. It differs from traditional football investment streams as the funding partners are keen to see a portfolio approach that provides an area-wide solution, rather than a one-off site investment. The programme is fully detailed within Part 2: Football.

To be eligible for the programme local authorities must have a qualifying population of at least 200,000 people, however those with a lesser population are able to adopt a partnership approach with neighbouring authorities to qualify. Following an expression of interest submitted by Derby City Council in partnership with Derbyshire FA and Derby County Football Club (and supported by South Derbyshire District Council) in January 2017, Derby has successfully been progressed to develop an application within the second of a three-stage funding process for the Parklife programme. The PPS findings will help inform the Derby Parklife journey, given the creation of new football hubs may be located accessible to residents near to the Derby border and would likely lead to some import of demand from South Derbyshire to the City to access hub provision.

# SOUTH DERBYSHIRE PLAYING PITCH STRATEGY ASSESSMENT REPORT

---

## ***Aims and objectives***

The key drivers for developing the Playing Pitch Strategy include:

- ◀ Aims and objectives for improving health and well-being and increasing participation in sport, physical activity and recreation.
- ◀ Physical Activity and Sports and Recreation programmes and changes in how the sports are played.
- ◀ The need for evidence to help protect and enhance existing provision.
- ◀ The need to inform the development and implementation of planning policy.
- ◀ The need to inform the assessment of planning applications.
- ◀ Potential changes to the supply of provision due to capital programmes e.g. for educational sites.
- ◀ Budgetary pressures to ensure the most efficient management and maintenance of playing pitch provision.
- ◀ The need to develop a priority list of deliverable projects which will help to meet any current deficiencies provide for future demands and feed into wider infrastructure planning work.
- ◀ Prioritisation of internal capital and revenue investment.
- ◀ The need to provide evidence to help secure internal and external funding.

The objectives of the project will be to:

- ◀ Provide a carefully quantified and documented assessment of current and future needs for playing pitches;
- ◀ Provide information to assist performance management and asset management,
- ◀ Provide information to underpin:
  - ◀ the protection, enhancement and improvement of the existing pitch stock,
  - ◀ supporting improvements in community access to educational and non-local authority pitches;
- ◀ To provide a basis for establishing new pitch requirements arising from new housing developments or improvements to existing where demand can be satisfied by increasing capacity.
- ◀ To provide a framework for delivering government policies for social inclusion, environmental protection, community involvement and healthy living;
- ◀ To provide good-quality information and evidence of need for funding bids for new and improved provision;
- ◀ To ensure that the Council strategy has strong links to all NGB facilities strategies;
- ◀ To provide the context for sports and recreational development of pitch sports which aims to develop the range of opportunities available.

The PPS will be prepared by a partnership of sports organisations in tandem with the Council. The sports organisations and education establishments have a vested interest in ensuring that existing playing fields, pitches and ancillary facilities can be protected and enhanced. Many of the objectives and actions will be delivered and implemented by sports organisations and education establishments in addition to the Council.

The protection of playing field land both for formal sport and recreational use as well as green spaces such as parks, plays an integral part in ensuring facility resource is available, linking to and facilitating the delivery of other health and physical activity strategies. For example, the 'Sporting Future: A New Strategy for an Active Nation' (Department of Media Culture and Sport, 2015) aims to confirm the recognition and understanding that sport makes a positive difference through broader means and will help the sector to deliver five simple but fundamental outcomes: physical health, mental health, individual development, social, community and economic development.

# **SOUTH DERBYSHIRE PLAYING PITCH STRATEGY ASSESSMENT REPORT**

---

The Government's ambition is that all relevant departments work closer together to create a more physically active nation, where children and young people enjoy the best sporting opportunities available and people of all ages and backgrounds can enjoy the many benefits that sport and physical activity bring, at every stage in their lives.

## ***Agreed scope***

The Assessment Report provides detail in respect of what exists in the District, its condition, distribution and overall quality. It also considers the demand for facilities based on population distribution and planned growth. The full list of sports facilities covered is as follows:

Pitch sports will be assessed using the guidance set out in Sport England's Playing Pitch Strategy Guidance: An approach to developing and delivering a playing pitch strategy.

### *Pitch sports:*

- ◀ Football pitches
- ◀ Rugby union pitches
- ◀ Rugby league pitches
- ◀ Cricket pitches
- ◀ Third generation artificial grass (3G) pitches
- ◀ Artificial grass pitches (for hockey)

Outdoor sports will be assessed using Sport England's Assessing Needs and Opportunities Guidance (2014). Non-pitch outdoor sports require a different methodology to assess demand and supply to that used for pitch sports.

### *Outdoor sports:*

- ◀ Outdoor bowling greens
- ◀ Outdoor tennis courts
- ◀ Outdoor netball courts

## ***Management arrangements***

A Project Team from the Council has worked with KKP to ensure that all relevant information is readily available and to support the consultants as necessary to ensure that project stages and milestones are delivered on time.

A strong and effective steering group has and will continue to lead and drive this PPS forward during its development and also to ensure the delivery of its recommendations and actions. The membership of the group is balanced and representative of the different parties and key drivers behind the work and the providers and users of playing pitches in the study area.

The Steering Group is and has been responsible for the direction of the PPS from a strategic perspective and for supporting, checking and challenging the work of the project team. The Steering Group is made up of representatives from South Derbyshire District Council, Sport England, Active Derbyshire and National Governing Bodies of Sport (NGBs).



# **SOUTH DERBYSHIRE PLAYING PITCH STRATEGY ASSESSMENT REPORT**

---

It will be important for the Steering Group to continue once the PPS has been finalised for several reasons, including a continuing responsibility to:

- ◀ Be a champion for playing pitch provision in the area and promote the value and importance of the PPS.
- ◀ Ensure implementation of the PPS's recommendations and action plan.
- ◀ Monitor and evaluate the outcomes of the PPS.
- ◀ Ensure that the PPS is kept up to date and refreshed.

## **Study area**

South Derbyshire is the Southernmost district within the County of Derbyshire, bordering the City of Derby to the North and Erewash to the North East. South Derbyshire represents an area accessible to three Counties, not only located within Derbyshire but also bordering Leicestershire (North West Leicestershire) from East to South as well as Staffordshire (Lichfield to the South West and South Derbyshire to the West).

The strategy covers the District boundary area of South Derbyshire; however, the data gathered has been presented in such a way as to be further analysed by smaller Analysis Areas. There are also a number of sports teams from outside the specified area that use pitches within South Derbyshire and sports teams from inside the District who use facilities outside in other local authority areas. This cross-boundary movement has been taken into consideration when producing this assessment report.

For the purpose of this analysis, South Derbyshire has been broken down into five Analysis Areas in keeping with previous South Derbyshire PPS (2011). They are (including current population<sup>2</sup>):

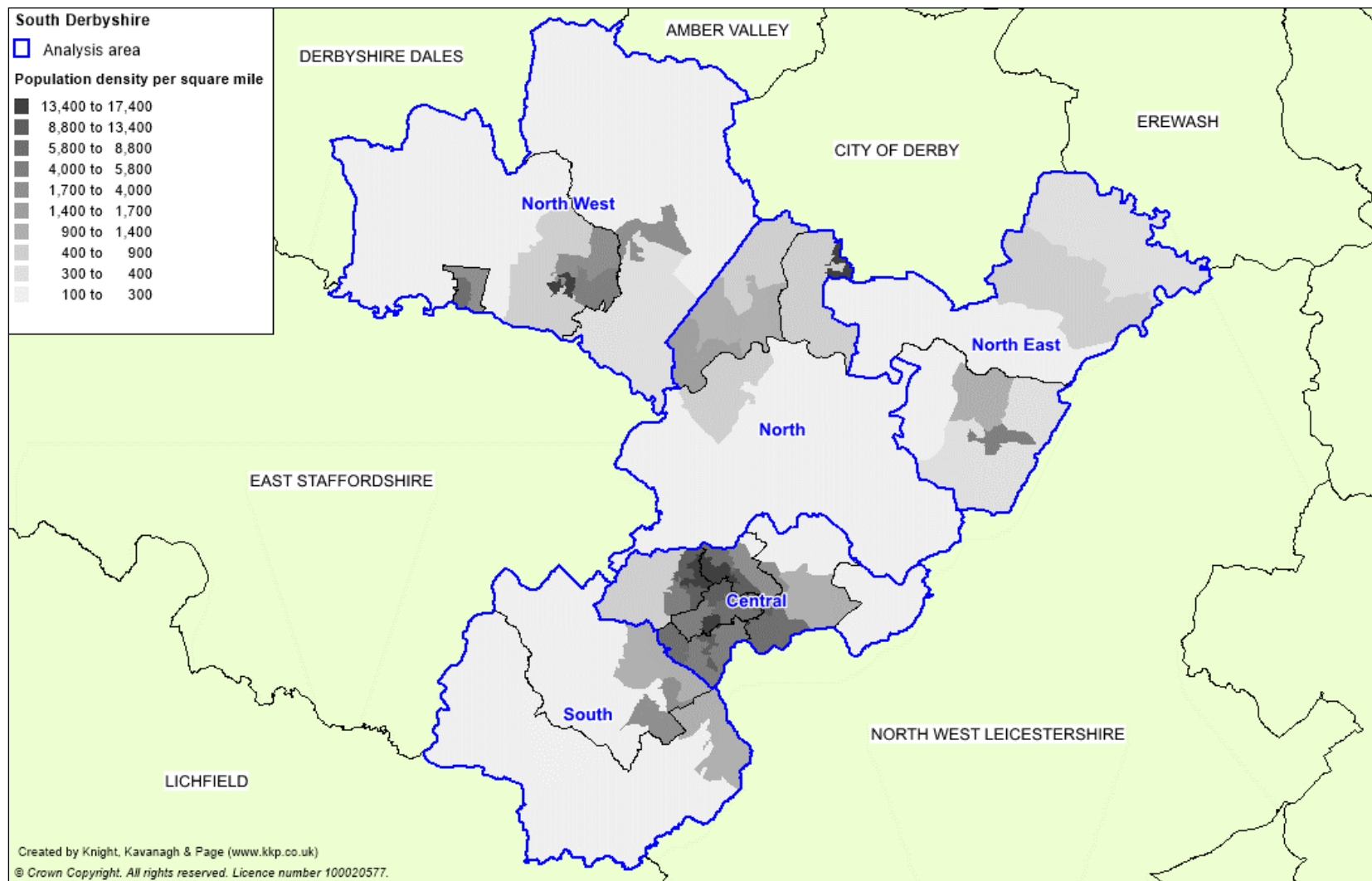
- ◀ North (16,188)
- ◀ North East (12,141)
- ◀ North West (18,508)
- ◀ Central (42,747)
- ◀ South (10,750)

---

<sup>2</sup> Data Source: ONS Mid-2016 Population Estimates for Lower Layer Super Output Areas in England and Wales by Single Year of Age and Sex

# SOUTH DERBYSHIRE PLAYING PITCH STRATEGY ASSESSMENT REPORT

Figure 1.1: Map of South Derbyshire with PPS Analysis Areas



# SOUTH DERBYSHIRE PLAYING PITCH STRATEGY ASSESSMENT REPORT

---

## Stage B: Gather information and views on the supply of and demand for provision

It is essential that a PPS is based on the most accurate and up-to-date information available for the supply of and demand for playing pitches. This section provides details about how this information has been gathered in South Derbyshire.

### ***Gather supply information and views – an audit of playing pitches***

PPS guidance uses the following definitions of a playing pitch and playing field. These definitions are set out by the Government in the 2015 ‘Town and Country Planning (Development Management Procedure) (England) Order’.<sup>3</sup> It should be noted that the reference to five years within the Order is purely in relation to whether Sport England should be consulted in a statutory capacity. The fact that a playing field may not have been marked out for pitch sport in the last five years does not mean that it is no longer a playing field. That remains its lawful planning use whether marked out or not

- ◀ ***Playing pitch*** – a delineated area of 0.2ha or more which is used for association football, rugby, cricket, hockey, lacrosse, rounders, baseball, softball, American football, Australian football, Gaelic football, shinty, hurling, polo or cycle polo.
- ◀ ***Playing field*** – the whole of a site which encompasses at least one playing pitch.

Although the statutory definition of a playing field is the whole of a site with at least one pitch of 0.2ha or more, this PPS takes into account smaller sized pitches that contribute to the supply side, for example, 5v5 mini football pitches. This PPS counts individual grass pitches (as a delineated area) as the basic unit of supply. The definition of a playing pitch also includes artificial grass pitches (AGPs).

As far as possible the assessment report aims to capture all of the pitches within South Derbyshire. However, there may be instances, for example, on school sites, where access was not possible and has led to omissions within the report.

Any sites omitted from the PPS either intended or having been overlooked, whether used, disused or lapsed, are subject to the same conditions as those detailed herein. Any such site is not to be considered as not required or surplus as part of the planning process.

### *Quantity*

All playing pitches are included irrespective of ownership, management and use. Playing pitch sites were initially identified using Sport England’s Active Places web-based database. The Council and NGBs supported the process by checking and updating this initial data. This was also verified against club information supplied by local leagues. For each site, the following details were recorded in the project database (which will be supplied as an electronic file):

- ◀ Site name, address (including postcode) and location
- ◀ Ownership and management type
- ◀ Security of tenure
- ◀ Total number, type and quality of pitches

---

<sup>3</sup> [www.sportengland.org](http://www.sportengland.org)>Facilities and Planning> Planning Applications

# SOUTH DERBYSHIRE PLAYING PITCH STRATEGY ASSESSMENT REPORT

---

## *Accessibility*

Not all pitches offer the same level of access to the community. The ownership and accessibility of playing pitches also influences their actual availability for community use. Each site is assigned a level of community use as follows:

- ◀ **Community use** - pitches in public, voluntary, private or commercial ownership or management (including education sites) recorded as being available for hire and currently in use by teams playing in community leagues.
- ◀ **Available but unused** - pitches that are available for hire but are not currently used by teams which play in community leagues; this most often applies to school sites but can also apply to sites which are expensive to hire.
- ◀ **No community use** - pitches which as a matter of policy or practice are not available for hire or used by teams playing in community leagues. This should include professional club pitches along with some semi-professional club pitches, where play is restricted to the first or second team.
- ◀ **Disused** – sites that are not being used at all by any users and are not available for community hire either. Once these sites are disused for five or more years they will then be categorised as ‘lapsed sites’.
- ◀ **Lapsed** - last known use was as a playing field more than five years ago. These fall outside of Sport England’s statutory remit but still have to be assessed using the criteria in paragraph 74 of the National Planning Policy Framework and Sport England would nonetheless challenge a proposed loss of playing pitches/playing field which fails to meet such criteria. It should be emphasised that the lawful planning use of a lapsed site is still that of a playing field.

In addition, there should be a good degree of certainty that the pitch will be available to the community for at least the following three years. A judgement is made based on the information gathered and a record of secured or unsecured community use put against each site.

Furthermore, there are some sites with disused playing pitches no longer marked, however the sites as a whole remain operational as they are either protected or serve a wider function such as a public park and therefore are not likely to be considered for potential development.

Any sites omitted from the PPS either intended or having been overlooked, whether used, disused or lapsed, are subject to the same conditions as those detailed herein. Any such site is not to be considered as not required or surplus as part of the planning process.

## *Quality*

The capacity of pitches to regularly provide for competitive play, training and other activity over a season is most often determined by their quality. As a minimum, the quality and therefore the capacity of a pitch affects the playing experience and people’s enjoyment of a sport. In extreme circumstances, it can result in a pitch being unable to cater for all or certain types of play during peak and off-peak times.

It is not just the quality of the pitch itself which has an effect on its capacity but also the quality, standard and range of ancillary facilities. The quality of both the pitch and ancillary facilities will determine whether a pitch is able to contribute to meeting demand from various groups and for different levels and types of play.

# **SOUTH DERBYSHIRE PLAYING PITCH STRATEGY ASSESSMENT REPORT**

---

The quality of all pitches identified in the audit and the ancillary facilities supporting them are assessed regardless of ownership, management or availability. Along with capturing any details specific to the individual pitches and sites, a quality rating is recorded within the audit for each pitch.

These ratings are used to help estimate the capacity of each pitch to accommodate competitive and other play within the supply and demand assessment.

In addition to undertaking non-technical assessments (using the templates provided within the guidance and as determined by NGBs), users and providers were also consulted on the quality and in some instances the quality rating was adjusted to reflect this.

## ***Gather demand information and views***

Presenting an accurate picture of current demand for playing pitches (i.e. recording how and when pitches are used) is important when undertaking a supply and demand assessment. Demand for playing pitches in South Derbyshire tends to fall within the following categories:

- ◀ Organised competitive play
- ◀ Organised training
- ◀ Informal play

In addition, unmet and displaced demand for provision is also identified on a sport by sport basis. Unmet demand is defined as the number of additional teams that could be fielded if access to a sufficient number of pitches (and ancillary facilities) was available. Displaced demand refers to teams that are generated from residents of the area but due to any number of factors do not currently play within the area.

Current and future demand for playing pitches is presented on a sport by sport basis within the relevant sections of this report.

A variety of consultation methods were used to collate demand information about leagues, clubs, county associations and national/regional governing bodies of sport. Face to face consultation was carried out with key clubs from each sport. This allowed for the collection of detailed demand information and an exploration of key issues to be interrogated and more accurately assessed.

For data analysis purposes, an online survey (converted to postal if required) was utilised. This was sent to all clubs not covered by face to face consultation.

Local authority officers, county associations and regional governing body officers advised which of the clubs to include in the face to face consultation. Sport England was also included within the consultation process prior to the project commencing. Issues identified by clubs returning questionnaires were followed up by telephone or face to face interviews.

# SOUTH DERBYSHIRE PLAYING PITCH STRATEGY ASSESSMENT REPORT

The response rates of such consultation are as follows:

Sport	Total number	Number responding	Response rate	Methods of consultation
Football clubs	40	27	68%	Face to face
Football teams	133	85	64%	Online survey Telephone
Cricket clubs	12	11	92%	Face to face Online survey Telephone
Rugby union clubs	1	1	100%	Face to face
Hockey clubs	1	1	100%	Telephone
Tennis clubs	5	5	100%	Online survey Telephone
Bowling clubs	15	9	60%	Online survey Telephone
Parish Councils	31	15	48%	Survey Telephone
Secondary schools/colleges	5	5	100%	Face to face Telephone
Primary/SEN Schools	37	9	19%	Online survey Telephone

The consultation process sought to capture demand information and associated issues relating to all affiliated sports clubs using playing pitches in South Derbyshire.

For face to face consultation, key clubs were identified by NGBs and the Council and were selected based on sporting issues most pertinent to the study, for example, for having high levels of demand, specific facility issues including quality, threat of loss of access or related issues to playing pitch provision.

## ***Future demand***

Alongside current demand, it is important for a PPS to assess whether the future demand for playing pitches can be met. Using population projections, and proposed housing growth (if available), an estimate can be made of the likely future demand for playing pitches.

Team generation rates are used to provide an indication of how many people it may take to generate a team (by gender and age group), in order to help estimate the change in demand for pitch sports that may arise from any population change in the study area.

Future demand for pitches is calculated by adding the percentage increases, to the ONS population increases in each Analysis Area. This figure is then applied to the TGRs and is presented on a sport by sport basis within the relevant sections of this report.

Other information sources that were used to help identify future demand include:

- ◀ Recent trends in the participation in playing pitch sports.
- ◀ The nature of the current and likely future population and their propensity to participate in pitch sports.
- ◀ Feedback from pitch sports clubs on their plans to develop additional teams.
- ◀ Any local and NGB specific sports development targets (e.g. increase in participation).



# SOUTH DERBYSHIRE PLAYING PITCH STRATEGY ASSESSMENT REPORT

---

## *Population growth*

The current resident population in South Derbyshire is 100,334<sup>4</sup>. By 2028 (the period to which this assessment projects population based future demand, in line with the South Derbyshire Local Plan period) the District's population is projected to grow by an estimated 19,968, representing a 19.9% increase to 120,302<sup>5</sup> through natural growth and substantial new planned residential developments. The Local Plan highlights that not only is the population growing, but it is also ageing, with a predicted increase of 13,823 residents aged 56+ by 2028, representing a 52.4% increase.

Due to the nature of housing growth in South Derbyshire, specifically the need to accommodate urban extensions of Derby, local SDDC data on population growth far exceeds ONS projections which do not account for these. In order for the team generation rates (TGRs) to reflect the total growth figure in the absence of single year of age data, the additional growth factor has been applied to the growth trends shown by ONS data, to assume that the same projected patterns of participation will continue.

## *Housing growth*

The Derby Housing Market Area (HMA) aligned Core Strategies (adopted and emerging) set out a requirement for an additional 33,388 new homes over the period 2011-2028 across the local authorities within the HMA. South Derbyshire is required to deliver 12,618 of these (consisting of the housing need for South Derbyshire which is 9,605 dwellings and a share of the housing need that Derby is unable to accommodate representing 3,013 dwellings) with 11,000 required to be delivered in Derby and 9,770 in Amber Valley. Of the 12,618 new homes required, the SDDC Housing Position Paper (June 2017) identifies a total of 2,846 dwellings built over the six year period 2011 to March 31st 2017, at an average 474 dwellings per year, meaning a requirement for 9,772 remains from April 2017/18-2028.

The Objectively Assessed Housing Need (OAN) for Derby is actually 16,388 however it has been agreed collectively by the HMA Authorities that Derby City cannot provide more than 11,000 dwellings in the period up to 2028. As such, the remaining 5,388 will be delivered within South Derbyshire (3,013) and Amber Valley (2,375) as urban extensions to the City, with five of the strategic housing sites identified in the Derby Local Plan to be cross-boundary schemes delivered across Derby and South Derbyshire. They are:

- ◀ Wragley Way, Sinfin – 180 dwellings
- ◀ Rykneld Road, Littleover – 900 dwellings
- ◀ Hackwood Farm, Mickleover – 400 dwellings
- ◀ Boulton Moor East – 800 dwellings
- ◀ South Chellaston Sites – 100 dwellings

Figure 1.2 shows the strategic housing sites identified in South Derbyshire, whilst the map figures in each of the subsequent parts of this report use the same spatial overlay of these housing sites to demonstrate the proximity of existing sites to areas of housing growth.

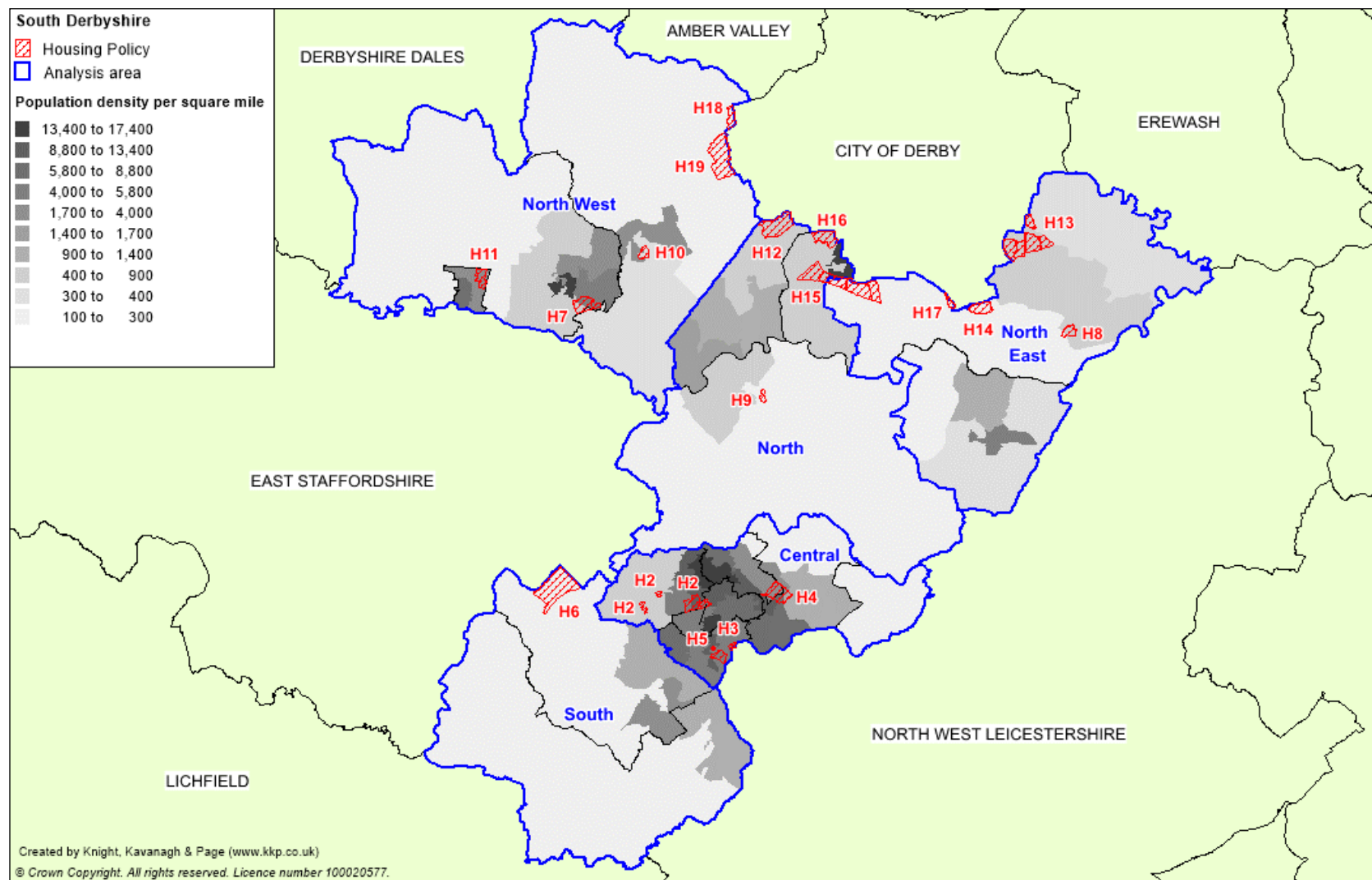
---

<sup>4</sup> Source: ONS Mid-2015 Population Estimates for Lower Layer Super Output Areas in England and Wales by Single Year of Age and Sex

<sup>5</sup> Source: SDDC annual monitoring report

# SOUTH DERBYSHIRE PLAYING PITCH STRATEGY ASSESSMENT REPORT

Figure 1.2: Map of strategic housing sites identified within South Derbyshire





# SOUTH DERBYSHIRE PLAYING PITCH STRATEGY ASSESSMENT REPORT

Table 1.1: Summary of all strategic allocations in South Derbyshire<sup>6</sup>

Policy reference	Site name	Number of dwellings for completion 2017/18-2028
H2	Land North of Willian Nadin Way/West of Depot, Swadlincote	565
H3	Church Street/Bridge Street/Moat Street, Swadlincote	290
H4	Broomy Farm, Woodville	400
H5	Depot housing site, Darklands Road, Swadlincote	130
H6	Drakelow Power Station, Drakelow	997
H7	Land at Hilton Depot, The Mease, Hilton	450
H8	Aston Hall Hospital	38
H9	Longlands, Repton	71
H10	Willington Road, Etwall	189
H11	Land to North East of Hatton	400
H12	Highfields Farm, Findern	899
H13	Boulton Moor, Elvaston	1,634
H14	Chellaston Fields	469
H15	Wragley Way	810
H16	Primula Way	400
H17	Holmleigh Way, Chellaston	119
H18	Hackwood Farm	290
H19	Land West of Mickleover	1,412
E6	Woodville Regeneration Site	150

Derby City Council and South Derbyshire District Council will be connected by a high level of new housing development, particularly along the Southern edge boundary of Derby City from Radbourne/Mickleover in the West to Elvaston/Boulton in the East. There is great potential to provide new sports facilities within the growth area (largely South Derbyshire District) which means there is a high likelihood of imported demand from the City to access these new facilities. Conversely, the proximity to alternative facilities in Derby City compared to those provided in South Derbyshire is likely to attract imported residents from across the boundary.

A new 210 place primary school is also planned for development in South Derbyshire on the Derby border area near Findern to service demand arising from the Highfields Farm development, proposed to open September 2019.

As well as presenting findings relating to the South Derbyshire administrative area, the Strategy (within the Assessment Appendices and subsequent Stage D Strategy and Action Plan) will explore the relationship surrounding the border with Derby, also informed by the Derby PPS which is to be concurrently produced within the same timeframe. Though the two playing pitch strategies are exclusive, each will draw links to the boundary crossover and growth area and will detail this key area of inter-relation.

<sup>6</sup> Not inclusive of smaller allocations within Local Plan Part 2

# SOUTH DERBYSHIRE PLAYING PITCH STRATEGY ASSESSMENT REPORT

---

## Stage C: Assess the supply and demand information and views

Supply and demand information gathered within Section B was used to assess the adequacy of playing pitch provision in South Derbyshire. It focused on how much use each site could potentially accommodate (on an area by area basis) compared to how much use is currently taking place.

### *Understand the situation at individual sites*

Qualitative pitch ratings are linked to a pitch capacity rating derived from NGB guidance and tailored to suit a local area. The quality and use of each pitch is assessed against the recommended pitch capacity to indicate how many match equivalent sessions<sup>7</sup> per week (per season for cricket) a pitch could accommodate.

This is compared to the number of matches actually taking place and categorised as follows, to identify:

Potential spare capacity: Play is below the level the site could sustain.	Green
At capacity: Play is at a level the site can sustain.	Yellow
Overused: Play exceeds the level the site can sustain.	Red

### *Develop the current picture of provision*

Once capacity is determined on a site by site basis, actual spare capacity is calculated on an area by area basis via further interrogation of temporal demand. Although this may have been identified, it does not necessarily mean that there is surplus provision. For example, spare capacity may not be available when it is needed or the site may be retained in a 'strategic reserve' to enable pitch rotation to reduce wear and tear.

Capacity ratings assist in the identification of sites for improvement/development, rationalisation, decommissioning and disposal.

### *Develop the future picture of provision - scenario testing*

Modelling scenarios to assess whether existing provision can cater for unmet, displaced and future demand is made after the capacity analysis. This will also include, for example, removing sites with unsecured community use to demonstrate the impact this would have if these sites were to be decommissioned in the future. Scenario testing occurs in the strategy report and therefore does not form part of the assessment report.

### *Identify the key findings and issues*

By completing Steps 1-5 it is possible to identify several findings and issues relating to the supply, demand and adequacy of playing pitch provision in South Derbyshire. This report seeks to identify and present the key findings and issues, which should now be checked, challenged and agreed by the Steering Group prior to development of the Strategy (Section D).

---

<sup>7</sup> A match equivalent session (MES) can be either a match or a training session

# **SOUTH DERBYSHIRE PLAYING PITCH STRATEGY ASSESSMENT REPORT**

---

The following sections summarise the local administration of the main grass pitch sports in South Derbyshire. Each provides a quantitative summary of provision and a map showing the distribution of facilities. It also provides information about the availability of facilities to/for the local community and, the governing body of each sport and regional strategic plan (where they exist). Local league details are provided in order to outline the competitive structure for each sport. The findings of club consultation and key issues for each sport are summarised.

# SOUTH DERBYSHIRE PLAYING PITCH STRATEGY ASSESSMENT REPORT

---

## PART 2: FOOTBALL

### 2.1: Introduction

The organisation primarily responsible for the development of football in Derbyshire is Derbyshire FA. It is also responsible for the administration, in terms of discipline, rules and regulations, cup competitions and representative matches, development of clubs and facilities, volunteers, referees, coaching courses and delivering national football schemes.

This section of the report focuses on the supply and demand for grass football pitches. Part 6 captures supply and demand for third generation pitches (3G pitches) which are the preferred AGP (artificial grass pitch) surface type for football. In future, it is anticipated that there will be a growing demand for the use of 3G pitches for competitive football fixtures, especially to accommodate mini and youth football.

#### ***The FA Parklife Programme***

The FA, the Premier League and Sport England (along with the Football Foundation together commonly referred to as ‘the Football stakeholders’) have developed the Parklife Football Hubs Programme to target areas where pressures on the local game are greatest. The aim of the programme is to create a sustainable model for football facilities based around artificial grass pitches on hub sites. The fund will provide significant new investment into local, accessible facilities. It differs from traditional football investment streams as the funding partners are keen to see a portfolio approach that provides an area-wide solution, rather than a one-off site investment. Parklife Football Hubs will:

- ◀ Be strategically planned and programmed
- ◀ Be financially sustainable and based on strong business plans, with sites capable of income generation helping sustain a portfolio approach and reduce reliance on public subsidy
- ◀ Be designed collaboratively with local partners including the FA, County FA, local professional club(s), the local football community and local authorities
- ◀ Encourage people to play more regularly, or to become active and in doing so, achieve wider social outcomes
- ◀ Be affordable, open and accessible to all
- ◀ Be flexible – catering for football activity, other sports and also other programmes such as education, health and wider community development initiatives as appropriate
- ◀ Offer a high-quality customer experience and provide a safe and welcoming environment for football-led and other demand-led local programmes to flourish
- ◀ Provide a new management and operational approach to grassroots football facilities.

The aim of the Parklife programme is to develop football hub sites where a multiple 3G pitch (minimum 2 full sized) approach is required on all in order to develop a sustainable business case across a portfolio of sites within an area. The creation of football hubs in this manner will include the creation of a Special Purpose Vehicle (SPV) with revenue generated by it to be reinvested into the sustainability of football facilities, such as sinking funds for 3G pitch repair and resurfacing in the long term, as well as into improved maintenance, remediation and drainage of grass pitches to improve the local football offer.

# SOUTH DERBYSHIRE PLAYING PITCH STRATEGY ASSESSMENT REPORT

This approach aims to drive increased participation levels, quality of experience and more broadly delivering wider social benefits. The main focus of delivery will be around increasing the number of 3G pitches available for competitive play with a shift towards increased use of 3G pitches to accommodate mini soccer and youth 9v9 play, also serving to increase 3G training provision available and opportunities for small sided play and as potential women's and girl's development hubs.

To be eligible for the programme local authorities must have a qualifying population of at least 200,000 people, however those with a lesser population are able to adopt a partnership approach with neighbouring authorities to qualify. Following an expression of interest submitted by Derby City Council in partnership with Derbyshire FA and Derby County Football Club (and supported by South Derbyshire District Council), Derby has successfully been progressed to develop an application within the second of a three-stage funding process for the Parklife programme. Should Parklife football hubs be delivered in Derby, it is likely that residents and teams from South Derbyshire will travel to use these facilities to some degree if within accessible proximity.

## Consultation

In addition to face to face consultation with key clubs (Woodville Rangers FC), an electronic survey was sent to all football clubs playing in South Derbyshire. Consultation (either through a survey or face to face interview) represents a 68% club response rate and 64% team response rate. The results are used to inform key issues within this section of the report.

## 2.2: Supply

The audit identifies a total of 80 grass football pitches across 42 sites in South Derbyshire, with 76 pitches across 41 sites identified as being available for community use on some level, whilst four pitches at one site (Granville Academy) are unavailable for community use.

Table 2.1: Summary of grass pitches available for community use

Analysis Area	Pitch type					Total
	Adult	Youth 11v11	Youth 9v9	Mini 7v7	Mini 5v5	
North	16	5	2	1	-	24
North East	3	1	-	-	-	4
North West	10	1	2	1	-	14
Central	14	4	5	-	-	23
South	7	2	1	1	-	11
<b>Total</b>	<b>50</b>	<b>13</b>	<b>10</b>	<b>3</b>	<b>-</b>	<b>76</b>

Most community available football provision is split between North Analysis Area (31% or 24 pitches) and Central Analysis Area (30% or 23 pitches). The least amount is located in the North East Analysis Area with just four (6%) community available pitches. This is generally reflective of the population split between the Analysis Areas, however, it is interesting to note that Central Analysis Area has more than double the population of North Analysis Area yet a similar amount of provision.

## SOUTH DERBYSHIRE PLAYING PITCH STRATEGY ASSESSMENT REPORT

Most available pitches in South Derbyshire (66%) are adult sized which is, in part, due to youth 11v11 teams playing on adult pitches. This is not ideal for youth players at U13-U16 and is not in line with the recent FA Youth Review. Just 13 available pitches are youth 11v11 sized representing 17% of the available supply in South Derbyshire which is low in relation to the proportion of youth teams (54 teams – 35% of all teams) which should be playing matches on this sized pitch.

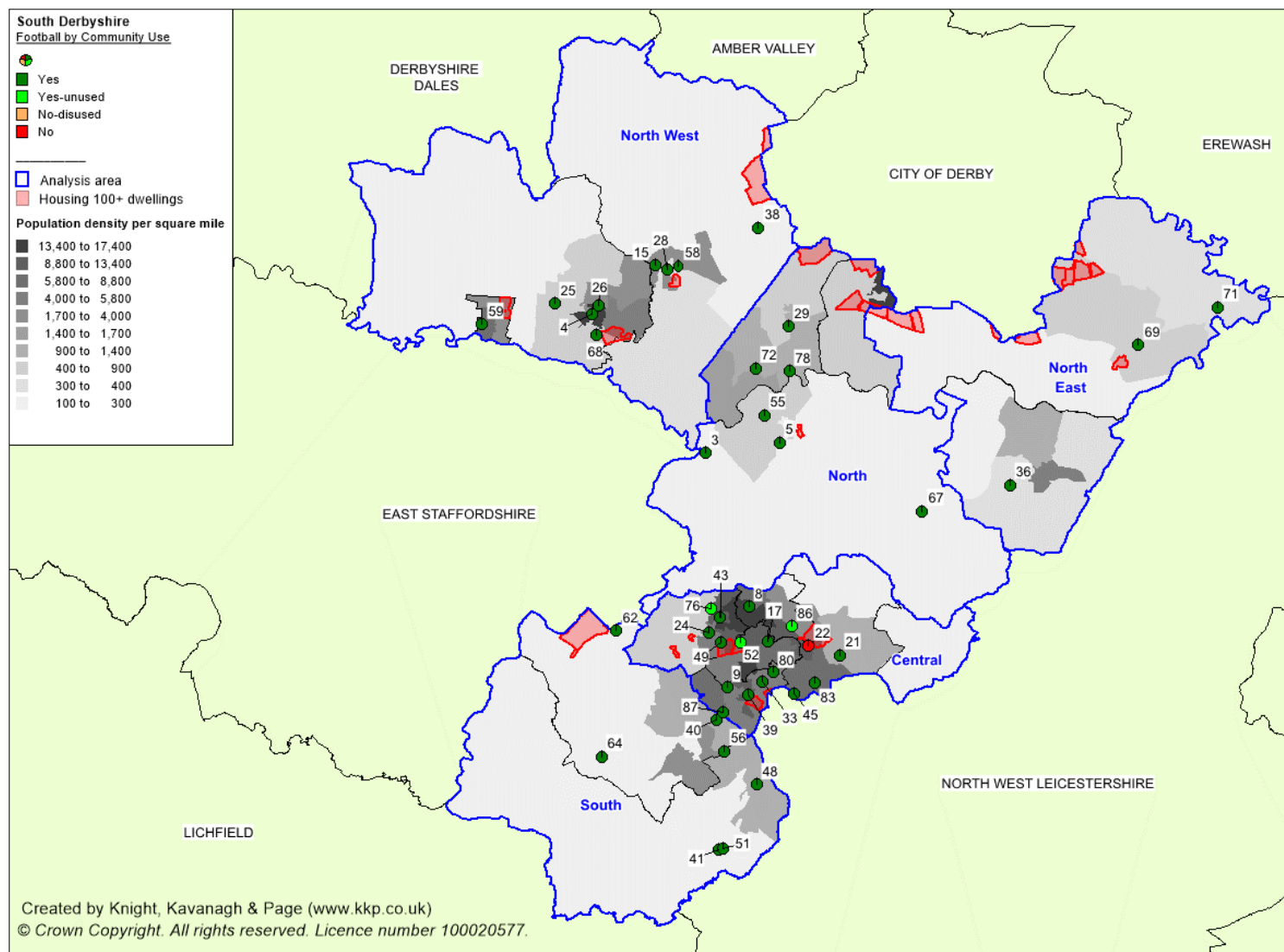
In accordance with the FA Youth Review, U17 and U18 teams can play on adult pitches. The FA's recommended pitch size for adult football is 100x64 metres. Please refer to the table below for more detail on football pitch sizes:

*Table 2.2: FA recommended grass/3G pitch sizes*

Age group	Playing format	Recommended pitch dimensions (metres excluding run offs)	Recommended pitch dimensions (metres including run offs)
Mini-Soccer U7/U8	5v5	37x27	43x33
Mini-Soccer U9/U10	7v7	55x37	61x43
Youth U11/U12	9v9	73x46	79x52
Youth U13/U14	11v11	82x50	88x56
Youth U15/U16	11v11	91x55	97x61
Youth U17/U18	11v11	100x64	106x70
Over 18/Adult	11v11	100x64	106x70

# SOUTH DERBYSHIRE PLAYING PITCH STRATEGY ASSESSMENT REPORT

Figure 2.1: Location of football pitches in South Derbyshire





# SOUTH DERBYSHIRE PLAYING PITCH STRATEGY ASSESSMENT REPORT

## ***Future supply***

Hilton Harriers FC reports plans to access adjacent land to build two new pitches at its home venue The Mease Pavilion, however would need to secure or raise funding to finance such a venture. The piece of land in question is privately owned and it is unknown if this is feasible.

Edgehill FC states it is looking at creating a mini pitch at Stapenhill FC. It wants to increase participation and believes creating a pitch at the site would enable them to achieve this. Edgehill FC currently rents the use of the facilities from Stapenhill FC (Freeholder) and will need confirmation from the Club before any new pitch is created.

The Moat Ground, home of non-league system club Gresley FC, has been identified through the planning process as a potential site for residential development which would in turn present a requirement to re-provide compliant and suitable facilities for the Club. Planning permission has been secured for the development of the Moat Ground, with land identified West of Bridge Street as a possible site for development of replacement provision, however this land is almost equally intersected by the local authority border with North West Leicestershire and thus proposed re-provision would require additional planning consent from North West Leicestershire District Council. The Club requires a stadium pitch which meets current non-league ground grading requirements but also has aspirations for the creation of a 3G pitch as part of the scheme.

## ***Pitch quality***

The quality of football pitches in South Derbyshire has been assessed via a combination of non-technical assessments (as determined by The FA) user consultation and any available FA PIP reports to reach and apply an agreed rating. Percentage parameters used for the non-technical assessments were as follows;

- ◀ Poor = 0-49.9%
- ◀ Standard = 50-79.9%
- ◀ Good = 80%+

As such, each pitch within South Derbyshire has a quality rating of good, standard or poor. Pitch quality is primarily influenced by the carrying capacity of the site; often pitches are over used and lack the required routine maintenance work necessary to improve drainage and subsequent quality. Pitches which receive little to no ongoing repair or post-season remedial work will be assessed as poor, therefore limiting the number of games able to take place each week without it having a detrimental effect on quality. Conversely, well maintained pitches which are tended to regularly are likely to be of a higher standard and capable of taking a number of matches without a significant reduction in surface quality.

*Table 2.3: Summary of football pitch quality (community use pitches)*

Pitch type	Good	Standard	Poor
Adult	17	30	3
Youth 11v11	1	10	2
Youth 9v9	2	8	-
Mini 7v7	-	3	-
Mini 5v5	-	-	-
<b>Total</b>	<b>20</b>	<b>51</b>	<b>5</b>



# SOUTH DERBYSHIRE PLAYING PITCH STRATEGY ASSESSMENT REPORT

The pitch quality ratings determined through a combination of non-technical assessments and user feedback show most (67%) pitches available for community use are rated as standard quality, with 26% rated as good and only six pitches as poor, equating to just 7%.

Given the majority of pitches across South Derbyshire are rated as standard quality, it is worth noting that the scores for pitches located at four sites fall within just 10% of being of being poor (The Recreation Centre, Woodville Recreation Ground, Sandypitts Lane Playing Fields and Mount Pleasant Recreation Ground) and as such should also be recommended for improvements.

In addition to this, scores for pitches located at four sites fall within just 10% of being of being good quality:

- ◀ Netherseal St Peters Sports Club
- ◀ Occupation Lane
- ◀ Overseal Recreation Ground
- ◀ Chestnut Avenue Recreation Ground

In general, club consultation indicates varying degrees of change in pitch quality over the previous three years. Of responding clubs, 60% report no significant difference, compared to 15% that report worsening pitch quality and 25% that report improving pitch quality.

The most common factors attributed to pitch improvements in South Derbyshire are an investment in drainage work and more frequent maintenance, whilst the opposite is true for pitches that are worsening in quality. Specific comments relating to pitch conditions at individual sites can be seen in the table below. The comments are from a combination of club feedback and site assessment information.

*Table 2.4: Summary of pitch quality comments*

Site ID	Site name	Club	Comments
5	Broomhills Lane Playing Fields	Repton Casuals FC	Pitches suffer from poor drainage often becoming unusable. Repton Casuals FC reports it has plans to acquire maintenance equipment and suitable storage to improve the quality of the pitches.
36	Melbourne Sports Park	Melbourne United FC	Recently had a new pitch installed. Both pitches drain well after installation of purpose-built drainage system.
43	Newhall Park	Newhall Social Club FC	Pitch is not cut often enough with poor quality line marking.
51	Philip Richardson Memorial Field	The Seal Inn	Pitch drains well and is well maintained. Minor issues with animals burrowing and lack of grass cutting.
62	Stapenhill Football Club	Stapenhill FC Edgehill FC	Pitch has improved in quality since PIP visit. The Club (Stapenhill FC) has received support from Burton Albion FC to relay the pitch; however, it still suffers from drainage issues.
68	The Mease Pavilion	Hilton Harriers FC	Pitches have improved in quality since FA PIP assessment. Club has invested time and resources into improve their quality.

# SOUTH DERBYSHIRE PLAYING PITCH STRATEGY ASSESSMENT REPORT

Site ID	Site name	Club	Comments
80	Woodhouse Recreation Ground	Belmont Royals FC	Within the previous three years pitches have had drainage improvements; however, due to infrequent amounts of maintenance this is sometime ineffective. Clubs report issues with broken glass found on pitches before matches.

Private sites (e.g. sports clubs) typically offer better quality facilities than Council parks/playing fields and school pitches. In general, such sports clubs tend to have dedicated ground staff or volunteers working on pitches and the fact that they are often secured by fencing prevents unofficial use. Private site hire is often at full cost recovery. However, the cost of self-maintenance can be limited by funds or equipment available and consequently some clubs may not be able to carry out the required level of maintenance each year, instead targeting specific areas of the pitch or times of the year, sometimes not every season.

## **FA Pitch Improvement Programme (PIP)**

With quality of grass pitches becoming one of the biggest influences on participation in football, the FA has made it a priority to work towards improving quality of grass pitches across the country. This has resulted in the creation of the FA Pitch Improvement Programme (PIP). As part of the PIP, grass pitches identified as having quality issues undergo a pitch inspection from a member of the Institute of Groundsmanship (IOG).

Four existing sites in South Derbyshire have received an assessment as part of the PIP process:

- ◀ Church Gresley Indoor Bowling Centre (Gresley Old Hall)
- ◀ Stapenhill Football Club
- ◀ The Mease Pavilion (Hilton Harriers FC)
- ◀ Woodville Recreation Ground and Occupation Lane (Woodville Rangers FC)

### *Church Gresley Indoor Bowling Centre (Gresley Old Hall) 12th December 2016*

- ◀ Basic in season maintenance is carried out by Gresley FC with more remedial works carried out post season via a contractor.
- ◀ General levels and gradients across the pitches are ok with a few localised dips and hollows which pond in wet periods.
- ◀ Significant thatch layer which needs to be treated as it acts as a sponge reducing infiltration of surface water.
- ◀ An intensive maintenance schedule is required with the correct machinery and equipment managed by trained and motivated ground staff including decompaction, fertiliser application, seeding and chain harrowing.

### *Stapenhill Football Club (Initial report - 3<sup>rd</sup> October 2014, follow up report - 6th November 2017)*

- ◀ Initial report – Pitch was suffering from limited maintenance, compaction and undesirable grass types. Goalmouths were much worn areas that had dipped and therefore had issues with ponding.
- ◀ Initial report – There is a need to verti-drain and decompact the soil which will improve drainage, soil and grass quality.

## SOUTH DERBYSHIRE PLAYING PITCH STRATEGY ASSESSMENT REPORT

---

- ◀ Follow up report – Since the initial report the club (Stapenhill FC) has removed vegetation, sand dressed, improved mowing regime, decompaction, drill seeding and fertilised.
- ◀ Follow up report – The Club and its dedicated volunteers have made great strides to improve playing surface quality. It has taken on recommended actions from the previous report which has led to pitch quality improving.

### *The Mease Pavilion (Initial report - 19<sup>th</sup> June 2014, follow up report - 25<sup>th</sup> April 2016)*

- ◀ Initial report – Pitch had fair ground cover, however, the majority of the grass present was Annual Meadow Grass which is undesirable. Goalmouth areas and centre circles were highly worn and had issues with ponding. There was compaction of the soil which was affecting the drainage of the pitch.
- ◀ Initial report – There is a need to verti drain and decompact the soil which will improve drainage, soil and grass quality.
- ◀ Follow up report – Since the initial report the club (Hilton Harriers FC) has undertaken decompaction, drill seeding and invested in maintenance machinery which was supported by the FA. The Club also plans to utilise the new machinery to continue with the enhance maintenance regime.
- ◀ Follow up report – The Club has made great strides to improve playing surfaces through the investment in maintenance equipment with volunteers being actively involved with PIP workshops.

### *Woodville Recreation Ground and Occupation Lane (6<sup>th</sup> November 2017)*

- ◀ Pitches are maintained and owned by the Parish Council with all pitches displaying traits of poorly maintained surfaces.
- ◀ All pitches require a higher level of maintenance for the level of football. Grass cutting is infrequent and is undertaken at times when the grass is too long. Soil is compacted and consists of large amounts of turf weed which will die in the winter leaving bare patches.
- ◀ Woodville Rangers FC is exploring the options of taking over the maintenance.
- ◀ The site has received investment from Sport England to improve the drainage.
- ◀ It is recommended an arrangement between the Club and the Parish Council is created for the maintenance of the pitches.
- ◀ An intensive maintenance schedule is required with the correct machinery and equipment managed by trained and motivated ground staff including decompaction, fertiliser application and seeding.
- ◀ Derbyshire FA reports it is in dialogue with both the Club and Parish Council regarding a funding application to obtain maintenance equipment for the two sites.

### **Over marked pitches**

In South Derbyshire some football pitches are marked onto or overlapping cricket outfields, which creates availability issues at multi-sport sites as the cricket season begins in April when the football season is still ongoing and the football season begins in August as cricket fixtures are still being played. This is currently occurring, for example, at The Grange, and Ticknall Recreation Ground, however, no clubs report this to be an issue.

# SOUTH DERBYSHIRE PLAYING PITCH STRATEGY ASSESSMENT REPORT

## Ancillary facilities

South Derbyshire District Council manages and operates six football pitch sites, of which, five are accompanied by changing provisions. These summarised in the table below.

Table 2.5: Summary of SDDC managed ancillary quality comments

Site ID	Site name	Analysis area	Comments
8	Chestnut Avenue Recreation Ground	Central	Changing facilities onsite accompanying grass football provision. Currently used by Midway FC.
17	Eureka Park	Central	No current ancillary facilities on site.
33	Maurice Lea Memorial Park	Central	Springfield FC states facilities adequate condition but small.
43	Newhall Park	Central	Royal Oak FC report facilities are poor quality. Newhall Social Club FC reports the facilities are not adequate for the number of teams.
49	Oversetts Road Recreation Ground	Central	Changing provision on site, however, currently out of action.
80	Woodhouse Recreation Ground	Central	Belmont Royals FC reports there is often no hot water in the changing rooms.

Changing facilities remain a key issue at remaining football sites whether they are managed by parish council, sports clubs or community organisations. Some of the facilities are described as poor quality by users and some responding clubs state they do not have access or have demand for greater access to changing rooms or increased quantity to sufficiently cater for the number of pitches onsite. Clubs mentioned sites which are of poor quality having issues with the interior of the buildings rather than the exterior, with common references made to changing rooms needing modernisation and refurbishment.

Specific comments from clubs received relating to the ancillary facilities at these sites can be seen in the table below.

Table 2.6: Summary of ancillary facilities quality comments

Site ID	Site name	Club name	Comments
5	Broomhills Lane Playing Field	Repton Casuals FC	The Club has plans to acquire maintenance equipment and suitable storage. Interior and exterior of the changing provision is poor and needs modernising.
24	Hawfields Football Ground	Newhall United FC	The Club reports changing facilities to be old out-dated and below the quality required for the number of teams accessing them.
36	Melbourne Sports Park	Melbourne United FC Melbourne Dynamos FC	Four RFU spec and two FA spec changing rooms all of good quality, however, not enough for teams using the site. Originally planned for eight changing rooms.
51	Philip Richardson Memorial Field	The Seal Inn FC	The Club reports changing facilities to be poor quality with no running water or electricity. Site has suffered from vandalism.
68	The Mease Pavilion	Hilton Harriers FC	The Club reports the changing provision on site is suitable for the number of teams accessing them, however, they need modernising.

# SOUTH DERBYSHIRE PLAYING PITCH STRATEGY ASSESSMENT REPORT

---

## *Car parking*

Through consultation, clubs indicate that the following sites do not have adequate car parking facilities for the number of teams accessing them:

- ◀ Broomhills Lane Playing Field
- ◀ Newhall park
- ◀ Melbourne Sports Park

## *FA's Safeguarding Operating Standards*

Derbyshire FA is now required to comply with FA safeguarding operating standards. As part of this, DCFA recognises and advocates all football pitches require, as a minimum, access to toilet facilities for players for safeguarding and health & safety purposes. Furthermore, it is expected that pitch providers work in partnership with site users to ensure that the associated changing room and toilet requirements are accessible. Though DCFA strives to obtain this as a minimum requirement across its administrative areas, it is key to acknowledge that it does not have ownership or influence over all sites used for affiliated football and whilst it is able to influence and support site provision through partnership working (especially with local authorities), it is not directly able to do so at all sites such as those which may be privately operated.

## **Security of tenure**

The majority of teams in South Derbyshire play on District or Parish Council managed pitches and are therefore considered to be secure for at least the next three years as part of the Council's maintained sports and leisure provision offering.

Schools and academies generally state their own hire policies and are more likely to restrict levels of community use. Only one educational provider, Granville Academy, does not allow community use of its pitches.

Reasons for not allowing community use vary. The most common example is that the schools want to protect pitches for curricular and extra-curricular purposes due to existing quality issues. Other reasons may include staffing issues, health and safety issues and a lack of profitability. Moreover, some schools which allow community use do so without providing security of tenure, meaning they could cease to allow use at any point.

Gresley FC currently has a rolling 12-month agreement with private landowners for the use of its home site, The Moat Ground. The landowner is looking to sell the land for proposed housing development and is reluctant to offer the Club a long-term lease, therefore tenure is deemed unsecure.

Woodville Rangers FC reports aspirations to acquire long-term lease of a site in order to grow levels of participation. It believes Woodville Recreation Ground would be well suited for its needs and already has plans to take on the site maintenance from the Parish Council.

# SOUTH DERBYSHIRE PLAYING PITCH STRATEGY ASSESSMENT REPORT

## 2.3: Demand

In total there are 154 teams identified as playing competitive football matches within South Derbyshire. This consists of 40 men's teams, one women's team, 66 youth boys' teams, four youth girls' teams and 43 mini soccer teams.

However, not all of these teams are considered to be based in the District and it is important to acknowledge that many import demand from other local authority areas to play at central venue leagues in South Derbyshire. This is explored in detail further in the section.

Table 2.7: Summary of competitive teams currently playing in South Derbyshire

Analysis area	No. of teams playing					Total
	Adult	Youth 11v11	Youth 9v9	Mini 7v7	Mini 5v5	
Central	19	24	2	16	-	<b>61</b>
North	4	11	-	-	-	<b>15</b>
North East	6	10	1	-	-	<b>17</b>
North West	6	18	-	24	-	<b>48</b>
South	6	3	1	2	1	<b>13</b>
<b>Total</b>	<b>41</b>	<b>66</b>	<b>4</b>	<b>42</b>	<b>1</b>	<b>154</b>

Of the 154 teams identified as playing matches 112 teams are recorded as consistently playing home matches on grass pitches during 2017/18 season. The remaining 42 teams are recorded as playing on 3G pitches according to the FA affiliation data 2017/18 season.

Table 2.8: Summary of football team demand in South Derbyshire

Age group	Number of teams playing on grass	Number of teams playing on 3G
Senior Men's (16-45) <sup>8</sup>	40	-
Senior Women's (16-45)	1	-
Youth Boys (10-15)	65	2
Youth Girls (10-15)	3	-
Mini-Soccer Mixed	3	40
<b>Total</b>	<b>112</b>	<b>42</b>

The vast majority (93%) of all mini soccer is played on 3G pitches in South Derbyshire, with most being accommodated at The Pingle Academy and John Port Spencer Academy (Etwell Leisure Centre) which are central venues for the Burton Junior Football League.

### **National League System**

The National League System is a series of interconnected leagues for adult men's football clubs in England. It begins below the football league (the National League) and comprises of seven steps, with various leagues at each level and more leagues lower down the pyramid than at the top. The system has a hierarchical format with promotion and relegation between the levels subject to meeting the required facilities criteria, allowing even the smallest club the theoretical possibility of rising to the top of the system.

<sup>8</sup> For the purposes of demand U17 and U18 teams are considered to require adult pitches, though it should be noted that these age groups affiliate to their respective County FA as junior teams.



# SOUTH DERBYSHIRE PLAYING PITCH STRATEGY ASSESSMENT REPORT

Clubs within the step system must adhere to ground requirements set out by the FA. The higher the level of football being played the higher the requirements. Clubs cannot progress into the league above if the ground requirements do not meet the correct specifications. Ground grading assesses grounds from A to H, with 'A' being the requirements for Step 1 clubs.

In South Derbyshire, there are no professional clubs which play within the Football League system, however there are three teams which play within the National League System.

*Table 2.9: Summary of teams playing within the football pyramid structure*

Team	League	Level
Gresley FC	Evo-Stik Northern Premier League – First Division South	Step 4
Stapenhill FC	East Midlands County League – Premier Division	Step 6
Hilton Harriers FC	Staffordshire County Senior League – Premier Division	Step 7

A common issue for clubs entering the pyramid is changing facilities. For Step 7 football (ground grading H), changing rooms must be a minimum size of 18 square metres, exclusive of shower and toilet areas. The general principle for clubs in the football pyramid is that they have to achieve the appropriate grade by March 31<sup>st</sup> of their first season after promotion, which therefore allows a short grace period for facilities to be brought up to standard. This, however, does not apply to clubs being promoted to Step 7 (as they must meet requirements immediately).

As detailed earlier in the section, Gresley FC has unsecure tenure at The Moat Ground through rolling annual lease and the landowner is seeking sale of the land for residential development. Land has been identified to the West of Bridge Street to develop a new stadium site as re-provision, just one street away from the present site in Church Gresley.

Both Stapenhill FC and Hilton Harriers FC are currently able to meet existing league requirements, although improvements may be needed for clubs to progress if they were to qualify for promotion.

### ***Unmet and latent demand***

Unmet demand is existing demand that is not getting access to pitches. It is usually expressed, for example, when a team is already training but is unable to access a match pitch, or when a league has a waiting list. Six football clubs (Stapenhill, Netherseal St Peters, Etwall, Edgehill, Hilton Harriers and Springfield) report that if they had more pitches at their home venues they would be able to field more teams, however, none of them indicate a specific number of teams they would be able to generate.

Latent demand is demand that evidence suggests may be generated from the current population should they have access to more or better pitches. No responding clubs in South Derbyshire express latent demand. However, the following clubs indicate that they would field more teams if more or better training facilities were available:

- ◀ Newhall United FC
- ◀ Stapenhill FC
- ◀ Netherseal St Peters
- ◀ Etwall FC
- ◀ AFC Hilton
- ◀ Springfield FC

# SOUTH DERBYSHIRE PLAYING PITCH STRATEGY ASSESSMENT REPORT

## ***Burton Junior Football League (BJFL)***

The Burton Junior Football League (BJFL) is a large mini and youth football league which encompasses South Derbyshire and incorporates clubs in surrounding local authorities such as East Staffordshire, North West Leicestershire, Derbyshire Dales, Cannock Chase, Derby and Lichfield.

The League has grown in participation in the last three years and uses two locations (The Pingle Academy and John Port Spencer Academy (Etwall Leisure Centre)) in South Derbyshire as central venues for its U10s age group. The remaining demand (U7s to U9s and U11 to U12s) is located at central venues in neighbouring authority East Staffordshire. Any team above U12s which is participating in the BJFL must be located at a club's 'home ground' in order to play home and away fixtures. Due to its popularity the BJFL's demand results in substantial amounts of exported and imported demand into South Derbyshire which is examined below.

### ***Displaced/exported demand***

Displaced or exported demand refers to South Derbyshire based teams that are currently accessing pitches outside of the local authority for their home fixtures, normally because their pitch requirements cannot be met, which is usually because of pitch supply, in some cases quality issues or stipulated league requirements for access to certain facilities.

As previously stated, South Derbyshire clubs which have any U7s-U9 and U11-U12 teams in the BJFL play their fixtures at central venues in East Staffordshire. The locations of these venues are in close proximity to South Derbyshire and therefore do not cause significant issues for teams to access. In total 24 mini 5v5, nine mini 7v7 and 21 youth 9v9 teams from clubs in South Derbyshire play their fixtures at central venues in East Staffordshire. The following venues are utilised in East Staffordshire by South Derbyshire based clubs:

- ✦ Marstons Sports and Social Club - Grass
- ✦ Pirelli Stadium (Burton Albion) - 3G
- ✦ Robert Sutton Catholic School - 3G
- ✦ Shobnall Leisure Complex - Grass
- ✦ Washlands Sports and Social Club - Grass

AFC Stapenhill and Edgehill FC also exported demand outside of South Derbyshire into East Staffordshire. Both clubs have a single team each which access Edgehill Recreation Ground for their fixtures. Neither club state this as an issue as the site is located on the local authority boundary.

### ***Imported demand***

Similarly, to exported demand to East Staffordshire, South Derbyshire sees substantial amounts of imported teams entering the authority to access its two central venues used by the BJFL, summarised in the table below:

*Table 2.10: Summary of central venues used by BJFL*

Site ID	Site name	Analysis area	Age group	Pitch Size	Pitch type
15	John Port Spencer Academy (Etwall Leisure Centre)	North West	U10s	(7v7)	3G
52	The Pingle Academy	Central	U10s	(7v7)	3G



# SOUTH DERBYSHIRE PLAYING PITCH STRATEGY ASSESSMENT REPORT

The League generates a total of 10 match equivalent sessions of imported demand into South Derbyshire on 7v7 pitch types, however, it should be noted that this demand is accounted for on 3G pitches rather than grass pitches.

## **Future demand**

Future demand can be defined in two ways, through participation increases and using population forecasts. Team generation rates (TGRs) are used below as the basis for calculating the number of teams likely to be generated in the future based on population growth up to 2028<sup>9</sup>.

*Table 2.11: Team generation rates (District wide level)*

Age group	Current population within age group	Current no. of teams	Team Generation Rate	Future population within age group	Predicted future number of teams (2028)	Additional teams that may be generated from the increased population
Senior Men's (16-45)	17,809	50	1:356	18,766	52.7	2
Senior Women (16-45)	18,293	2	1:9,147	19,054	2.1	0
Youth Boys (12-15)	2,362	52	1:45	2,963	65.2	13
Youth Girls (12-15)	2,183	3	1:728	2,813	3.9	0
Youth Boys (10-11)	1,255	4	1:314	1,329	4.2	0
Youth Girls (10-11)	1,143	0	0	1,248	0	0
Mini-Soccer Mixed (8-9)	2,404	42	1:57	2,561	44.7	2
Mini-Soccer Mixed (6-7)	2,392	1	1:2,392	2,555	1.1	0

Population increases are likely to result in 17 additional teams in South Derbyshire; however, this is when TGRs are applied District wide. Once TGRs are applied to individual analysis areas a more detailed representation of where exactly the predicated growth will occur emerges, as seen in the table overleaf.

Please note that splitting demand by analysis area reduces the total number of teams predicted overall to 14 due to rounding.

*Table 2.12: Team generation rates (by analysis area)*

Age group	Additional teams that may be generated from the increased population (by Analysis Area)					
	North	North East	North West	Central	South	Total
Senior Men (16-45)	0	0	0	1	0	1
Senior Women (16-45)	0	0	0	0	0	0
Youth Boys (12-15)	2	1	3	5	0	11
Youth Girls (12-15)	0	0	0	0	0	0
Youth Boys (10-11)	0	0	0	0	0	0
Youth Girls (10-11)	0	0	0	0	0	0
Mini-Soccer Mixed (8-9)	0	0	1	1	0	2
Mini-Soccer Mixed (6-7)	0	0	0	0	0	0
<b>Total</b>	<b>2</b>	<b>1</b>	<b>4</b>	<b>7</b>	<b>0</b>	<b>14</b>

<sup>9</sup> TGRs are based on population forecasts to 2028 which is in line with South Derbyshire Local Plan timeframe.

## SOUTH DERBYSHIRE PLAYING PITCH STRATEGY ASSESSMENT REPORT

It is estimated that the Central Analysis Areas will have the most growth with a projected increase of one senior men' (16-45) five youth boys (12-15) and one mini (8-9) team. The youth boys (12-15) age group will see the largest growth in the District with a predicted growth of 11 teams.

Team generation rates (TGRs) are based exclusively on future population forecasts and do not account for societal factors or changes in the way people may wish to play sport. Similarly, TGRs cannot account for specific targeted development work within certain areas or focused towards certain groups, such as NGB initiatives or coaching within schools. For example, there is a focus on developing girl's football both within South Derbyshire and nationally which is likely to lead to more girls' teams in the future and therefore increased demand for pitches.

It is important to note that there has been a recent decrease nationally in participation at adult level and that the number of FA affiliated adult teams playing competitive football has dropped. Similarly, there has been a decline in the number of youth players making the transition from youth football to adult leagues.

### *Participation increases*

A number of clubs highlight clear plans to increase the number of teams for next season, totalling a requirement for a further three match equivalent sessions across different pitch types. Any future demand, including and below youth 9v9 football, has been accredited to the appropriate analysis area of which their central venue is located. All remaining future demand has been allocated to the analysis area of the clubs dedicated home venue.

*Table 2.13: Summary of future demand reported by clubs*

Club	Future demand	Analysis area	Match equivalent sessions per week	Pitch type
Newhall Social Club FC	1 x Adult Men's	Central	0.5	Adult
Etwall FC	1 x Adult Men's	North West	1	Adult
	1 x Adult Woman's			
	1 x Youth (9v9) Boys	Exported to central venue in East Staffordshire.		
	3 x Mini (5v5)			
Melbourne Dynamo FC	1 x Adult Men's	North East	0.5	Adult
AFC Hilton	1 x Adult Men's	North West	0.5	Adult
	1 x Youth (9v9) Boys			
	1 x Mini (5v5)	Exported to central venue in East Staffordshire.		
Springfield FC	1 x Adult Men's	Central	0.5	Adult
Stapenhill Swans JFC	1 x Youth (9v9) Boys	Exported to central venue in East Staffordshire.		
	2 x Mini (5v5)			
Repton Casuals FC	1 x Mini (5v5)	Exported to central venue in East Staffordshire.		
Woodville Rangers FC	1 x Adult Men's	Central	0.5	Adult

As seen in the table above, 1.5 match equivalent session of potential future youth 9v9 football and 3.5 match equivalent sessions of potential future mini 5v5 will be exported out of South Derbyshire to play in central venues in neighbouring East Staffordshire.

# SOUTH DERBYSHIRE PLAYING PITCH STRATEGY ASSESSMENT REPORT

---

The future demand expressed by clubs, which would remain in South Derbyshire, equates to a total of 3.5 match equivalent sessions on adult pitch types. Additionally, Woodville Rangers FC reports aspirations to develop a dedicated girls' teams with Newhall FC, however, do not suggest a specific number.

Including both TGRs and club aspirational the total amount of future demand across South Derbyshire equates to 3.5 match equivalent sessions on adult pitches and 2.5 match equivalents sessions on youth 11v11 pitch types.

It is important to note that TGRs are based on population figures and cannot account for specific targeted development work, such as NGB initiatives or coaching within schools. For example, the FA has committed to doubling women's and girl's football participation by 2020. In 2017 to assist in obtaining this goal, and in partnership with SSE, it has introduced SSE Wildcats Centres.

## *SSE Wildcats Centres*

SSE Wildcats Centres work with County FA qualified coaches to deliver local weekly sessions, which provide opportunities for girls aged five to 11 to develop fundamental skills and experience football in a safe and fun environment. There are already 200 established centres which delivered the SSE Wildcats pilot in 2017, with a further 800 centres to be in place for 2018. As part of the expansion process, organisations extending beyond affiliated clubs to include other providers or community groups were invited to apply in late 2017 to become one of the new centres, with several in South Derbyshire applying. All organisations delivering Wildcats centres receive a £900 start-up grant and 30 branded footballs in their first year of running the programme to help develop and increase girl's participation.

Successful applicants were announced in early 2018, with the following organisations set to deliver Wildcats centres in 2018:

- ◀ Stapenhill Swans JFC (Robert Sutton Catholic School)
- ◀ Hilton Harriers FC (Etwall Leisure Centre)

In light of both FA aspirations to double female participation in football through its Game Changer strategy and the establishment and foreseen future effect of the SSE Wildcats programme, it is likely that the growth in affiliated women's and girl teams may exceed that shown through TGRs, however at present to what extent is not quantifiable.

## **2.4: Capacity analysis**

The capacity for pitches to regularly provide for competitive play, training and other activity over a season is most often determined by quality. As a minimum, the quality and therefore the capacity of a pitch affects the playing experience and people's enjoyment of playing football. In extreme circumstances, it can result in the inability of the pitch to cater for all or certain types of play during peak and off-peak times. Pitch quality is often influenced by weather conditions and drainage.

# SOUTH DERBYSHIRE PLAYING PITCH STRATEGY ASSESSMENT REPORT

As a guide, The FA has set a standard number of matches that each grass pitch type should be able to accommodate without adversely affecting its current quality (pitch capacity). Taking into consideration the guidelines on capacity the following was concluded in South Derbyshire:

Adult pitches		Youth pitches		Mini pitches	
Pitch quality	Matches per week	Pitch quality	Matches per week	Pitch quality	Matches per week
Good	3	Good	4	Good	6
Standard	2	Standard	2	Standard	4
Poor	1	Poor	1	Poor	2

Table 2.14 applies the above pitch ratings against the actual level of weekly play recorded to determine a capacity rating as follows:

<b>Potential capacity</b>	Play is below the level the site could sustain
<b>At capacity</b>	Play matches the level the site can sustain
<b>Overused</b>	Play exceeds the level the site can sustain

The level of pitch usage is recorded in match equivalent sessions per week (MES). For football, pitches relate to a typical week within the season and one match per week equates to one match equivalent session per week if it occurs every week or more typically 0.5 match equivalent sessions per week if it occurs every other week (i.e. reflecting home and away fixtures).

### **Informal use**

Where information is known, informal and unofficial use of pitches has been factored into current play. It must be noted, however, that informal use of these sites is not recorded and it is therefore difficult to quantify on a site-by-site basis. Instead, it is recommended that open access sites be protected through an improved maintenance regime and through retaining some spare capacity to protect quality.

### **Education sites**

To account for curricular/extracurricular use of education pitches it is likely that use additional to recorded community use will need to be factored into the total current weekly usage. The only time this would not happen is when a school does not use its pitches at all and the sole use is community use. The extent of use added is typically dependent on the level of play, the number of pitches onsite and whether there is access to an AGP elsewhere onsite allowing rotation and protection of impact on grass pitches.

Table 2.14 shows community usage of available pitches. Where not overplayed as a result of community use, school sites are considered to have no spare capacity to accommodate further community use based on assumed curricular and extracurricular activity beyond the level of community use shown in Table 2.14. School sites which are available for community use but currently do not have any external use have been accredited one match equivalent session per week, per pitch, to indicate use for curricular and extracurricular activity as opposed to being completely unused.

Tenure at school sites is generally considered to be unsecure given the nature of rental unless a formal community use or service level agreement (SLA) exists.

# **SOUTH DERBYSHIRE PLAYING PITCH STRATEGY ASSESSMENT REPORT**

---

## ***Peak time***

Peak time demand for adult and youth 11v11 football pitches is Sunday morning. All other youth and mini pitch formats have a peak time of Saturday morning, which negates any potential issues, such as kick-off time clashes on adult pitches which are over marked for junior and mini football, or child welfare issues at sites where there are not sufficient changing facilities to service all pitches, as junior and mini teams require exclusive changing and shower areas which need to be carefully coordinated and managed.

## SOUTH DERBYSHIRE PLAYING PITCH STRATEGY ASSESSMENT REPORT

Table 2.14: Football pitch capacity analysis

Site ID	Site name	Analysis area	Community use availability	Management	Security of tenure <sup>10</sup>	Pitch type	Pitch size	No. of pitches	Agreed quality rating	Current play (MES)	Site capacity <sup>11</sup> (MES)	Capacity balance <sup>12</sup>	Comments
3	Blacksmith Lane Recreation Ground (Repton)	North	Yes	Parish Council	Secure	Youth	(11v11)	1	Poor	0	1	1	Potential spare capacity at peak time.
5	Broomhills Lane Playing Field (Repton)	North	Yes	Parish Council	Secure	Adult		2	Standard	2	4	2	Potential spare capacity at peak time.
29	King George V Playing Fields (Findern Recreation Ground)	North	Yes	Parish Council	Secure	Mini	(7v7)	1	Standard	0	4	4	Potential spare capacity at peak time.
55	Repton School Sports Centre	North	Yes - unused	School	<b>Unsecure</b>	Adult		12	Good	12	36	24	Potential spare capacity at peak time.
55	Repton School Sports Centre	North	Yes - unused	School	<b>Unsecure</b>	Youth	(9v9)	2	Good	2	8	6	Potential spare capacity at peak time.
67	The Grange (Ticknall Recreation Ground)	North	Yes - unused	Sports Club	Secure	Youth	(11v11)	1	Standard	0	2	2	Potential spare capacity at peak time.
72	Twyford Road Playing Field (Willington)	North	Yes	Parish Council	Secure	Adult		1	Standard	2	2	-	Pitch is played to capacity.
78	Willington Football Club	North	Yes	Sports Club	Secure	Adult		1	Standard	0	2	2	Potential spare capacity at peak time.
78	Willington Football Club	North	Yes	Sports Club	Secure	Youth	(11v11)	3	Standard	3.5	6	2.5	Potential spare capacity at peak time.
36	Melbourne Sports Park	North East	Yes	Sports Partnership	Secure	Adult		1	Good	1	3	2	Potential spare capacity at peak time.
36	Melbourne Sports Park	North East	Yes	Sports Partnership	Secure	Youth	(11v11)	1	Good	3.5	4	0.5	Potential spare capacity at peak time.
69	The Recreation Centre (Aston-on-Trent Recreation Ground)	North East	Yes	Community Organisation	Secure	Adult		1	Standard	1	2	1	Potential spare capacity at peak time.
71	The Wharf Recreation Ground (Shardlow)	North East	Yes	Community Organisation	Secure	Adult		1	Poor	3	1	-2	Pitch is over played by two match equivalent sessions.
4	Bloomfield Close (Back Lane Recreation Ground) (Hilton)	North West	Yes	Parish Council	Secure	Adult		1	Standard	1	2	1	Potential spare capacity at peak time.
4	Bloomfield Close (Back Lane Recreation Ground) (Hilton)	North West	Yes	Parish Council	Secure	Youth	(11v11)	1	Standard	0.5	2	1.5	Potential spare capacity at peak time.
15	John Port Spencer Academy (Etwall Leisure Centre)	North West	Yes	School/Commercial	Secure	Adult		2	Standard	1	4	3	Potential spare capacity at peak time.
15	John Port Spencer Academy (Etwall Leisure Centre)	North West	Yes - unused	School/Commercial	Secure	Youth	(9v9)	1	Standard	1	2	1	Potential spare capacity at peak time.
26	Hilton Primary School	North West	Yes - unused	School	<b>Unsecure</b>	Youth	(9v9)	1	Standard	1	2	1	Potential spare capacity at peak time.
28	King George V Playing Field (Etwall)	North West	Yes	Parish Council	Secure	Adult		1	Standard	0	2	2	Potential spare capacity at peak time.
38	Mickleover Country Park Social Club	North West	Yes	Parish Council	Secure	Adult		1	Standard	1.5	2	0.5	Potential spare capacity at peak time.
58	Sandypitts Lane Playing Fields (Etwall)	North West	Yes - unused	Parish Council	Secure	Adult		1	Standard	0	2	2	Potential spare capacity at peak time.
59	Scropton Road Sports Ground (Hatton)	North West	Yes	Parish Council	Secure	Adult		2	Standard	1.5	4	2.5	Potential spare capacity at peak time.
59	Scropton Road Sports Ground (Hatton)	North West	Yes	Parish Council	Secure	Mini	(7v7)	1	Standard	0	4	4	Potential spare capacity at peak time.
68	The Mease Pavilion (Hilton)	North West	Yes	Sports Club	Secure	Adult		2	Good	6	6	-	Pitches are played to capacity.
8	Chestnut Avenue Recreation Ground (Midway)	Central	Yes	District Council	Secure	Adult		1	Standard	1.5	2	0.5	Potential spare capacity at peak time.
8	Chestnut Avenue Recreation Ground (Midway)	Central	Yes	District Council	Secure	Youth	(11v11)	1	Standard	1	2	1	Potential spare capacity at peak time.
9	Church Gresley Indoor Bowling Centre (Gresley Old Hall)	Central	Yes	Community Organisation	Secure	Adult		1	Standard	3	2	-1	Pitch is over played by one match equivalent session.

<sup>10</sup> Unless local information suggests otherwise it can be assumed that the availability of all pitches in Council, town and parish Council and sports club ownership will be secure.

<sup>11</sup> Based on pitch quality The FA recommends a maximum number of match equivalent sessions to be accommodate per pitch type. Please refer to Section 2.4 for the full breakdown.

<sup>12</sup> Red indicates overplay, green indicates potential spare capacity and amber indicates at capacity.



## SOUTH DERBYSHIRE PLAYING PITCH STRATEGY ASSESSMENT REPORT

Site ID	Site name	Analysis area	Community use availability	Management	Security of tenure <sup>10</sup>	Pitch type	Pitch size	No. of pitches	Agreed quality rating	Current play (MES)	Site capacity <sup>11</sup> (MES)	Capacity balance <sup>12</sup>	Comments
9	Church Gresley Indoor Bowling Centre (Gresley Old Hall)	Central	Yes	Community Organisation	Secure	Youth	(11v11)	1	Standard	0	2	2	Potential spare capacity at peak time.
9	Church Gresley Indoor Bowling Centre (Gresley Old Hall)	Central	Yes	Community Organisation	Secure	Youth	(9v9)	1	Standard	0.5	2	1.5	Potential spare capacity at peak time.
17	Eureka Park (Swadlincote)	Central	Yes	District Council	Secure	Youth	(9v9)	2	Standard	0	4	4	Potential spare capacity at peak time.
21	Goseley Recreation Ground (Hartshorne Recreation Ground)	Central	Yes	Parish Council	Secure	Adult		1	Poor	0.5	1	0.5	Potential spare capacity at peak time.
22	Granville Academy, Woodville	Central	No	School	Unsecure	Adult		1	Poor	1	1	-	Pitch is played to capacity.
22	Granville Academy, Woodville	Central	No	School	Unsecure	Mini	(5v5)	1	Poor	1	2	1	Potential spare capacity at peak time.
22	Granville Academy, Woodville	Central	No	School	Unsecure	Mini	(7v7)	1	Poor	1	2	1	Potential spare capacity at peak time.
22	Granville Academy, Woodville	Central	No	School	Unsecure	Youth	(9v9)	1	Poor	1	1	-	Pitch is played to capacity.
24	Hawfields Football Ground (Newhall United Football Club)	Central	Yes	Sports Club	Secure	Adult		1	Poor	1.5	1	-0.5	Pitch is over played by 0.5 match equivalent sessions.
33	Maurice Lea Memorial Park, Swadlincote	Central	Yes	District Council	Secure	Adult		1	Standard	1.5	2	0.5	Potential spare capacity at peak time.
39	Moat Ground (Gresley Football Club)	Central	Yes	Sports Club	Unsecure	Adult		1	Standard	2	2	-	Pitch is played to capacity.
43	Newhall Park, Swadlincote	Central	Yes	District Council	Secure	Adult		1	Standard	1	2	1	Potential spare capacity at peak time.
45	Occupation Lane (Woodhouse Recreation Ground), Swadlincote	Central	Yes	Parish Council	Secure	Adult		1	Standard	0.5	2	1.5	Potential spare capacity at peak time.
49	Oversetts Road Recreation Ground, Newhall	Central	Yes	District Council	Secure	Youth	(11v11)	1	Standard	2	2	-	Pitch is played to capacity.
49	Oversetts Road Recreation Ground, Newhall	Central	Yes	District Council	Secure	Youth	(9v9)	1	Standard	0.5	2	1.5	Potential spare capacity at peak time.
52	The Pingle Academy	Central	Yes-unused	School	Unsecure	Adult		1	Standard	1	2	1	Potential spare capacity at peak time.
52	The Pingle Academy	Central	Yes-unused	School	Unsecure	Youth	(9v9)	1	Standard	1	2	1	Potential spare capacity at peak time.
76	William Allitt School	Central	Yes-unused	School	Unsecure	Youth	(11v11)	1	Poor	1	1	-	Pitch is played to capacity.
80	Woodhouse Recreation Ground, Swadlincote	Central	Yes	District Council	Secure	Adult		3	Standard	3.5	6	2.5	Potential spare capacity at peak time.
83	Woodville Recreation Ground	Central	Yes	District Council	Secure	Adult		1	Standard	3	2	-1	Pitch is over played by one match equivalent session.
86	Salisbury Recreation Ground, Hartshorne	Central	Yes-unused	Parish Council	Secure	Adult		1	Standard	0	2	2	Potential spare capacity at peak time.
40	Mount Pleasant Recreation Ground, Swadlincote	South	Yes	Parish Council	Secure	Adult		1	Standard	0	2	2	Potential spare capacity at peak time.
41	Netherseal St Peters Sports Club, Netherseal	South	Yes	Sports Club	Secure	Adult		1	Standard	0.5	2	1.5	Potential spare capacity at peak time.
48	Overseal Recreation Ground	South	Yes	Parish Council	Secure	Adult		1	Standard	0	2	2	Potential spare capacity at peak time.
48	Overseal Recreation Ground	South	Yes	Parish Council	Secure	Mini	(7v7)	1	Standard	1.5	4	2.5	Potential spare capacity at peak time.
48	Overseal Recreation Ground	South	Yes	Parish Council	Secure	Youth	(9v9)	1	Standard	0.5	2	1.5	Potential spare capacity at peak time.
51	Philip Richardson Memorial Field, Netherseal	South	Yes	Parish Council	Secure	Adult		1	Standard	0.5	2	1.5	Potential spare capacity at peak time.
51	Philip Richardson Memorial Field, Netherseal	South	Yes	Parish Council	Secure	Youth	(11v11)	1	Standard	0	2	2	Potential spare capacity at peak time.
56	Rickmans Corner, Overseal	South	Yes	Community Centre	Secure	Adult		1	Good	1	3	2	Potential spare capacity at peak time.
62	Stapenhill Football Club, South Drakelow	South	Yes	Sports Club	Secure	Adult		1	Good	2.5	3	0.5	Potential spare capacity at peak time.



**SOUTH DERBYSHIRE PLAYING PITCH STRATEGY  
ASSESSMENT REPORT**

Site ID	Site name	Analysis area	Community use availability	Management	Security of tenure <sup>10</sup>	Pitch type	Pitch size	No. of pitches	Agreed quality rating	Current play (MES)	Site capacity <sup>11</sup> (MES)	Capacity balance <sup>12</sup>	Comments
64	Strawberry Lane Recreation Ground, Rosliston	South	Yes	Parish Council	Secure	Adult		1	Standard	0	2	2	Potential spare capacity at peak time.
87	Station Street Recreation Ground, Castle Gresley	South	Yes	Parish Council	Secure	Youth	(11v11)	1	Standard	0	2	2	Potential spare capacity at peak time.

# **SOUTH DERBYSHIRE PLAYING PITCH STRATEGY ASSESSMENT REPORT**

---

## ***Spare capacity***

The next step is to ascertain whether or not any identified 'potential capacity' can be deemed 'spare capacity'. There may be situations where, although a site is highlighted as potentially able to accommodate some additional play, this should not be recorded as spare capacity against the site. For example, a site may be managed to regularly operate slightly below full capacity to ensure that it can cater for a number of regular friendly matches and activities that take place but are difficult to quantify on a weekly basis.

Over marked pitches which are used and exhibit potential spare capacity have not been considered available to accommodate further play in order to protect pitch quality, given the nature of repeated and sustained use over a short period of time.

Where there is potential spare capacity exhibited at school sites beyond current community use, this has not been included due to the significant additional use during the week by schools for curricular, extracurricular and competitive sport.

## ***Match equivalent sessions***

Pitches have a limit of how much play they can accommodate over a certain period of time before their quality, and in turn their use, is adversely affected. As the main usage of pitches is likely to be for matches, it is appropriate for the comparable unit to be match equivalent sessions but may for example include training sessions and informal use.

At this stage, match equivalent sessions do not equate to the number of pitches which are required/surplus. For example, an Analysis Area might show three match equivalent sessions of spare capacity but you would need to cross reference back to individual sites to determine where the spare capacity originates from. If it is spread across a number of sites then there is minimal spare capacity within the site which may be required to accommodate strategic reserve. If the spare capacity is on one pitch then it might indicate a need to create a different type of pitch to address a deficiency. This will be fully determined and recommendations will be made accordingly within the Strategy and Action Plan.

## SOUTH DERBYSHIRE PLAYING PITCH STRATEGY ASSESSMENT REPORT

Table 2.15: Actual spare capacity

Site ID	Site name	Analysis area	Community use availability	Pitch type	Pitch size	No. of pitches	Security of tenure	Agreed quality rating	Site capacity (MES)	Capacity balance	Match equivalent sessions available in peak period	Comments
3	Blacksmith Lane Recreation Ground (Repton)	North	Yes	Youth	(11v11)	1	Secure	Poor	1	1	1	Spare capacity discounted due to poor pitch quality.
5	Broomhills Lane Playing Field, (Repton)	North	Yes	Adult		2	Secure	Standard	4	2	-	No spare capacity at peak time.
29	King George V Playing Fields (Findern Recreation Ground)	North	Yes	Mini	(7v7)	1	Secure	Standard	4	4	1	Actual spare capacity at peak time.
55	Repton School Sports Centre	North	Yes - unused	Adult		12	Unsecure	Good	36	24	12	Spare capacity discounted due to unsecure tenure.
55	Repton School Sports Centre	North	Yes - unused	Youth	(9v9)	2	Unsecure	Good	8	6	2	Spare capacity discounted due to unsecure tenure.
67	The Grange (Ticknall Recreation Ground)	North	Yes - unused	Youth	(11v11)	1	Secure	Standard	2	2	1	Actual spare capacity at peak time.
78	Willington Football Club	North	Yes	Adult		1	Secure	Standard	2	2	1.5	Actual spare capacity at peak time.
78	Willington Football Club	North	Yes	Youth	(11v11)	3	Secure	Standard	6	2.5	0.5	Minimal spare capacity retained to ensure pitches quality.
36	Melbourne Sports Park	North East	Yes	Adult		1	Secure	Good	3	2	1	Actual spare capacity at peak time.
36	Melbourne Sports Park	North East	Yes	Youth	(11v11)	1	Secure	Good	4	0.5	-	No spare capacity at peak time.
69	The Recreation Centre (Ashton-on-Trent Recreation Ground)	North East	Yes	Adult		1	Secure	Standard	2	1	-	No spare capacity at peak time.
4	Bloomfield Close (Back Lane Recreation Ground) (Hilton)	North West	Yes	Adult		1	Secure	Standard	2	1	-	No spare capacity at peak time.
4	Bloomfield Close (Back Lane Recreation Ground) (Hilton)	North West	Yes	Youth	(11v11)	1	Secure	Standard	2	1.5	1	Actual spare capacity at peak time.
15	John Port Spencer Academy (Etwall Leisure Centre)	North West	Yes	Adult		2	Secure	Standard	4	3	1	Actual spare capacity at peak time.
15	John Port Spencer Academy (Etwall Leisure Centre)	North West	Yes - unused	Youth	(9v9)	1	Secure	Standard	2	1	1	Actual spare capacity at peak time.
26	Hilton Primary School	North West	Yes - unused	Youth	(9v9)	1	Unsecure	Standard	2	1	1	Spare capacity discounted due to unsecure tenure.
28	King George V Playing Field (Etwall)	North West	Yes	Adult		1	Secure	Standard	2	2	1	Actual spare capacity at peak time.
38	Mickleover Country Park Social Club	North West	Yes	Adult		1	Secure	Standard	2	0.5	-	No spare capacity at peak time.
58	Sandypitts Lane Playing Fields	North West	Yes - unused	Adult		1	Secure	Standard	2	2	1	Actual spare capacity at peak time.
59	Scropton Road Sports Ground (Hatton)	North West	Yes	Adult		2	Secure	Standard	4	2.5	0.5	Minimal spare capacity retained to ensure pitch quality.
59	Scropton Road Sports Ground (Hatton)	North West	Yes	Mini	(7v7)	1	Secure	Standard	4	4	1	Actual spare capacity at peak time.
8	Chestnut Avenue Recreation Ground (Midway)	Central	Yes	Adult		1	Secure	Standard	2	0.5	-	No spare capacity at peak time.
8	Chestnut Avenue Recreation Ground (Midway)	Central	Yes	Youth	(11v11)	1	Secure	Standard	2	1	0.5	Minimal spare capacity retained to ensure pitch quality.
9	Church Gresley Indoor Bowling Centre (Gresley Old Hall)	Central	Yes	Youth	(11v11)	1	Secure	Standard	2	2	1	Actual spare capacity at peak time.

## SOUTH DERBYSHIRE PLAYING PITCH STRATEGY ASSESSMENT REPORT

Site ID	Site name	Analysis area	Community use availability	Pitch type	Pitch size	No. of pitches	Security of tenure	Agreed quality rating	Site capacity (MES)	Capacity balance	Match equivalent sessions available in peak period	Comments
9	Church Gresley Indoor Bowling Centre (Gresley Old Hall)	Central	Yes	Youth	(9v9)	1	Secure	Standard	2	1.5	0.5	Minimal spare capacity retained to ensure pitch quality.
17	Eureka Park, (Swadlincote)	Central	Yes	Youth	(9v9)	2	Secure	Standard	4	4	2	Actual spare capacity at peak time.
21	Goseley Recreation Ground (Hartshorne Recreation Ground)	Central	Yes	Adult		1	Secure	Poor	1	0.5	0.5	Spare capacity discounted due to poor pitch quality.
22	Granville Academy	Central	No	Mini	(5v5)	1	Unsecure	Poor	2	1	1	Not available for community use.
22	Granville Academy	Central	No	Mini	(7v7)	1	Unsecure	Poor	2	1	1	Not available for community use.
33	Maurice Lea Memorial Park, (Swadlincote)	Central	Yes	Adult		1	Secure	Standard	2	0.5	-	No spare capacity at peak time.
43	Newhall Park, (Swadlincote)	Central	Yes	Adult		1	Secure	Standard	2	1	-	No spare capacity at peak time.
45	Occupation Lane (Woodhouse Recreation Ground)	Central	Yes	Adult		1	Secure	Standard	2	1.5	1	Actual spare capacity at peak time.
49	Oversetts Road Recreation Ground (Newhall)	Central	Yes	Youth	(9v9)	1	Secure	Standard	2	1.5	0.5	Minimal spare capacity retained to ensure pitch quality.
52	The Pingle Academy	Central	Yes-unused	Adult		1	Unsecure	Standard	2	1	1	Spare capacity discounted due to unsecure tenure.
52	The Pingle Academy	Central	Yes-unused	Youth	(9v9)	1	Unsecure	Standard	2	1	1	Spare capacity discounted due to unsecure tenure.
80	Woodhouse Recreation Ground (Swadlincote)	Central	Yes	Adult		3	Secure	Standard	6	2.5	-	No spare capacity at peak time.
86	Salisbury Recreation Ground (Hartshorne)	Central	Yes-unused	Adult		1	Secure	Standard	2	2	1	Actual spare capacity at peak time.
40	Mount Pleasant Recreation Ground, Swadlincote	South	Yes	Adult		1	Secure	Standard	2	2	1	Actual spare capacity at peak time.
41	Netherseal St Peters Sports Club (Netherseal)	South	Yes	Adult		1	Secure	Standard	2	1.5	0.5	Minimal spare capacity retained to ensure pitch quality.
48	Overseal Recreation Ground	South	Yes	Adult		1	Secure	Standard	2	2	1	Actual spare capacity at peak time.
48	Overseal Recreation Ground	South	Yes	Mini	(7v7)	1	Secure	Standard	4	2.5	-	No spare capacity at peak time.
48	Overseal Recreation Ground	South	Yes	Youth	(9v9)	1	Secure	Standard	2	1.5	0.5	Minimal spare capacity retained to ensure pitch quality.
51	Philip Richardson Memorial Field (Netherseal)	South	Yes	Adult		1	Secure	Standard	2	1.5	0.5	Minimal spare capacity retained to ensure pitch quality.
51	Philip Richardson Memorial Field (Netherseal)	South	Yes	Youth	(11v11)	1	Secure	Standard	2	2	1	Actual spare capacity at peak time.
56	Rickmans Corner (Overseal)	South	Yes	Adult		1	Secure	Good	3	2	-	No spare capacity at peak time.
62	Stapenhill Football Club (South Drakelow)	South	Yes	Adult		1	Secure	Good	3	0.5	-	No spare capacity at peak time.
64	Strawberry Lane Recreation Ground (Rosliston)	South	Yes	Adult		1	Secure	Standard	2	2	1	Actual spare capacity at peak time.
87	Station Street Recreation Ground, Castle Gresley	South	Yes	Youth	(11v11)	1	Secure	Standard	2	2	1	Actual spare capacity at peak time.

## SOUTH DERBYSHIRE PLAYING PITCH STRATEGY ASSESSMENT REPORT

The table below summarises actual spare capacity by analysis area and by pitch type.

Table 2.16: Actual Spare capacity summary

Analysis Area	Actual spare capacity (match equivalent sessions per week)				
	Adult	Youth 11v11	Youth 9v9	Mini 7v7	Mini 5v5
North	1.5	1	-	1	-
North East	1	-	-	-	-
North West	3	1	1	1	-
Central	2	1	2	-	-
South	3	2	-	-	-
<b>Total</b>	<b>10.5</b>	<b>5</b>	<b>3</b>	<b>2</b>	<b>-</b>

There are 20.5 match equivalent sessions of actual spare capacity (i.e. at peak time) located across 18 sites on 21 pitches. Any actual spare capacity at unsecured sites has been discounted from any totals as the long-term existence of those pitches cannot be relied upon in the future.

### Overplay

Overplay occurs when there is more play accommodated on a site than it is able to sustain (which can often be due to the low carrying capacity of the pitches). Only sites which are overplayed and have current community use have been included in the overplay summary, therefore school sites which do not currently have any community use but may be overplayed due to curriculum use and school fixtures have not been included.

Table 2.17: Overplay on football pitches

Site ID	Site name	Analysis area	Pitch type	No. of pitches	Match equivalent sessions per week
9	Church Gresley Indoor Bowling Centre (Gresley Old Hall)	Central	Adult	1	-1
24	Hawfields Football Ground (Newhall United Football Club)	Central	Adult	1	-0.5
71	The Wharf Recreation Ground (Shardlow)	North East	Adult	1	-2
83	Woodville Recreation Ground	Central	Adult	1	-1
			<b>Total</b>	<b>4</b>	<b>-4.5</b>

Overplay on football pitches in South Derbyshire amounts to 4.5 match equivalent sessions over four pitches (across four sites), all of which are located on adult pitch types. Overplay can also be as a result of training sessions which take place on the pitches during the week, which can also cause damage to the pitch and reduce spare capacity.

The Central Analysis Area is the most overplayed with a total of 2.5 match equivalent sessions. The remaining overplay is in North East Analysis Area with 2 match equivalent sessions located at The Wharf Recreation Ground (Shardlow).

# SOUTH DERBYSHIRE PLAYING PITCH STRATEGY ASSESSMENT REPORT

## 2.5: Supply and demand analysis

Having considered supply and demand, the tables below identify the overall spare capacity in each of the analysis areas for the different pitch types, based on match equivalent sessions. Future demand is based on Team Generation Rates (TGRs) which are driven by population increases and club development plans.

Table 2.18: Supply/demand balance of adult pitches

Analysis Area	Actual spare capacity <sup>13</sup>	Demand (match equivalent sessions per week)			
		Overplay	Current total	Future demand	Future total
North	1.5	-	1.5	-	1.5
North East	1	-2	-1	0.5	-1.5
North West	3	-	3	1.5	1.5
Central	2	-2.5	-0.5	2	-2.5
South	3	-	3	-	3
<b>Total</b>	<b>10.5</b>	<b>-4.5</b>	<b>6</b>	<b>4</b>	<b>2</b>

Currently there is a spare capacity of six match equivalent sessions overall when taking into account overplay. This spare capacity is reduced when considering future demand to two match equivalent sessions.

The North, North West and South analysis areas have current and future spare capacity making it clear that these areas will continue to have the largest proportion of spare capacity for adult pitches.

Table 2.19: Supply/demand balance of youth 11v11 pitches

Analysis Area	Actual spare capacity <sup>12</sup>	Demand (match equivalent sessions per week)			
		Overplay	Current total	Future demand	Future total
North	1	-	1	1	-
North East	-	-	-	0.5	-0.5
North West	1	-	1	1.5	-0.5
Central	1	-	1	2.5	-1.5
South	2	-	2	-	2
<b>Total</b>	<b>5</b>	<b>-</b>	<b>5</b>	<b>5.5</b>	<b>-0.5</b>

There is spare capacity of five match equivalent sessions in South Derbyshire on youth 11v11 pitches. The need to accommodate anticipated future demand by analysis area would result in the minimal overall shortfall of 0.5 match equivalent sessions for youth 11v11 pitches. The North East, North West and Central analysis areas all become marginal overplayed when accounting for future demand.

The current shortfalls are likely to be greater given the number of youth 11v11 teams (U13-U16) playing on adult pitches. In reality, it is likely that a proportion of future demand will also play on adult pitches like many teams currently do in South Derbyshire, though this is contrary to guidance in the FA Youth Review. As such, there is a clear need for an increase in youth 11v11 provision in order for this play to be transferred on to the correct pitch size.

<sup>13</sup> In match equivalent sessions per week

## SOUTH DERBYSHIRE PLAYING PITCH STRATEGY ASSESSMENT REPORT

Table 2.20: Supply/demand balance of youth 9v9 pitches

Analysis Area	Actual spare capacity <sup>14</sup>	Demand (match equivalent sessions per week)			
		Overplay	Current total	Future demand	Future total
North	-	-	-	-	-
North East	-	-	-	-	-
North West	1	-	1	-	1
Central	2	-	2	-	2
South	-	-	-	-	-
<b>Total</b>	<b>3</b>	-	<b>3</b>	-	<b>3</b>

Overall, the current picture shows spare capacity on youth 9v9 pitches amounting to two match equivalent sessions located in the Central Analysis Area and one match equivalent session in the North West Analysis Area. All remaining analysis areas are played to capacity. The picture does not change when accounting for future demand due to any potential future growth at this age group allocated to be exported to neighbouring authority East Staffordshire central venues from the BJFL.

Table 2.21: Supply/demand balance of mini 7v7 pitches

Analysis Area	Actual spare capacity <sup>14</sup>	Demand (match equivalent sessions per week)			
		Overplay	Current total	Future demand	Future total
North	1	-	1	-	1
North East	-	-	-	-	-
North West	1	-	1	0.5	0.5
Central	-	-	-	0.5	-0.5
South	-	-	-	-	-
<b>Total</b>	<b>2</b>	-	<b>2</b>	<b>1</b>	<b>1</b>

There is current spare capacity of two match equivalent sessions on mini 7v7 pitches. Future demand is less for mini 7v7 pitches with most clubs planning to add mini teams at the lowest age group (U7) each year (mini 5v5). Given the preference for play on 3G pitches, it is likely that this future requirement will be accommodated across both grass and 3G pitches. This will result in the Central Analysis Area becoming marginally overplayed with overall spare capacity reducing to one match equivalent session.

Given all mini 5v5 demand is exported to central venues in neighbouring East Staffordshire, there is no requirement for a supply/demand balance analysis at this stage. Any potential scenarios regarding this will be explored in the subsequent Strategy document.

<sup>14</sup> In match equivalent sessions per week



# SOUTH DERBYSHIRE PLAYING PITCH STRATEGY ASSESSMENT REPORT

## Football – grass pitch summary

- ◀ **Current and future supply of football pitch provision can sufficiently accommodate demand in South Derbyshire across all pitch types apart from youth 11v11 which becomes marginally overplayed when accounting for future demand.**
- ◀ The audit identifies a total of 80 grass football pitches across 42 sites in South Derbyshire, with 76 pitches across 41 sites identified as being available for community use on some level, whilst four pitches at one site (Granville Academy) are unavailable for community use.
- ◀ Most community available football provision is split between North Analysis Area (31% or 24 pitches) and Central Analysis Area (30% or 23 pitches). The least amount is located in the North East Analysis Area with just four (6%) community available pitches.
- ◀ Hilton Harriers, Edgehill and Gresley football clubs all have aspirations to create new provision.
- ◀ The pitch quality ratings determined through a combination of non-technical assessments and user feedback show most (67%) pitches available for community use are rated as standard quality, with 26% rated as good and only six pitches as poor, equating to just 7%.
- ◀ Five existing sites in South Derbyshire have received a PIP assessment. (Church Gresley Indoor Bowling Centre, Stapenhill Football Club, The Mease Pavilion and Woodville Recreation Ground and Woodhouse Recreation Ground).
- ◀ South Derbyshire District Council manages and operates six football pitch sites, of which, five are accompanied by changing provisions.
- ◀ Through consultation, clubs indicate that the following sites do not have adequate car parking facilities; Broomhills Lane Playing Field (Repton), Newhall Park and Melbourne Sports Park.
- ◀ Woodville Rangers FC reports aspirations to acquire a long-term lease of a site in order to assist in increasing participation.
- ◀ In total there are 154 teams identified as playing competitive football matches within South Derbyshire. This consists of 40 men's teams, one women's team, 66 youth boys' teams, four youth girls' teams and 43 mini soccer teams.
- ◀ Due to the popularity of the Burton Junior Football League and its use of central venues there are substantial amounts of imported and exported demand in South Derbyshire.
- ◀ Including both TGRs (team generation rates) and club aspirations the total amount of future demand across South Derbyshire equates to four match equivalent sessions on adult pitches, 5.5 match equivalent sessions on youth 11v11 pitch type and one match equivalent session on mini 7v7 pitches.
- ◀ There are 20.5 match equivalent sessions per week of actual spare capacity (i.e. at peak time) located across 18 sites on 21 pitches. Any actual spare capacity at unsecured sites has been discounted from any totals as the long-term existence of those pitches cannot be relied upon in the future.
- ◀ Overplay on football pitches in South Derbyshire amounts to 4.5 match equivalent sessions per week over four pitches (across four sites), all of which are located on adult pitch types.

# SOUTH DERBYSHIRE PLAYING PITCH STRATEGY ASSESSMENT REPORT

## PART 3: CRICKET

### 3.1: Introduction

Derbyshire Cricket Board (DCB) serves as the governing and representative body for cricket across South Derbyshire. Its aim is to promote the game at all levels through partnerships with professional and recreational cricketing clubs, and other appropriate agencies.

Senior cricket is typically played on Saturdays, however; there is some play both on Sundays and midweek when teams typically play in short format competitions. There are also a number of cricket leagues which service teams in South Derbyshire. Some of the main senior leagues include:

- ◆ Derbyshire County Cricket League (DCCL)
- ◆ Derbyshire Women's League (DWL)
- ◆ Lichfield Sunday Cricket League (LSCL)

The youth league structure in South Derbyshire tends to be club-based matches which are played midweek or on Sunday mornings dependant on age group. There is usually no conflict with access to squares and any midweek matches are usually played on different nights, whilst Sunday morning matches are played before senior matches in the afternoon. The main leagues for junior cricket are the South Derbyshire Development Group, Burton and District Youth Cricket League and the Erewash Young Cricketers League.

### **Consultation**

Face to face consultation was carried out with three of the 12 cricket clubs playing in South Derbyshire. Based on the contact information supplied by the DCB, consultation either face to face, through completion of an online survey or by telephone currently represents a 92% club response rate. Only Sutton on the Hill CC did not provide a response. The following clubs were met with face to face:

- ◆ Elvaston CC
- ◆ Hilton CC
- ◆ Ticknall CC

### 3.2: Supply

In total, there are 21 grass cricket squares in South Derbyshire located across 15 sites. All grass squares, apart from the one located at Derby Grammar School Grass Pitches (off site playing field located in South Derbyshire – the main school site is located in Derby), are available for community use.

*Table 3.1: Summary of natural turf cricket squares available for community use*

Analysis area	Squares available for community use
North	6
North East	5
North West	4
Central	2
South	3
<b>Total</b>	<b>20</b>

## SOUTH DERBYSHIRE PLAYING PITCH STRATEGY ASSESSMENT REPORT

It should be noted that two of the six community available grass cricket square located in the North Analysis Area are dedicated junior pitches. These are both located at Foremarke Hall, Repton Preparatory School.

The grass cricket squares that are available for community use are located mainly in the North Analysis Area which hosts six (30%) followed by the North East with five (25%) and North with four (20%) squares. The Central Analysis Area has the least amount of cricket provision within South Derbyshire with two (10%).

Derbyshire Cricket Board states that years ago there was previously cricket played at a park site in Swadlincote. It is one of the largest market towns in Derby with circa 32,000 residents. A new golf course is under development but it is reported there are no cricket facilities, an opportunity it may in future be interested to explore.

### **Non-turf pitches (NTPs)**

The ECB highlights that NTPs which follow its TS6 guidance on performance standards are suitable for high level, senior play and are considered able to take 60 matches per season although this may include training sessions where on occasions mobile nets may be used as a practice facility.

The ECB Get the Game On campaign<sup>15</sup> is focused on increasing participation and reducing the number of matches cancelled in order to keep people interested and playing. During the campaign's inaugural year in 2015 there were 6% more games played nationally with 5% less matches cancelled. Use of NTPs for league cricket may present a way forward to fulfilling more fixtures and use of NTPs for league cricket may increase in future.

*Table 3.2: Summary of NTPs in South Derbyshire*

Site ID	Site	Analysis area	Number of NTPs	Position
13	Elvaston Cricket Ground	North East	1	Square
20	Foremarke Hall Repton Preparatory School	North	1	Standalone
22	Granville Academy	Central	1	Standalone
15	John Port Spencer Academy (Etwall Leisure Centre)	North West	1	Standalone
32	Lullington Park Cricket Club	South	1	Square
52	The Pingle Academy	Central	1	Standalone
67	The Grange (Ticknall Recreation Ground)	North	1	Square
70	The Rodney Meadows (Hartshorne)	Central	1	Square
76	William Allitt School	North West	1	Standalone

In total, there are nine non-turf pitches (NTPs) in South Derbyshire. Of which, four are located accompanying natural turf squares at club sites and five are standalone based at school sites. The most amount of NTP provision is located in the Central Analysis Area with three followed by two in the North West area and one each in the North East and South areas.

<sup>15</sup> <http://getthegameon.co.uk/>

## **SOUTH DERBYSHIRE PLAYING PITCH STRATEGY ASSESSMENT REPORT**

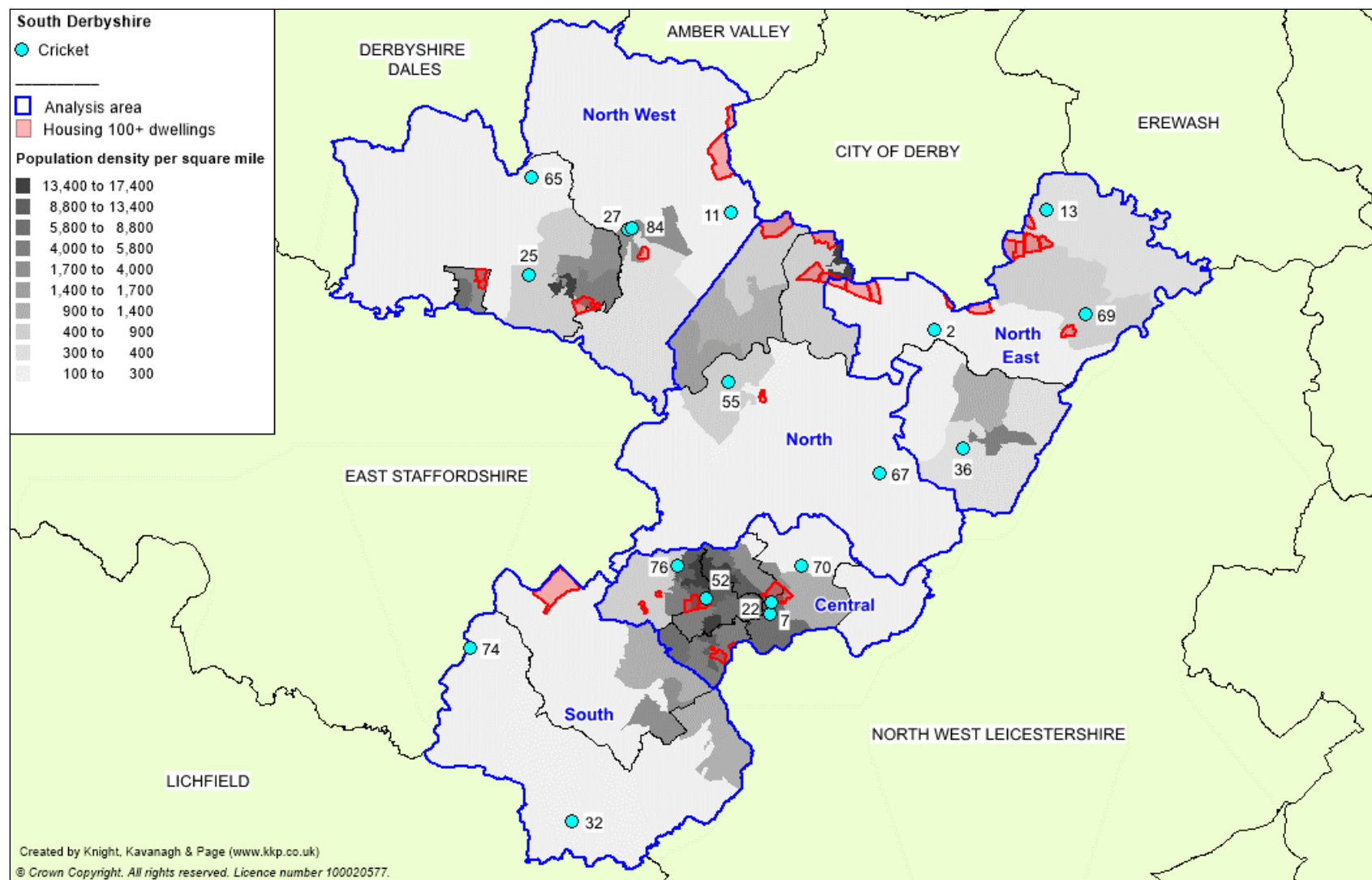
---

It should be noted the NTPs located at William Allitt School, The Pingle Academy and Granville Academy are of poor quality and rarely used for educational demand.

The map overleaf identifies the location of all cricket squares (grass and non-turf) currently servicing South Derbyshire.

# SOUTH DERBYSHIRE PLAYING PITCH STRATEGY ASSESSMENT REPORT

Figure 3.1: Map of cricket pitch provision within South Derbyshire



## SOUTH DERBYSHIRE PLAYING PITCH STRATEGY ASSESSMENT REPORT

Table 3.3: Summary of cricket provision in South Derbyshire

Site ID	Site	Analysis area	Number of squares	Community use	Number of wickets	
					Grass	Non-turf
2	Barrow Turn (Swarkestone Cricket Club)	North East	1	Yes	12	-
7	Burton Road Recreation Ground (Woodville)	Central	1	Yes	8	-
11	Derby Grammar School Grass Pitches (Mickleover)	North West	1	No	6	-
13	Elvaston Cricket Ground	North East	2	Yes	15	-
					6	1
20	Foremarke Hall Repton Preparatory School	North	3	Yes	6	-
					4	-
					-	1
22	Granville Academy	Central	1	No	-	1
25	Hilton Cricket Club	North West	2	Yes	4	-
					9	-
15	John Port Spencer Academy (Etwall Leisure Centre)	North West	1	No	-	1
32	Lullington Park Cricket Club	South	2	Yes	8	1
					15	-
36	Melbourne Sports Park	North East	1	Yes	10	-
52	The Pingle Academy	Central	1	No	-	1
55	Repton School Sports Centre	North	3	Yes - unused	8	-
					4	-
					4	-
65	Sutton on the Hill Cricket Club	North West	1	Yes	8	-
67	The Grange (Ticknall Recreation Ground)	North	1	Yes	10	1

## SOUTH DERBYSHIRE PLAYING PITCH STRATEGY ASSESSMENT REPORT

Site ID	Site	Analysis Area	Number of squares	Community use	Number of wickets	
					Grass	Non-turf
69	The Recreation Centre (Aston on Trent Recreation Ground)	North East	1	Yes	9	-
70	The Rodney Meadows (Hartshorne)	Central	1	Yes	7	1
74	Walton Cricket Club	South	1	Yes	12	-
76	William Allitt School	Central	1	No	-	1
84	Etwall Cricket Club	North West	1	Yes	13	-



# **SOUTH DERBYSHIRE PLAYING PITCH STRATEGY ASSESSMENT REPORT**

---

## ***Disused provision***

Broomhills Lane Playing Fields (Repton) in 2015 was accessed by Ticknall CC as a secondary venue for the Clubs third and fourth Saturday men's teams. Whilst in use the Club maintained a six-wicket grass square onsite, however, it has now moved this demand to Burton Road Recreation Ground (Woodville) leaving no cricket provision presently maintained onsite. The site is still used for football and may present opportunity to reinstate cricket provision for use as a satellite club venue, with potential scope to link an incumbent cricket user with Repton Casuals FC aspiration to improve football pitch quality through shared access to onsite maintenance and storage equipment.

Swarkestone Cricket Club previously established a small square in Barrow upon Trent at Twyford Road Playing Fields, rotating the presently used football pitch on the outfield area to accommodate the square. The site was used as a secondary venue for some teams but is served by no onsite changing or toilet facilities. It is not known whether the square is still being maintained and if so by whom.

## ***Quality***

As part of the PPS Guidance, there are three levels to assessing the quality of cricket pitches: good, standard and poor. Maintaining high pitch quality is the most important aspect of cricket; if the wicket is poor, it can affect the quality of the game and can, in some instances, become dangerous. To obtain a full technical assessment of wicket and pitches, the ECB recommends a Performance Quality Standard (PQS) assessment. The PQS looks at a cricket square to ascertain whether the pitch meets the Performance Quality Standards which are benchmarked by the Institute of Groundsmanship (IOG).

Pitch quality ratings determined by non-technical quality assessments and user feedback found an even split between good and standard quality squares each with ten grass cricket squares each. No squares in South Derbyshire reported to be poor quality; however, some clubs report issues regarding their playing provision.

Hartshorne CC states the outfield at The Rodney Meadows to suffer from very poor drainage which has led to competitive fixture cancellations. The Club has limited finances available and require funding to resolve this problem. Correspondingly Etwall CC has issues with its outfield at Etwall Cricket Club as it slopes but does not report this to affect competitive fixtures.

All clubs maintain their own facilities including grass squares and outfield. Several clubs report they are finding it increasingly difficult to find suitable volunteers with the expert knowledge required to adequately sustain cricket provision. It should be noted that clubs in South Derbyshire have access to support and guidance from the Derbyshire Groundman's Association (DGA) through the DCB. The DGA allows clubs to obtain, at reduced cost, pitch care and maintenance products and free advice and guidance from ECB pitch advisors to assist with any issues.

Melbourne Town, Walton on Trent, Elvaston and Swarkestone cricket clubs have all benefitted from DGA support, all indicating their grass cricket provision to have improved in quality since last season due to enhanced maintenance work through a dedicated groundsman.

## **SOUTH DERBYSHIRE PLAYING PITCH STRATEGY ASSESSMENT REPORT**

---

Maintaining a high quality playing surface is the most important aspect of cricket. If the wicket is poor, it can affect the quality of the game and can, in some instances, become dangerous. To obtain a full technical assessment of wickets and pitches, the ECB recommends a Performance Quality Standard (PQS) assessment to determine whether a cricket square meets the Performance Quality Standards which are benchmarked by the Institute of Groundsmanship. There are three categories of measurement that relate to the overall quality of the square: structural quality, presentational quality and playing quality.

### ***Future supply***

Anecdotal evidence suggests Melbourne Town CC has ambitions to install an NTP at Melbourne Sports Park to be situated between two adult football pitches. It wishes to do so to accommodate the presently exported third Saturday men's team, detailed further in the section.

Similarly, Ticknall CC states it would like to develop another grass cricket square as close to its home venue as possible in order to have all its teams playing within the Village. The Club rents use of Burton Road Recreation Ground (Woodville) for its third and fourth Saturday men's teams and wants this demand to play nearer to the local community, however, should this not be feasible it has aspirations to develop Burton Road Recreation Ground.

Derby Grammar School is seeking to develop a new natural turf cricket pitch at Prince Charles Avenue in Mackworth(Derby) in conjunction with Mickleover CC, with a view to the Club also using the site given its nearby location. Whilst the School's present site for cricket in South Derbyshire will remain whilst plans for the new provision in Derby are progressed, it is unknown what the long-term use will be for the Derby Grammar School Grass Pitches once this is complete.

Derbyshire Cricket Board highlights new facility development in Granville as a potential opportunity and suggests that there may be scope to consider provision a recreational cricket offer, possibly in the form of a non-turf pitch.

Where new housing sites are of significant enough size to warrant the creation of new onsite playing field provision, including new school sites, consideration should be given to opportunities to develop cricket provision. This may include where there are shortfalls from existing community demand in the Area and new provision can help to cater for these, where there is opportunity to deliver cricket activity within new schools, or where there is opportunity to deliver a recreational cricket offer.

### ***Security of tenure***

Only two cricket clubs, Melbourne Town CC and Swarkestone CC, are considered to have secured use through ownership. All remaining clubs have varying levels of security of tenure.

## **SOUTH DERBYSHIRE PLAYING PITCH STRATEGY ASSESSMENT REPORT**

---

Lullington Park CC has seven years remaining on a 25 year lease from a family trust for Lullington Park Cricket Club, whereas, Hartshorne CC has 18 years remaining on its 25 year lease from a private pub company landowner for The Rodney Meadows. It is considered both clubs have security of tenure in the medium but not long-term, therefore it is recommended that both clubs negotiate extending leases to secure long-term tenure.

Ticknall CC has 15 years remaining on sub-lease of The Grange (Ticknall Recreation Ground) from Ticknall Parish Council. This is considered to offer more security of tenure than the aforementioned clubs as the site is owned by the District Council and subsequently leased to the Parish Council rather than a private landowner.

Elvaston CC accesses two grass cricket squares which each have differing tenure arrangements. The main square is leased from Derbyshire County Council; however, the site is located in Elvaston Castle Country Park which is now operated by a trust meaning the previous agreement with Elvaston CC requires renegotiation. Elvaston Cricket Ground's second smaller square is considered unsecure as its use is through sub-lease from a private land owner. This being said the Club believes it has a good relationship with the land owner and reports it will have use of the square for the foreseeable future. Furthermore, a third lease agreement applies to the car park and area where ancillary facilities are located.

A private pub company owns Hilton Cricket Club and leases the site to Hilton CC. The agreement has seven years remaining expiring in 2024, though the site may not be secure until this time as the landowner has placed the land on which the club sits up for sale.

Etwall CC has recently secured tenure of Etwall Cricket Club from the John Port Charity through a freehold.

South Derbyshire Women & Girls CC and Aston on Trent Village CC rent their provision from Ticknall CC and Aston on Trent Parish Council respectively, with neither club reporting an issue with these arrangements. In contrast, Walton on Trent CC states it has an issue with its rental agreement for the use of Walton Cricket Club. The Club has rented the land on a seasonal basis from a private landowner for approximately 150 years and reports that due to it not having a legal lease in place it is difficult to obtain relevant funding to make on site improvements.

### ***Ancillary facilities***

Quality and access to required match day ancillary facilities varies between clubs in South Derbyshire. The extent of ancillary facilities required also differs between times of play; for example, senior teams playing at weekends typically need to access clubhouse and kitchen facilities to provide teas, whereas for junior and senior matches played midweek this is often not required and more emphasis is on access to suitable changing facilities.

Of the clubs which responded to consultation, the majority (73%) rate the ancillary facilities they use to be good quality. Of the remaining clubs, Elvaston CC and Aston on Trent Village CC rate their facilities as standard with the remaining club (Etwall CC) reporting its provision as poor.

## SOUTH DERBYSHIRE PLAYING PITCH STRATEGY ASSESSMENT REPORT

Etwall CC reports ancillary facilities at Etwall Cricket Club to be in a functional condition, however, they are tired and dated and in need of modernisation. It has development plans in place if it manages to secure a new long-term lease to build new ancillary facilities. It also states the current facilities have been subject to vandalism within the last year which caused damage to the building, surrounding fencing and sight screens.

Elvaston CC reports a need to extend the level of onsite ancillary provision at Elvaston Cricket Ground. The Club for the previous six years has had a marquee next to its clubhouse to accommodate its playing and social members. As the marquee has been erected for over six years it is no longer classed as a temporary structure and therefore has to be removed or replaced by a permanent structure. The Club has recently been granted planning permission to build a permanent addition to replace the marquee but cannot move forward until aforementioned lease issues have been resolved. The Club states an increasing need to remedy both lease and ancillary facilities issues as any delay may have an adverse effect on its participation levels. The Club is working with the ECB and has agreed plans for a new building which meets ECB technical specifications, hoping to apply for ECB funding support to assist with the project.

### **Training facilities**

Access to training facilities is important, particularly for pre-season/winter training. The following table summarises the clubs in South Derbyshire which report a demand for additional training facilities.

*Table 3.4: Summary of South Derbyshire clubs additional training demand*

Site ID	Site Name	Analysis Area	Club	Comments
2	Barrow Turn (Swarkestone Cricket Club)	North East	Swarkestone CC	Club reports a need for a mobile netting cage.
32	Lullington Park Cricket Club	South	Lullington Park CC	Club reports a need for an additional mobile netting cage.
36	Melbourne Sports Park	North East	Melbourne Town CC	Club reports a need for an artificial wicket.
69	The Recreation Centre	North East	Aston on Trent Village CC	Club reports a need for an artificial wicket and a mobile batting cage.
70	The Rodney Meadows	Central	Hartshorne CC	Club reports a need for fixed bay practice nets.
74	Walton Cricket Club	South	Walton on Trent CC	Club reports a need for an artificial wicket.
84	Etwall Cricket Club	North West	Etwall CC	Club reports a need for an artificial wicket and improvements to protective netting.

Aston on Trent Village CC states it is aiming to raise sufficient funds needed to provide the aforementioned training facilities during the 2018 season.

In addition to outdoor training facilities, Derbyshire Cricket Board reports that access to indoor net facilities is an issue across the County, with just John Port Spencer Academy (Etwall Leisure Centre) and The Pingle Academy able to offer indoor net facilities.

# SOUTH DERBYSHIRE PLAYING PITCH STRATEGY ASSESSMENT REPORT

## 3.3: Demand

Demand at cricket clubs in South Derbyshire is substantial with all but two clubs, Aston on Trent Village CC and South Derbyshire Women & Girls CC, fielding at least two senior teams and a minimum of two junior teams.

Table 3.5: Summary of team demand in South Derbyshire

Club name	Analysis Area	Number of competitive teams			
		Senior men	Senior women	Junior boys	Junior girls
Aston On Trent (Village) CC	North East	1	-	1	-
Elvaston CC	North East	6	-	7	-
Etwall CC	North West	5	-	4	-
Hartshorne CC	Central	2	-	2	-
Hilton CC	North West	2	-	4	-
Lullington Park CC	South	4	-	6	-
Melbourne Town CC	North East	4	-	4	-
South Derbyshire W & G CC	North	-	1	-	2
Sutton on the Hill CC	North West	2	-	-	-
Swarkestone CC	North East	4	-	5	-
Ticknall CC	North	4	-	8	-
Walton on Trent CC	South	2	-	2	-
<b>Total</b>		<b>37</b>	<b>1</b>	<b>43</b>	<b>2</b>

There are 38 senior cricket teams and 45 junior teams playing competitive matches in South Derbyshire as shown above, totalling 83 cricket teams playing. It should be noted that Hilton CC and Lullington Park CC field a joint U15s team which plays fixtures across both sites.

Women's and girls' cricket is a national priority and there is a target to establish two girls' and one women's team in every local authority area over the next five years. 8-10% of the Whole Sport Plan funding is focused around women and girls and talent ID. South Derbyshire has achieved this target with South Derbyshire W & G CC which is the sole provider of women's cricket in the District with a senior women's and two junior girls' teams. This club acts as a focus for women's and girls' cricket development in the area and the DCB and other local clubs signpost female players to it.

### **Participation trends**

The National Player Survey (NPS) conducted over the past three years by the ECB reveals that the nature of participation in traditional league cricket is currently suffering a decline, although this is being offset by a rapid increase in non-traditional formats (such as Last Man Stands and T20 competitions), which are shorter, quicker formats of the game and are referenced further on in this report.

This trend in South Derbyshire is contrary to national findings as there is evidence of stability for men's open age and substantial growth in junior teams which is accredited, in part, to the strong South Derbyshire Cricket Development Group (CDG) which is detailed later in this section.

# SOUTH DERBYSHIRE PLAYING PITCH STRATEGY ASSESSMENT REPORT

Table 3.6: Change in the number of teams over the previous three years

Team type	Clubs response		
	Increased	Decreased	Stayed the same
Men's Open Age	27%	18%	55%
Women's Open Age	9%	-	91%
Junior	73%	9%	18%

## Last man stands (LMS)

Last Man Stands (LMS) is a short format of cricket operated on a franchise basis but affiliated to the ECB, where matches are typically played midweek on NTPs. There is no LMS league in South Derbyshire, however there is a league operating within neighbouring Derby City based at King George V Playing Fields (Littleover). It utilises two ECB funded NTPs on Tuesday, Wednesday and Thursday evenings, as part of a five year usage agreement for the competition which it signed in 2016 with Derby City Council.

The League reports a growth in demand for LMS from the neighbouring authority of South Derbyshire and is open to expanding the franchise to this area.

## Future demand

Team generation rates (TGRs) are used below as the basis for calculating the number of teams likely to be generated in the future based on population growth.

Table 3.7: Team generation rates (applied District wide)

Age group	Current population within age group	Current no. of teams	Team generation rate	Future population within age group (2028) <sup>16</sup>	Predicted future number of teams	Additional teams that may be generated from the increased population
Senior Men's (18-55)	24,123	36 <sup>17</sup>	1:652	23,077	35.4	0
Senior Women's (18-55)	24,760	1	1:24,760	23,957	1	0
Junior Boys (7-18)	7,410	43	1:172	8,478	49.2	6.2
Junior Girls (7-18)	6,860	2	1:3,430	8,079	2.4	0

Table 3.8: Team generation rates (applied by Analysis Area)

Age group	Additional teams that may be generated from the increased population (by Analysis Area)				
	North	North East	North West	Central	South
Senior Men's (18-55)	-	-	-	-	-
Senior Women's (18-55)	-	-	-	-	-
Junior Boys (7-18)	1	2	1	-	1
Junior Girls (7-18)	-	-	-	-	-

<sup>16</sup> TGRs are based on population forecasts to 2028 which is in line with Local Plan timeframe.

<sup>17</sup> Not inclusive of imported demand from Trentside CC



## SOUTH DERBYSHIRE PLAYING PITCH STRATEGY ASSESSMENT REPORT

Team generation rates based on future population applied by Analysis Area forecast the likely creation of at least two new junior boys' team in the North East Analysis Area and one junior boys' teams each in the North, North West and South analysis areas.

Senior men's teams in South Derbyshire competing at peak time (Saturday) currently play an average of ten home matches each season, so on the basis that new teams will participate at peak time this increase equates to a requirement for approximately ten additional adult match sessions per season (0.5 additional match sessions per week at peak time) to accommodate a new team. Senior women's teams in South Derbyshire compete on Sundays and play an average of eight home matches each season, however, Sundays represent non-peak time. TGR's do not forecast the creation of any senior men or senior women teams.

Junior boys' teams play an average of six home matches per season representing a further requirement for approximately six junior boys' match sessions per season to accommodate proposed new teams junior cricket takes place midweek and can therefore take place over a number of evenings.

It is important to acknowledge that whilst TGRs project team growth as a factor of population and existing teams, there are plans and strategies to increase the number of teams at some formats beyond what current trends suggest, due to a desire to change such trends. For example, female growth at women's and girls' age groups is relatively small, however there are planned increases in activity around female participation through both Allstars Cricket and a programme of softball cricket including nine County festivals in 2018 which are likely to reflect in growth above levels shown through TGRs.

Table 3.9 shows a summary of quantified club aspirations for future demand. Melbourne Town CC is the most ambitious of the clubs as it wants to grow by a total of four teams including being the only club in South Derbyshire which wants to create a senior women's team.

*Table 3.9: Summary of future demand (club aspirations)*

Club	Future demand			
	Senior men	Senior women	Junior	Total
Hartshorne CC	-	-	2	2
Lullington Park CC	1	-	-	1
Walton on Trent CC	-	-	1	1
Melbourne Town CC	1	1	2	4
South Derbyshire W and G CC	-	-	1	1
Hilton CC	-	-	2	2
Aston on Trent Village CC			1	1
<b>Total</b>	<b>2</b>	<b>1</b>	<b>9</b>	<b>21</b>

Clubs in the District may be more ambitious than this initially suggests with Elvaston CC and Ticknall CC expressing aspirations to grow team numbers but not quantifying by how many.

Although Hartshorne, Lullington Park, Melbourne Town and South Derbyshire W and G cricket clubs all report aspirations for additional junior teams in practice these teams may not be able to be accommodated for at their home venues due to the substantial levels of senior demand.



# SOUTH DERBYSHIRE PLAYING PITCH STRATEGY ASSESSMENT REPORT

---

It is important to note that TGRs are based on population figures and cannot account for specific targeted development work within certain areas or focused towards certain groups, such as NGB initiatives or coaching within schools.

## *All Stars Cricket*

In partnership with the ECB and Chance to Shine cricket clubs in South Derbyshire can register to become an ECB All Stars Cricket Centre. Once registered, a club can deliver the programme which aims to introduce cricket to children aged from five to eight. Subsequently, this may lead to increased interest and demand for junior cricket at clubs. The programme seeks to achieve the following aims:

- ◀ Increase cricket activity for five to eight year olds in the school and club environment
- ◀ Develop consistency of message in both settings to aid transition
- ◀ Improve generic movement skills for children, using cricket as the vehicle
- ◀ Make it easier for new volunteers to support and deliver in the club environment
- ◀ Use fun small sided games to enthuse new children and volunteers to follow and play the game

All clubs will run All Stars Cricket centres in 2018 with the exception of Sutton on the Hill CC, the only club in the District without a junior section.

## *Chance to Shine Schools Programme*

Chance to Shine is a national charity which aims to educate young people and teach them vital life skills through cricket. Since 2005 the Charity's school programme has helped combat the decline of participation in cricket, especially in state schools. In South Derbyshire, it works in partnership with the DCB, SDDC, the Active Schools Partnership and local clubs to engage both girls and boys to play and learn through engagement. This is achieved through but not limited by teacher training, club/school partnership and curricular/extracurricular coaching.

## *South Derbyshire Cricket Development Group*

The South Derbyshire Cricket Development Group (SDCDG) is a group of representatives from cricket clubs which work alongside local schools, the DCB and ECB to improve all levels of cricket throughout the District. The SDCDG host a successful league structure for South Derbyshire clubs with U11s, U13s and U15s teams.

## *Lullington Park CC Pub Cricket League*

In 2016 Lullington Park CC set up a pub cricket league with an initial six teams. Its aim was to increase participation for cricket in the surrounding area through playing an informal social style of cricket. Each team entering had to consist of two senior cricketers, two junior cricketers and six non-cricketers (Pub Players). A variety of other rules were created in order to allow all participants to be involved independent of their abilities such as:

- ◀ Ten overs must be bowled by a pub player with every pub player having to bowl a maximum of two overs.
- ◀ Batsmen must retire when they score 25 runs and only two club players can bat in the top four.

## **SOUTH DERBYSHIRE PLAYING PITCH STRATEGY ASSESSMENT REPORT**

---

The League has proven a success as the number of teams entering grew for the 2017 season. The current format has ten teams playing each other twice throughout the season with two matches being played every Friday at Lullington Parks Cricket Club's two grass squares. Matches are shorter than an average 20/20 competition being just 16 overs long. The Club reports if the League continues to grow it may have to change formats to compensate for the limited amount of playing time available throughout the seasons in the evenings. The Club states the league has assisted in increasing participation with an additional five senior players playing on a regular competitive basis.

### ***Exported demand***

Displaced or exported demand refers to South Derbyshire based teams that are currently accessing pitches outside of the local authority for their home fixtures, normally because their pitch requirements cannot be met, which is usually because of pitch supply, in some cases quality issues or stipulated league requirements for access to certain facilities. In the same manner, it also refers to demand imported from other local authorities into the District.

### ***Exported demand***

Melbourne Town CC currently exports demand into neighbouring Derby because its third Saturday men's team cannot be accommodated at Melbourne Sports Park which is used by two other club teams. The Club is based in South Derbyshire with this team exporting demand to Chellaston Park; however, it has aspirations to accommodate the team in South Derbyshire and wants to develop additional cricket provision at Melbourne Sports Park to make this possible.

### ***Imported demand***

Trentside CC currently imports demand into South Derbyshire from East Staffordshire, accessing Lullington Park Cricket Club as a secondary venue to accommodate its third Saturday men's team, however it is currently unknown whether the Club is actively seeking to re-accommodate the team within South Derbyshire.

Derby Grammar School Grass Pitches is accessed by Derby Grammar School which is based in neighbouring authority Derby City. The School until 2016 used the site for its curricular and extra-curricular rugby union and cricket demand. It reports purchasing sporting provision within Derby to return its rugby union demand and therefore has stopped maintaining provision at Derby Grammar School Grass Pitches. The site is still maintained and used by the School for cricket.

### ***Unmet demand***

Unmet demand is existing demand that is not able to access sufficient pitches. It is usually expressed, for example, when a team is already training but is unable to access a match pitch, or when a league has a waiting list. There is no recorded unmet demand for cricket in South Derbyshire.

# SOUTH DERBYSHIRE PLAYING PITCH STRATEGY ASSESSMENT REPORT

---

## ***Peak time demand***

An analysis of match play identifies peak time demand for senior cricket as Saturdays, with 26 senior teams (67%) playing on this day. There is a level of demand for Sunday cricket, with ten teams (27%) playing on this day, however, this is minimal.

For junior cricket, peak time demand is considered to be midweek, although 13 teams (29%) do play on a Sunday. It should therefore be noted that midweek cricket has the potential to be spread across numerous days Monday to Friday (though some time will be required for square preparation/repair and training) and as a result squares have greater capacity to carry junior demand providing the pitches are not overplayed.

## **3.4: Capacity analysis**

Capacity analysis for cricket is measured on a seasonal rather than weekly basis, in units of match equivalent sessions (MES) per season. This is due to playability (i.e. only one match is generally played per square per day at weekends or weekday evening). Wickets are rotated throughout the season to reduce wear and allow repair. Therefore, it is more accurate to assess capacity seasonally rather than weekly. The capacity of a square to accommodate matches is driven by the number and quality of wickets. This section presents the current square stock available for cricket and illustrates the number of competitive matches per season per square.

To help calculate square capacity, the ECB suggests that a good quality natural turf wicket should be able to take five matches per season per natural turf wicket (adults). This information is used to allocate capacity ratings as follows:

<b>Potential capacity</b>	Play is below the level the site could sustain
<b>At capacity</b>	Play matches the level the site can sustain
<b>Overused</b>	Play exceeds the level the site can sustain

## ***Education sites***

To account for curricular/extra-curricular use of education pitches it is likely that use additional to recorded community use will need to be factored into the total current weekly usage. The only time this would not happen is when a school does not use its pitches at all and the sole use is community use. The extent of use added is typically dependent on the level of play and the number of grass cricket pitches onsite.

Table 3.10 shows community usage of available pitches. Grass cricket squares at Repton School Sports Centre and Foremarke Hall Repton Preparatory School are considered to have no spare capacity to accommodate further community use based on assumed curricular and extracurricular.

## SOUTH DERBYSHIRE PLAYING PITCH STRATEGY ASSESSMENT REPORT

Table 3.10: Grass cricket square capacity (available and used)

Site ID	Site name	Analysis Area	Security of tenure	Community use availability	Teams/groups accommodated	Quality rating <sup>18</sup>	Number of pitches	Number of natural turf wickets	Actual play (MES per season)	Capacity (MES per season) <sup>19</sup>	Capacity rating (MES per season)
2	Barrow Turn (Swarkestone Cricket Club)	North East	Secure	Yes	Swarkestone CC	Good	1	12	48	60	12
7	Burton Road Recreation Ground (Woodville)	Central	Secure	Yes	Ticknall CC	Standard	1	8 <sup>20</sup>	22	40	18
13	Elvaston Cricket Ground	North East	Secure	Yes	Elvaston CC	Good	2	12	79	90	11
20	Foremarke Hall Repton Preparatory School	North	Unsecure	Yes	Derbyshire CCC	Good	2	6	30	30	-
								4	20	20	-
25	Hilton Cricket Club	North West	Unsecure	Yes	Hilton CC	Standard	2	4	41	65	24
								9			
32	Lullington Park Cricket Club	South	Secure	Yes	Lullington Park CC Pub Cricket League Trentside CC (Imported)	Standard	2	8	103 <sup>21</sup>	115	12
								15			
36	Melbourne Sports Park	North East	Secure	Yes	Melbourne Town CC	Standard	1	10	43	50	7
55	Repton School Sports Centre	North	Unsecure	Yes - unused	-	Good	3 <sup>22</sup>	8	40	40	-
								4	20	20	-
								4	20	20	-
65	Sutton on the Hill Cricket Club	North West	Secure	Yes	Sutton on the Hill CC	Standard	1	8	20	40	-
67	The Grange (Ticknall Recreation Ground)	North	Secure	Yes	Ticknall CC South Derbyshire W and G CC	Standard	1	10	91	50	-41
69	The Recreation Centre (Aston on Trent Recreation Ground)	North East	Secure	Yes	Aston on Trent Village CC Swarkestone CC	Standard	1	9	24	45	21
70	The Rodney Meadows (Hartshorne)	Central	Secure	Yes	Hartshorne CC	Standard	1	7	31	35	4
74	Walton Cricket Club	South	Unsecure	Yes	Walton on Trent CC	Good	1	12	34	60	26
84	Etwall Cricket Club	North West	Secure	Yes	Etwall CC	Good	1	13	70	65	-5

<sup>18</sup> As derived from the non-technical site assessments

<sup>19</sup> Some squares may have wickets which cannot accommodate adult cricket due to distance from the boundaries, therefore junior use of end wickets is advocated where this may be a restrictive issue.

<sup>20</sup> The Club has plans to develop additional wickets on the existing square to increase capacity available

<sup>21</sup> Includes 28 match equivalent sessions per season from the Lullington Park Pub Cricket League

<sup>22</sup> The two smaller squares are not able to be used at once as they lie adjacent and present consequent safety issues.

# SOUTH DERBYSHIRE PLAYING PITCH STRATEGY ASSESSMENT REPORT

## *Spare capacity*

The next step is to ascertain whether or not any identified 'potential capacity' can be deemed 'actual spare capacity' by which it is available at peak time. There may be situations where, although a site is highlighted as potentially able to accommodate some additional play, this should not be recorded as spare capacity against the site. For example, a site may be managed to regularly operate slightly below full capacity to ensure that it can cater for a number of regular training sessions, or to protect the quality of the site.

In order to fully establish actual spare capacity, the peak period needs to be established. An analysis of match play identifies that peak time demand for grass cricket squares for senior cricket is Saturday (24 teams).

Those sites which display potential capacity of less than 10 matches per season have been excluded from the capacity analysis on the basis that they do not exhibit enough spare capacity to accommodate another senior club team, based on an average of 10 home matches per team each season.

Of those sites with existing community use, there are eight sites which show potential spare capacity on senior grass cricket squares in South Derbyshire, totalling 144 match sessions per season.

*Table 3.11: Actual square capacity on grass cricket squares at senior peak time*

Site ID	Site name	Analysis area	Squares	Capacity rating (MES per season)	MES available (Saturday)	Comment
2	Barrow Turn (Swarkstone Cricket Club)	North West	1	12	-	No capacity available at senior peak time.
7	Burton Road Recreation Ground (Woodville)	Central	1	18	0.5	Actual spare capacity available at senior peak time.
13	Elvaston Cricket Ground	North East	2	11	-	No capacity available at senior peak time.
25	Hilton Cricket Club	North West	2	24	1	Actual spare capacity discounted due to unsecure tenure.
32	Lullington Park Cricket Club	South	2	12	-	No capacity available at senior peak time.
65	Sutton on the Hill Cricket Club	North West	1	20	0.5	Actual spare capacity available at senior peak time.
69	The Recreation Ground (Aston on Trent Recreation Ground)	North East	1	21	0.5	Actual spare capacity available at senior peak time.

## SOUTH DERBYSHIRE PLAYING PITCH STRATEGY ASSESSMENT REPORT

Site ID	Site name	Analysis area	Squares	Capacity rating (MES per season)	MES available (Saturday)	Comment
74	Walton Cricket Club	South	1	26	-	No capacity available at senior peak time.
					<b>1.5</b>	<b>Total</b>

In practice, although eight sites display potential spare capacity, there are only three sites which have available capacity at senior peak time (Saturday) equating to 1.5 match equivalent sessions.

### Overplay

There are two sites in South Derbyshire considered to be overplayed by a total of 46 match equivalent sessions per season.

Table 3.12: Summary of overplay

Site ID	Site name	Analysis Area	Number of squares	Overplay (MES per season)
67	The Grange (Ticknall Recreation Ground)	North	1	-41
84	Etwall Cricket Club	North West	1	-5
<b>Total</b>			<b>2</b>	<b>-46</b>

Overplay on grass cricket squares in South Derbyshire derives from two sites, The Grange (Ticknall Recreation Ground) in the North Analysis Area and Etwall Cricket Club in the North West Analysis Area. The minimum amount of over play located at Etwall Cricket Club is considered sustainable as the square is of good quality however it is recommended any future increases in demand needs to be accommodated with additional provision.

As a large percentage of usage from clubs comes from junior cricket, installation of an NTP in situ on the square would allow junior matches to be transferred from the grass cricket squares, thus alleviating overplay. Alternatively, NTPs could be installed at other sites to accommodate junior cricket, for example between other sports pitches at multi-sport sites.

Given this preference for use of grass cricket squares provision as opposed to NTPs, alternative solutions to alleviate overplay include use of secondary sites with spare capacity to alleviate overplay at the main home site or increasing natural turf capacity at the main home site through creation of additional grass wickets if the site is feasibly able to accommodate expansion of the square. This is particularly crucial for Ticknall CC as The Grange (Ticknall Recreation Ground) is the only grass cricket square located in the North Analysis Area meaning the Club has to greater utilise the onsite NTP to assist in alleviating over play or increase accesses to provision outside the North Analysis Area, which it is currently doing for its third and fourth Saturday teams at Burton Road Recreation Ground in Woodville (Central Analysis Area).

# SOUTH DERBYSHIRE PLAYING PITCH STRATEGY ASSESSMENT REPORT

## 3.5: Supply and demand analysis

Table 3.13 below explores total available spare capacity over the season, considered against total overplay and future demand identified and quantified through consultation and TGRs.

Match equivalent sessions per season for future demand has been calculated using the average number of matches played per season by the respective team type (10 matches for senior men and eight matches for senior women). As previously mentioned, junior teams generally play midweek across a variety of days; consequently, spare capacity is considered to exist for junior matches both now and in the future and should be judged on a site by site basis where clubs have particular aspirations to increase the number of junior teams.

Table 3.13: Capacity of grass cricket squares

Analysis Area	Total spare capacity (match sessions)	Demand (match sessions per season)			
		Overplay	Current total	Future demand (senior)	Total
North	-	-41	-41	-	-41
North East	21	-	21	18	3
North West	20	-5	15	-	15
Central	18	-	18	-	18
South	-	-	-	10	-10
<b>Total</b>	<b>59</b>	<b>-46</b>	<b>13</b>	<b>28</b>	<b>-15</b>

Analysis suggests there is sufficient capacity at present to cater for current demand in all Analysis Areas except the North Area which evidences a significant shortfall derived from the high level of overplay at The Grange (Ticknall Recreation Ground). When accounting for future senior demand from club aspirations, additional demand creates a shortfall in the South Area of ten MES per season, whilst growth in the North East Area leaves minimal capacity available for other growth such as junior cricket. Overall, this leads to a total future District wide shortfall of 15 match sessions.

## 3.6: Conclusion

In summary, there is insufficient supply of cricket provision to cater for current and future demand. Though demand can presently be accommodated within four of the five Analysis Areas, there is a significant shortfall within the North Area. Anticipated growth in the number of senior teams in other areas can be accommodated, however future senior growth exacerbates shortfalls to include the South Area.

Current midweek demand can be sufficiently accommodated though there is a need to address overplay at specific sites which may be best achieved through a transfer of some junior play to capacity elsewhere. This could include NTPs on or offsite, or midweek capacity available at other club grounds which have no or less junior teams. However, if club aspirations for increase junior demand are realised, there would be insufficient capacity at the following sites based on the current nature of club use:

- ✦ The Rodney Meadows, Hartshorne
- ✦ Lullington Park Cricket Club
- ✦ Melbourne Sports Park
- ✦ The Grange (Ticknall Recreation Ground).



# SOUTH DERBYSHIRE PLAYING PITCH STRATEGY ASSESSMENT REPORT

Key issues for cricket in South Derbyshire extend beyond capacity, with several clubs subject to issues regarding security of tenure. There is a need to secure long-term tenure for Elvaston CC, Hilton CC and Etwall CC as leases are due to expire within the medium-term and negotiations should be opened where possible well in advance, whilst Hilton CC is at threat of losing its home site without a known mitigating alternative. Steps should be taken to ensure these clubs have long-term tenure at cricket sites within their localities.

## Cricket summary

- ◀ **There is insufficient supply of cricket provision to cater for current and future demand. Though demand can presently be accommodated within four of the five Analysis Areas, there is a significant shortfall within the North Area.**
- ◀ **Anticipated growth in the number of senior teams in other areas can be accommodated, however future senior growth exacerbates shortfalls to include the South Area.**
- ◀ **Key issues for cricket in South Derbyshire extend beyond capacity, with several clubs subject to issues regarding security of tenure.**
- ◀ In total, there are 20 grass cricket squares in South Derbyshire located across 15 sites. All grass squares, apart from the one located at Derby Grammar School Grass Pitches, are available for community use.
- ◀ The grass cricket squares that are available for community use are located mainly in the North Analysis Area which hosts six (30%) followed by the North East with five (25%) and North with four (20%) squares. The Central Analysis Area has the least amount of cricket provision within South Derbyshire with two (10%).
- ◀ In total, there are nine non-turf pitches (NTPs) in South Derbyshire. Of which, four are located accompanying natural turf squares at club sites and five are standalone based at school sites. The most amount of NTP provision is located in the Central Analysis Area with three followed by two in the North West area and one each in the North East and South areas.
- ◀ Derby Grammar School is seeking to develop a new natural turf cricket pitch at Prince Charles Avenue in Mackworth(Derby) in conjunction with Mickleover CC, with a view to the Club also using the site given its nearby location.
- ◀ Pitch quality ratings determined by non-technical quality assessments and user feedback found an even split between good and standard quality squares each with ten grass cricket squares each. No squares in South Derbyshire reported to be poor quality; however, some clubs report issues regarding their playing provision.
- ◀ There is a need to secure long-term tenure for Elvaston CC and Hilton CC as their leases are due to expires within the medium-term.
- ◀ Etwall CC reports that changing provision is of poor quality and in need of improvement and modernisation, whilst Elvaston CC has plans to develop new permanent social provision in replacement of the existing temporary structure it presently uses.
- ◀ There is no Last Man Stands league operating in South Derbyshire, with some teams playing within the nearby league hosted in Derby. There is however a short format pub league offer run by Lullington Park CC aimed as an entry level into club cricket, which has seen several new players transition into club cricket this season.
- ◀ There are 38 senior cricket teams and 45 junior teams playing competitive matches in South Derbyshire as shown above, totalling 83 cricket teams playing in the District.
- ◀ Melbourne CC presently exports demand of one senior team to access provision in Derby due to a lack of capacity in the locality, whilst Trentside CC imports demand from South Derbyshire to play at Lullington Park CC for the same reasons.
- ◀ There are three sites which have available capacity at senior peak time (Saturday) equating to 1.5 match equivalent sessions.
- ◀ There are two sites in South Derbyshire considered to be overplayed by a total of 46 match equivalent sessions per season, most significantly The Grange (Ticknall Recreation Ground) which accounts for 41 of these match sessions per season.

# SOUTH DERBYSHIRE PLAYING PITCH STRATEGY ASSESSMENT REPORT

## PART 4: RUGBY UNION

### 4.1: Introduction

The Rugby Football Union (RFU) is split into six areas across the country with a workforce team that covers development, coaching, governance and competitions. South Derbyshire falls within Area Four (covering much of the East Midlands and East Anglia), with a Rugby Development Officer (RDO) and a team of Community Rugby Coaches (CRC) that deliver core programmes in schools and clubs.

Its variety of programmes, which include 15 aside, 10 aside, 7 aside, Tag and the O2 Touch programme, all aim to increase and retain participation within the game. In order to sustain and increase participation in the game facilities need to be appropriate, affordable and accessible.

#### **Club consultation**

There is one rugby union club based in South Derbyshire, Melbourne RFC. The Club was consulted with face to face representing a response rate of 100%. The results are used to inform key issues within this section of the report together with additional information provided by the RFU Development Officer for the area.

### 4.2: Supply

In total there are five rugby union pitches in South Derbyshire across four sites, all of which are senior sized. There are no dedicated mini or junior pitches in South Derbyshire. Four of the pitches in South Derbyshire are available for community use, with the pitch at Granville Academy the only one unavailable due to draining poorly.

At present, there are no World Rugby (WR) compliant 3G pitches in South Derbyshire, with the nearest pitch located at the University of Derby on the Kedleston Road Campus.

The audit only identifies dedicated, line marked pitches. For rugby union pitch dimension sizes please refer to Table 4.1 below.

Table 4.1: Summary of RFU recommended pitch sizes by age group

Age	Pitch type	Maximum Pitch Dimensions (Metres)
U7	Mini	20x12
U8	Mini	45x22
U9	Mini	60x30
U10	Mini	60x35
U11	Mini	60x43
U12	Mini	60x43
U13	Junior	90x60 (Girls 60x43)
U14-U18	Senior	100x70
Senior	Senior	Recommended run off area 5m. Minimum in-goal length 6m.

## SOUTH DERBYSHIRE PLAYING PITCH STRATEGY ASSESSMENT REPORT

Table 4.2: Supply of rugby union pitches in South Derbyshire

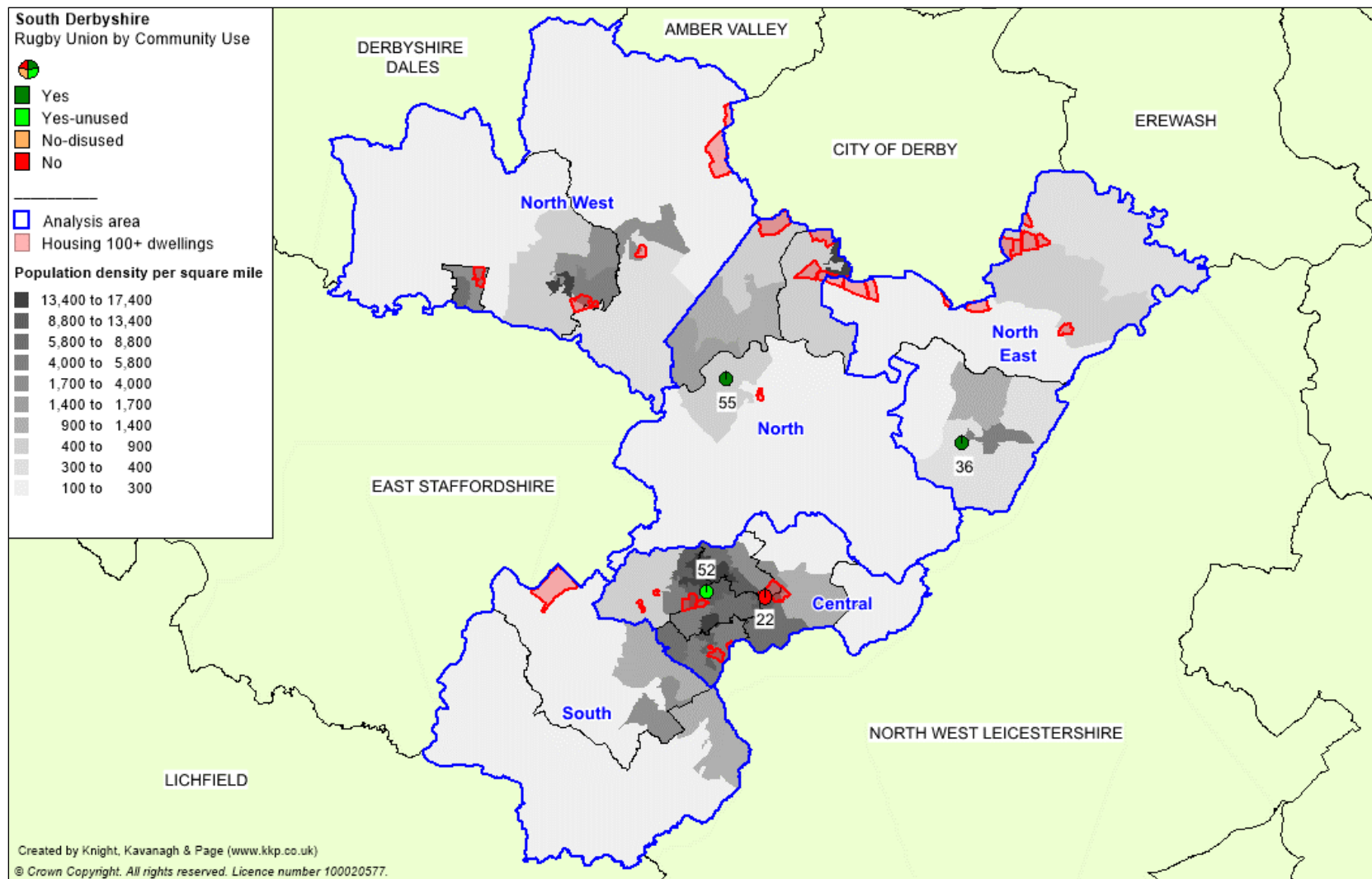
Analysis Area	Availability			Total
	Yes	Yes - unused	No	
North	1	-	-	1
North East	2	-	-	2
North West	-	-	-	-
Central	-	1	1	2
South	-	-	-	-
<b>Total</b>	<b>3</b>	<b>1</b>	<b>1</b>	<b>5</b>

Both the Central and North East Analysis Areas provide 40% of the natural turf rugby union pitches in South Derbyshire, with the remaining 20% located in the North Analysis Area. Neither the North West nor South areas have any rugby union pitch provision. The one pitch that is unavailable for community use is located in the Central Analysis Area. In practice, though the Central Area contributes 40% of pitches, one is unavailable and the other is unused, meaning the North East is the most prominent area for rugby union where 40% of pitches are located and both are used.

All 3G pitches are covered in greater detail in Part 7: Third Generation Artificial Pitches, as well as later in this section.

# SOUTH DERBYSHIRE PLAYING PITCH STRATEGY ASSESSMENT REPORT

Figure 4.1: Map of rugby union pitch provision within South Derbyshire



# SOUTH DERBYSHIRE PLAYING PITCH STRATEGY ASSESSMENT REPORT

---

## ***Future supply***

Melbourne RFC has aspirations to create an additional pitch at Melbourne Sports Park. There is land available parallel to the training pitch where a second small floodlit training area also exists, however the land is sloping and may not be sizable to accommodate a full sized senior pitch, though a junior pitch may be achievable.

## ***Ownership/management***

Melbourne RFC is considered to have security of tenure at Melbourne Sports Park. The Club is a member of Melbourne Sporting Partnership (MSP) which leases the site from the District Council. The lease agreement was signed in 2016 for a term of 25 years. The Partnership manages the site with member clubs providing representation to the Board. As one of the founding members of MSP, long-term tenure for Melbourne RFC is considered to be secure at the site.

The Club also exports demand to use pitches at Chellaston Academy in Derby, where it is also considered to have security of tenure through an agreed ten year community user agreement originally signed in 2014. The Club also occasionally uses the WR compliant 3G pitch at the University of Derby on occasion, whilst the Club is also considered a key club within the Local Rugby Partnership established for the new WR compliant pitch installed at Derby RFC.

## ***Pitch quality***

The criteria for assessing rugby pitch quality looks at two key elements; the maintenance programme and the level of drainage on each pitch. An overall quality based on both drainage and maintenance can then be generated.

The agreed rating for each pitch type also represents actions required to improve pitch quality. A breakdown of actions required based on the ratings can be seen below:

*Table 4.3: Definition of maintenance categories*

<b>Category</b>	<b>Definition</b>
M0	Action is significant improvements to maintenance programme
M1	Action is minor improvements to maintenance programme
M2	Action is no improvements to maintenance programme

*Table 4.4: Definition of drainage categories*

<b>Category</b>	<b>Definition</b>
D0	Action is pipe drainage system is needed on pitch
D1	Action is pipe drainage is needed on pitch
D2	Action is slit drainage is needed on pitch
D3	No action is needed on pitch drainage

## SOUTH DERBYSHIRE PLAYING PITCH STRATEGY ASSESSMENT REPORT

Table 4.5: Quality ratings based on maintenance and drainage scores

		Maintenance		
		Poor (M0)	Adequate (M1)	Good (M2)
Drainage	Natural Inadequate (D0)	Poor	Poor	Standard
	Natural Adequate (D1)	Poor	Standard	Good
	Pipe Drained (D2)	Standard	Standard	Good
	Pipe and Slit Drained (D3)	Standard	Good	Good

The majority of pitches available for community use are rated as poor quality (four pitches - 80%). The one remaining pitch at Repton School Sports Centre is considered to be good quality, with no pitches rated as standard.

Table 4.6: Summary of rugby union pitch quality in South Derbyshire

Analysis Area	Pitch quality		
	Good	Standard	Poor
North	1	-	-
North East	-	-	2
North West	-	-	-
Central	-	-	2
South	-	-	-
<b>Total</b>	<b>1</b>	<b>-</b>	<b>4</b>

Pitches located at Melbourne Sports Park are rated as poor quality, with the main issue being that the site drains poorly. When Melbourne Sports Partnership was established in 2015, plans were set out for each section of the overall site. Part of the plans for rugby union provision were based on the need for a good quality maintenance schedule and the installation of a dedicated drainage system. However, development of other parts of the site meant this work proved too costly at the time which has meant that the quality of the rugby union pitches has not improved.

It is hoped that in future the rugby union pitches will be given the improved maintenance and additional drainage required to significantly improve quality. Melbourne RFC, however, acknowledges that there is a need to firstly secure funding to pursue such development.

The table overleaf shows quality ratings for each of the sites in the District based on non-technical site assessment scores and club feedback.

## SOUTH DERBYSHIRE PLAYING PITCH STRATEGY ASSESSMENT REPORT

Table 4.7: Rugby union pitch quality ratings

Site ID	Site name	Analysis area	Management	Community use?	Pitch type	Non-technical assessment rating	Quality rating	Number of pitches	Comments
22	Granville Academy	Central	Education	No	Senior	M0/D0	Poor	1	One poor quality senior pitch which is used by the School. The pitch is not available for community use as it drains poorly.
36	Melbourne Sports Park	North East	Sports Club	Yes	Senior	M0/D0	Poor	2	Two poor quality senior pitches which both have drainage issues. The site is the home venue of Melbourne RFC. One of the pitches is floodlit but is not used for midweek training due to waterlogging.
52	The Pingle Academy	Central	Education	Yes – unused	Senior	M0/D1	Poor	1	A poor quality senior pitch which is available for community use but is unused. The pitch is used only by the School.
55	Repton School Sports Centre	North	Education	Yes - unused	Senior	M2/D1	Good	1	A good quality senior pitch which is available for community use. The pitch is used only by Repton School.



# SOUTH DERBYSHIRE PLAYING PITCH STRATEGY ASSESSMENT REPORT

## Ancillary facilities

Ancillary facilities at Melbourne Sports Park are considered to be good quality with the changing facilities, car parking and clubhouse facility having been built relatively recently in September 2016. Access to changing provision can be an issue during the peak period for senior teams when both rugby union and football teams are utilising the site. Original plans for the build were for eight changing rooms in total, however, six changing rooms, four to RFU specification and two to FA specification, were built due to financial constraints.

Though quality of parking provision is good, capacity is reported to be an issue at peak times and MSP feels that more parking capacity will be required as each member club continues to develop.

### 4.3: Demand

#### Competitive play

Melbourne RFC is the only community rugby union club based in South Derbyshire, providing a total of 16 teams. There are three senior teams, a boys' colts team (U18); six other junior teams (one of which are girls' teams) and seven mini squads (one an exclusive girls' team). Mini squads are typically mixed sex and often field several small sided teams playing a number of matches depending on availability and player numbers on match days.

Table 4.8: Summary of Melbourne RFC demand

Club	Analysis area	Number of rugby union teams (age groups)				
		Senior	Junior (13-17)		Mini (6-12)	Total
		Men (19+)	Boys	Girls		
Melbourne RFC	North East	3	5	1	7	16

Table 4.9: Summary of overall demand

Team play	No. of rugby union teams		
	Senior	Junior	Mini
Club leagues	3	1	-
Club friendlies/infrequent	-	5	7
University leagues	-	-	-
<b>Total</b>	<b>3</b>	<b>6</b>	<b>7</b>

#### Training

Though Melbourne RFC has a floodlit pitch which could be used to accommodate training demand, the Club reports that because it drains so poorly teams avoid using the pitch for midweek training. As an alternative, the Club utilises a small dedicated training area at the Southern end of the site which is floodlit. The Club occasionally uses the small sized 3G pitch at Melbourne Sports Park despite it not being registered as World Rugby compliant for training demand, in addition to two hours on the WR compliant 3G pitch located at Derby RFC. when grass pitches are unusable.

# SOUTH DERBYSHIRE PLAYING PITCH STRATEGY ASSESSMENT REPORT

## ***Touch rugby***

As an RFU affiliated club, Melbourne RFC actively seeks to encourage participation in rugby union including alternative offers to traditional club competition. To help do so, the Club hosts an O2 touch rugby session on the AGP at Repton School Sports Centre. Sessions throughout the winter months take place at this site due to the floodlighting and AGP availability. During the summer months these touch rugby sessions are moved to Melbourne Sports Park, taking place on either the rugby union pitches or dedicated training areas.

## ***Use of artificial pitches***

Nationally, clubs identify the use of 3G pitches for training as a method of protecting the match pitches and providing a high quality surface for full contact practice. Competitive play continues to take place on grass pitches for the most part, with ad hoc use of 3G pitches for fixtures in the case of unsuitable pitches due to waterlogging or frost. Further detail on use of 3G pitches can be found in Part 7: Third Generation Artificial Pitches.

In December 2015, the RFU announced plans to increase the supply of available World Rugby (WR) certified pitches across the country as part of its Investment Strategy. This is to be made up of 60 pitches on rugby club sites, with a further 40 pitches on other community based sites with usage agreements securing capacity for use by local rugby clubs and groups. The RFU believes increased investment into 3G pitches will allow it to sustain and grow participation in the game given increasing pressure on grass pitches, changing player expectations, competition from other sports investing in artificial pitches and changing weather conditions.

At present, there are no World Rugby (WR) compliant 3G pitches in South Derbyshire, with the nearest pitches located at the University of Derby and Derby RFC. The full sized compliant 3G pitch is at Derby RFC, of which construction has recently completed, was funded through the RFU Rugby 365 programme. Melbourne RFC is engaged with the Local Rugby Partnership which will manage the site regarding establishment of the usage programme and has secured future use of the pitch.

## ***Future demand***

Team generation rates are used below as the basis for calculating the number of teams likely to be generated in the future based on population growth up to 2028.

*Table 4.10: Team generation rates (District wide)*

Age group	Current population within age group	Current no. of teams	Team Generation Rate	Future population within age group (2028)	Predicted future number of teams	Additional teams that may be generated from the increased population
Senior Men's (19-45)	15,884	3	1:5295	19,045	3.6	0
Senior Women's (19-45)	16,475	0	1:0	19,754	0.0	0
Junior Boys (13-18)	3,730	5	1:746	4,472	6.0	1
Junior Girls (13-18)	3,425	1	1:3425	4,107	1.2	0
Mini rugby mixed (7-12)	7,115	7	1:1016	8,531	8.4	1

# **SOUTH DERBYSHIRE PLAYING PITCH STRATEGY ASSESSMENT REPORT**

---

When TGR's are applied District-wide the forecasted growth of one junior boys team and a mini team, both located in the North East Analysis Area is located solely in the North East Analysis Area.

It is important to note that TGRs are based exclusively on population figures and do not account for specific targeted development work within certain areas or focused towards certain groups, such as coaching activity within schools linking to local clubs or NGB aims as part of the Targeted Work Programmes.

This is not the sole focus of the RFU, which is actively exploring opportunities to assist with the transition between late junior years and senior rugby. This area has a strategic focus from the RFU and is being facilitated by encouraging casual play and midweek senior matches. The RFU recognises the traditional reduction in participation numbers at this time and it is hoped that by addressing the decrease and offering alternative match times then clubs may be able to retain a larger number of players.

## *Participation increases*

Future demand reported by Melbourne RFC indicates that the Club aspires to establish a senior women's team, which will utilise the Club's home venue for both matches and training. Other than this the Club does not indicate aspirations for the creation of other additional teams. The Club is looking at consolidating playing squads at both boys' colts and junior girls' levels to ensure that the Club can continue to put teams out at each age group in the future. It is envisioned that any increase in participation will be accommodated within existing playing squads.

## ***Unmet, latent and displaced demand***

Unmet demand is existing demand at clubs which is not able to access sufficient supply of pitches for match play or training. It is usually expressed, for example, where a team is already training but is unable to access a match pitch or where a league or club operates a waiting list.

Latent demand is demand that evidence suggests may be generated from the current population should they have access to more or better provision. No clubs in South Derbyshire report the existence of any unmet or latent demand.

Displaced demand refers to existing demand which is exported outside of the study area; whilst it also refers to any imported demand from neighbouring districts that accesses facilities within the South Derbyshire study area due to a lack of available facilities in other local authorities where such team or club is based. There is no identified imported demand in to South Derbyshire, however, five mini teams export demand to Derby City to access provision for match play, totalling 1.25 match equivalent sessions per week.

Two hours per week of training demand is displaced out of South Derbyshire to Derby RFC (Derby City), to access the new WR complaint 3G pitch as part of the RFU's Local Rugby Partnership. This demand is not factored in to Table 4.15 due to the agreement in place guaranteeing use of the pitch for the foreseeable future.

In practice there may be some South Derbyshire residents that are displaced from the District to represent clubs which are not based in the Area. Similarly, residents of neighbouring local authorities may also travel in to South Derbyshire to represent the District's only rugby union club, Melbourne RFC.

# SOUTH DERBYSHIRE PLAYING PITCH STRATEGY ASSESSMENT REPORT

---

## **Education**

Rugby union is traditionally a popular sport within independent schools; however, the RFU is also active in developing rugby union in local state schools through the All Schools programme launched in September 2012, which aims to increase the number of secondary state schools playing rugby union. These schools link to a local team of RFU rugby development officers (RDOs) which deliver coaching sessions and support schools to establish rugby union as part of the curricular and extracurricular programme.

Granville Academy and The Pingle Academy offer rugby union to pupils at both schools by merging squads together. Each school hosts a training session each week for pupils allowing participants at both schools access to high level of coaching.

With some demand from Melbourne RFC displaced to Chellaston Academy in Derby City, Melbourne RFC considers its relationship with the School to have helped harbour development of the mini and junior sections of the Club.

## **RFU priorities**

The RFU actively works with all affiliated clubs to support growth and development of both participation and facilities. Within South Derbyshire, all clubs are supported by an area RDO. The RFU identifies the following priorities for future development of the respective clubs.

*Table 4.11: Summary of RFU club priorities*

<b>Club</b>	<b>RFU priority</b>
Melbourne RFC	To sustain the current colts and girls' teams. Ensuring that the Club continues to have teams at each age group. A need to develop/improve the drainage at Melbourne Sports Park, as acknowledged by the NLD RFU Facility Plan as a priority investment.

In all instances where support for mini, junior and colts rugby union teams has been identified, the RFU and the respective clubs are exploring options to provide sessions and fixtures within local schools and community organisations to further aid development

## **Infrequent play**

The RFU has plans to encourage participants which have previously played rugby union to re-engage through participation as part of a more casual sporting offer. The league will provide opportunities for teams and players which are unable to play weekly or frequently for various reasons and will operate on an occasional basis. The league will also act as an entry point for newly created clubs and provide competitive opportunities.

# SOUTH DERBYSHIRE PLAYING PITCH STRATEGY ASSESSMENT REPORT

## 4.5: Capacity analysis

The capacity for pitches to regularly accommodate competitive play, training and other activity over a season is most often determined by quality. As a minimum, the quality, and therefore the capacity, of a pitch affect the playing experience and people's enjoyment of playing rugby. In extreme circumstances, it can result in the inability of the pitch to cater for all or certain types of play during peak and off-peak times. To enable an accurate supply and demand assessment of rugby pitches, the following assumptions are applied to site by site analysis:

All sites that are used for rugby union activity (regardless of whether this is secured community use) are included in the supply.

All competitive play takes place on senior sized pitches as there are no mini pitches in the District.

From U14 upwards, teams play 15 v15 and use a full pitch. Where mini pitches are not provided, mini (U7-12) teams play on half of a senior pitch i.e. two teams per senior pitch.

For senior and youth teams, the current level of play per week is set at 0.5 for each match played based on all teams operating on a traditional home and away basis (assumes half of matches will be played away). For mini teams, play per week is set at 0.25 for each match played across half of one senior pitch, based on all teams operating on a traditional home and away basis.

All male adult club league rugby takes place on a Saturday afternoon. U13-18 rugby generally takes place on a Sunday morning. Training that takes place on club pitches is reflected by the addition of team equivalents. Team equivalents have been calculated on the basis that 30 players (two teams) train on the pitch for 90 minutes (team equivalent of one) per night.

As a guide, the RFU has set a standard number of matches that each pitch should be able to accommodate. Capacity is based upon a basic assessment of the drainage system and maintenance programme ascertained through a combination of the quality assessment and the club survey as follows:

*Table 4.12: Pitch capacity (matches per week) based on quality assessments*

		Maintenance		
		Poor (M0)	Adequate (M1)	Good (M2)
Drainage	Natural Inadequate (D0)	0.5	1.5	2
	Natural Adequate or Pipe Drained (D1)	1.5	2	3
	Pipe Drained (D2)	1.75	2.5	3.25
	Pipe and Slit Drained (D3)	2	3	3.5

This guide should only be used as a very general measure of potential pitch capacity and does not account for specific circumstances at time of use and assumes average rainfall and an appropriate end of season rest and renovation programme.

The figures are based upon a pipe drained system at 5m centres that has been installed in the last eight years and a slit drained system at 1m centres completed in the last five years.

## SOUTH DERBYSHIRE PLAYING PITCH STRATEGY ASSESSMENT REPORT

Table 4.13: Rugby union provision and level of current use within South Derbyshire

Site ID	Site name	Analysis Area	Available for community use	Security of tenure	Pitch type	Quality rating	Number of pitches	Floodlit	Match equivalent sessions (per week)	Site capacity (sessions per week)	Capacity rating	Comments
22	Granville Academy	Central	No	<b>Unsecure</b>	Senior	M0/D0 (Poor)	1	No	1.5	0.5	1	A poor quality senior pitch which is not available for community use due to poor quality. The pitch is used by the School and is overplayed by one match equivalent session per week.
36	Melbourne Sports Park	North East	Yes	Secure	Senior	M0/D0 (Poor)	1	No	2.5	0.5	2	Main pitch which is overplayed by two match equivalent sessions per week, all Melbourne RFC match play demand.
					Senior	M0/D0 (Poor)	1	Yes	2.25	0.5	1.75	Floodlit second pitch but not used regularly for midweek training as intended. The pitch has a significant drainage issue meaning that it is often unusable for training. The pitch is overplayed by 1.75 match equivalent sessions.
52	The Pingle Academy	Central	Yes – unused	<b>Unsecure</b>	Senior	M0/D1 (Poor)	1	No	1.5	1.5	-	A poor quality senior pitch which is available for community use but is unused. The pitch is used by the School and is considered to be used to capacity.
55	Repton School Sports Centre	North	Yes	<b>Unsecure</b>	Senior	M2/D1 (Good)	1	No	3	3	-	One good quality senior pitch which is used by the School. The pitch is at capacity due to accommodating all of the School's rugby union demand.

Most junior play takes place on adult pitches and this has been added where applicable to calculate the actual play on sites. Match equivalent sessions per week for training sessions taking place on match pitches have also been added.

# SOUTH DERBYSHIRE PLAYING PITCH STRATEGY ASSESSMENT REPORT

---

## ***Actual spare capacity***

The next step is to ascertain whether or not any identified 'potential capacity' can be deemed 'actual capacity'. There may be situations where, although a site is highlighted as potentially able to accommodate some additional play, this should not be recorded as spare capacity against the site. For example, a site may be managed to regularly operate slightly below full capacity to ensure that it can cater for a number of regular friendly matches and activities that take place but are difficult to quantify on a weekly basis.

Pitches located at education sites which are available for community use but are currently unused are not considered to have actual spare capacity as security of use cannot be formally evidenced as guaranteed.

## ***The peak period***

In order to fully establish actual spare capacity, the peak period needs to be established. Peak time for senior rugby union matches is Saturday afternoons and is considered such within the subsequent analysis, although junior and mini teams play on senior pitches on Sunday mornings.

There are no sites in South Derbyshire which display potential capacity for additional demand. A key factor in this is the low carrying capacity of the majority of the pitches due to poor pitch quality.

## ***Overplay***

Three pitches across two sites are overplayed, totalling 4.75 match equivalent sessions per week.

*Table 4.14: Overplay summary (pitches used by community teams)*

Site ID	Site name	Analysis area	Overplay (match equivalent sessions per week)
22	Granville Academy	Central	1
36	Melbourne Sports Park	North East	3.75
		<b>Total</b>	<b>4.75</b>

The majority of overplay in South Derbyshire derives from Melbourne Sports Park, home venue of Melbourne RFC, with both pitches on this site being overplayed. This is despite no midweek training taking place on match pitches such as the floodlit training pitch, which would otherwise exacerbate the total extent of overplay.



# SOUTH DERBYSHIRE PLAYING PITCH STRATEGY ASSESSMENT REPORT

## 4.4: Supply and demand analysis

Having considered supply and demand, the table below identifies the overall spare capacity in each of the analysis areas for senior rugby union pitches based on match equivalent sessions per week. Future demand is based on both team generation rates (TGRs) which are driven by population increases, as well as reported club development plans. Displaced demand is also considered as in the future that demand may wish to return to the District.

*Table 4.15: Summary of supply and demand balance on senior rugby union pitches*

Analysis area	Actual spare capacity <sup>23</sup>	Demand (match equivalent sessions)				
		Overplay	Current total	Future demand	Displaced demand	Future total
North	-	-	-	-	-	-
North East	-	3.75	3.75	1.25	1.25	6.25
North West	-	-	-	-	-	-
Central	-	1	1	-	-	1
South	-	-	-	-	-	-
<b>Total</b>	-	<b>4.75</b>	<b>4.75</b>	<b>1.25</b>	<b>1.25</b>	<b>7.25</b>

Overall there is a requirement for 4.75 additional match equivalent sessions per week on senior rugby union pitches to meet current demand. This is further exacerbated when considering future demand and re-accommodating exported demand from existing clubs, increasing the requirement to 7.25 match equivalent sessions per week to meet both current and future demand.

## 4.5: Conclusion

The requirement for additional match equivalent sessions per week and accumulated overplay on senior pitches across rugby union sites can be attributed to the low carrying capacity of pitches in the District due to poor pitch quality. Pitches draining poorly has not only a primary effect on water retention making them unusable, but also has a secondary impact of limiting the amount of time able to be spent on required maintenance because equipment is unable to be used on the areas of need. As none of the teams from Melbourne RFC currently train on match pitches, training demand does not contribute majorly to the level of overplay.

<sup>23</sup> In match equivalent sessions per week

# SOUTH DERBYSHIRE PLAYING PITCH STRATEGY ASSESSMENT REPORT

---

## Rugby union summary

- ◀ **Current supply is not sufficient to cater for the level of demand expressed in South Derbyshire at present, totalling a need for a further 4.75 match equivalent sessions on senior pitches. This is further exacerbated to create a future requirement for 7.25 match equivalent sessions.**
- ◀ In total, there are five rugby union pitches in South Derbyshire across four sites, all of which are senior sized. There are no dedicated mini or junior pitches. Four of the five pitches are available for community use in some capacity.
- ◀ At present, there is no World Rugby compliant 3G pitch in South Derbyshire, with the nearest being located at the University of Derby Kedleston Road campus and Derby RFC. Melbourne RFC does access the latter site as a key club in the Local Rugby Partnership guaranteeing use of the pitch for the foreseeable future.
- ◀ Both the Central and North East analysis areas have 40% of the supply of natural turf rugby union provision, with the remaining 20% being located in the North Analysis Area. Neither the North West nor South areas have any supply.
- ◀ The majority of pitches available for community use are rated as poor quality (four pitches or 80%). The remaining pitch is rated as good quality.
- ◀ There is only one rugby union club in South Derbyshire, Melbourne RFC, providing 16 teams.
- ◀ Melbourne RFC is considered to have security of tenure via a lease agreement that Melbourne Sports Partnership has from the Council.
- ◀ None of the Club's training demand takes place on match pitches due to the poor drainage of the floodlit pitch. As an alternative the Club utilises a dedicated floodlit training area for midweek training.
- ◀ Ancillary facilities at Melbourne Sports Park are considered to be good quality although there is an issue with the amount of parking available on site.
- ◀ TGRs when applied on an Analysis Area basis forecast the growth of one junior boys' team and a mini team, both located in the North East Analysis Area.
- ◀ There are three pitches across two sites which are overplayed totalling 4.75 match equivalent sessions.

# SOUTH DERBYSHIRE PLAYING PITCH STRATEGY ASSESSMENT REPORT

## PART 5: HOCKEY

### 5.1: Introduction

Hockey in England is governed by England Hockey (EH) and is administered locally by the Derbyshire Hockey Association.

Competitive league hockey matches and training can only be played on sand filled, sand dressed or water based artificial grass pitches (AGPs). Although competitive, adult and junior club training cannot take place on third generation turf pitches (3G), 40mm pitches may be suitable for introductory level hockey, such as school curriculum low level hockey. EH's Artificial Grass Playing Surface Policy details suitability of surface type for varying levels of hockey, as shown below.

*Table 5.1: England Hockey guidelines on artificial surface types suitable for hockey*

Category	Surface	Playing Level	Playing Level
England Hockey Category 1	Water surface approved within the FIH Global/National Parameters	<b>Essential</b> International Hockey - Training and matches	<b>Desirable</b> Domestic National Premier competition Higher levels of EH Player Pathway Performance Centres and upwards England
England Hockey Category 2	Sand dressed surfaces within the FIH National Parameter	<b>Essential</b> Domestic National Premier competition Higher levels of player pathway: Academy Centres and Upwards	<b>Desirable</b> All adult and junior League Hockey Intermediate or advanced School Hockey EH competitions for clubs and schools (excluding domestic national league)
England Hockey Category 3	Sand based surfaces within the FIH National Parameter	<b>Essential</b> All adult and junior club training and league Hockey EH competitions for clubs and schools Intermediate or advanced schools hockey	<b>Desirable</b>
England Hockey Category 4	All 3G surfaces	<b>Essential</b> None	<b>Desirable</b> Lower level hockey (Introductory level) when no category 1-3 surface is available.

# **SOUTH DERBYSHIRE PLAYING PITCH STRATEGY ASSESSMENT REPORT**

---

For senior teams, a full sized pitch for competitive matches must measure at least 91.4 x 55 metres excluding surrounding run off areas which must be a minimum of two metres at the sides & three metres at the ends. England Hockey preference is for four metre side and five metre end run offs, with a preferred overall area of 101.4 x 63 metres though a minimum overall area of 97.4 x 59 metres is accepted.

It is considered that a hockey pitch can accommodate a maximum of four matches on one day (peak time) provided that the pitch has floodlighting. Training is generally midweek and requires access to a pitch and floodlights.

## ***Club consultation***

Repton HC is the only hockey club based in South Derbyshire and was consulted by telephone in order to inform this section of the report, representing a 100% club response rate.

## **5.2: Supply**

There are currently two full sized, floodlit, community available hockey suitable AGPs in South Derbyshire, of which one is sand based and the other water based. It should be noted that the sand dressed AGP is marked as a full sized hockey pitch, whereas, the full sized water based AGP is marked as two junior pitches.

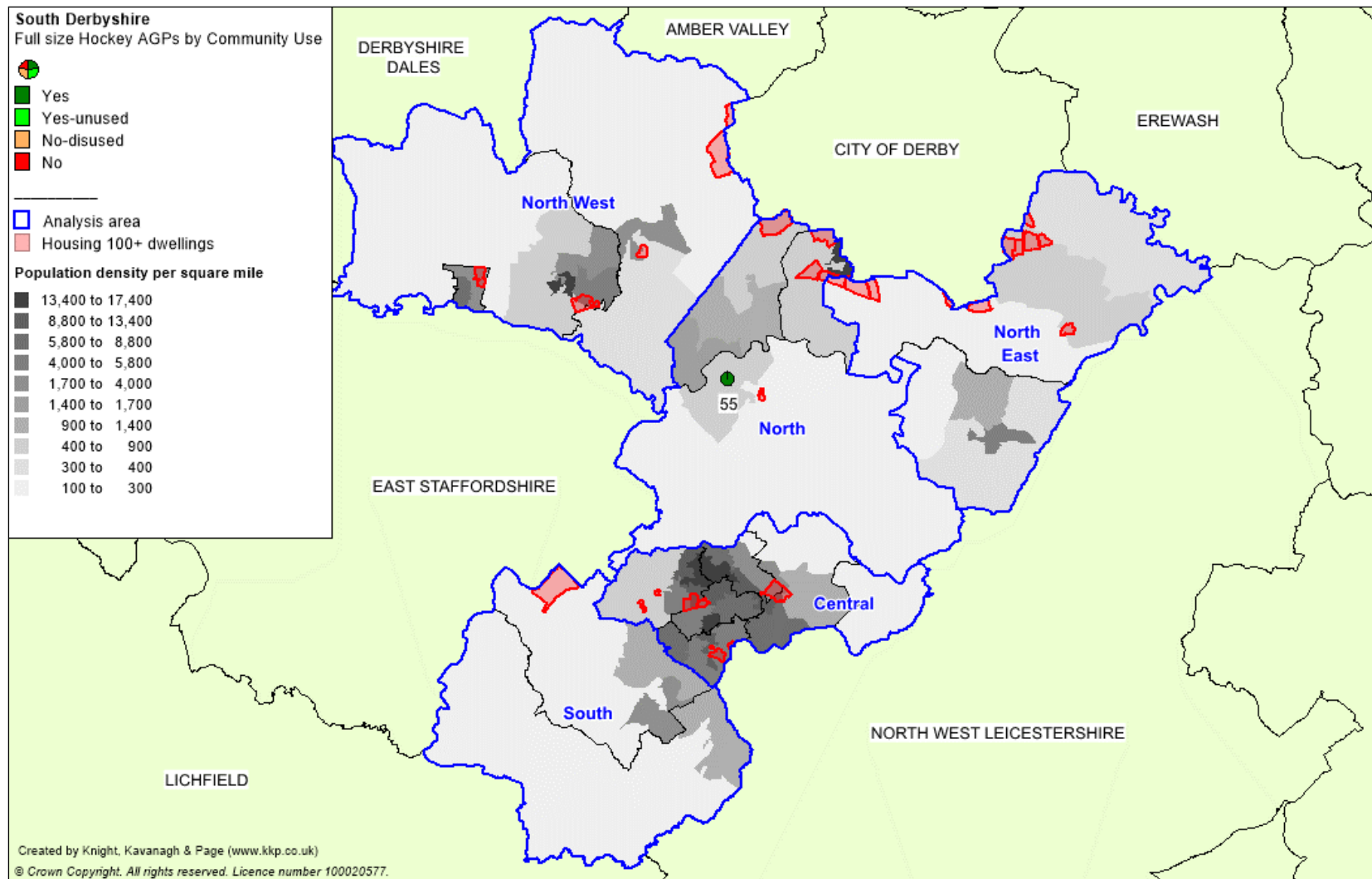
Furthermore, there are two small sized hockey suitable AGPs which are available for community use, one each in the North and North West Analysis Areas, these are located at Foremarke Hall Repton Preparatory School and Bloomfield Close, Hilton (Black Lane Recreation Ground), respectively. Though too small to host competitive matches and senior training, smaller sized AGPs may be able to accommodate some junior or school training or curriculum use.

## ***Future supply***

England Hockey reports that Repton School has significant aspirations regarding facilities development. The School is one of the most reputable and well-known schools in the country for hockey and has had significant, sustained success nationally in schools competitions. It is reported that the School would consider developing a third AGP and has aspirations to develop an indoor hockey centre to accommodate a full sized indoor hockey pitch also able to be used for netball.

# SOUTH DERBYSHIRE PLAYING PITCH STRATEGY ASSESSMENT REPORT

Figure 5.1: Map of hockey suitable AGPs within South Derbyshire



# SOUTH DERBYSHIRE PLAYING PITCH STRATEGY ASSESSMENT REPORT

Table 5.2: Hockey suitable AGPs by location (including club users)

Site ID	Site	Analysis area	Floodlit?	Surface	Dimensions (metres)	Home site for
55	Repton School Sports Centre	North	Yes	Sand dressed	96 x 56	Repton HC
				Water based	82 x 52 82 x 52	

As mentioned the water based pitch at Repton School Sports Centre is larger than a regular full sized hockey suitable AGP measuring 108 x 88 metres. Repton HC states the pitch can be used as two smaller AGPs to offer greater space for training.

## Quality

Table 5.3: Summary of full size hockey AGP quality in South Derbyshire

Site ID	Site	Number of AGPs	Surface	Quality	Year built (refurbished)
55	Repton School Sports Centre	1	Sand dressed	Standard	2002
		1	Water based	Standard	1993 (2005)

The two full sized hockey suitable AGPs are both rated as standard quality. It is considered that the carpet of an AGP usually lasts for approximately 10 years (depending on levels of use), though its lifespan can be prolonged in some cases where maintenance is of particularly high quality and rigor. This is evident with both pitches at Repton School Sports Centre which have received dedicated levels of maintenance by the School which has meant they are still standard quality even though they have both surpassed their lifespan.

## Ownership/management

Repton School owns and manages both full sized hockey suitable AGPs in South Derbyshire. Repton HC has unsecure tenure at the site as no formal community use agreement is in place, however, the Club is closely linked to the School and in practice it reports no issues regarding its current arrangement.

## Ancillary provision

Access to ancillary facilities at school sites can often be restricted for security reasons where changing rooms are located in the main school building or where there is a lack of staffing to open and manage access.

Repton HC reports similar issues accessing changing facilities at Repton School Sports Centre. As it is a boarding school, there are often pupils still onsite when the Club is using the pitches, especially during the weekend. This in turn can affect if players can readily access changing facilities due to safe guarding issues.

# SOUTH DERBYSHIRE PLAYING PITCH STRATEGY ASSESSMENT REPORT

## 5.3: Demand

Repton HC has 17 teams as summarised in the table below, all of which play and train in South Derbyshire. The Club has a total of approximately 60 members at present and has seen substantial growth, partly a result of its successful Back to Hockey sessions.

Table 5.4: Summary of teams playing in South Derbyshire

Name of club	Men's	Women's	Mixed	Juniors	Members
Repton HC	1	1	1	14	320

The Club reports it has 50 senior men's, 50 senior women's and 220 junior members, which is split evenly between boys and girls.

Repton HC reports it is a relatively new club having only been established in 2016. Since its formation it has steadily grown in membership with an increase of two senior teams, U10s and U12s within the previous year. The Club was formed from activity at Repton School which plays a substantial amount of curricular and extracurricular hockey. As a result, a considerable number of the Clubs players are students at the School.

### ***EH Player Pathway***

The Player Pathway (PP) is the junior talent development pathway. It encompasses the whole of the hockey landscape which includes club and school activity as well as the PP Development Centres (DCs). The purpose of the PP is to provide development opportunities for young people, which is fair, equitable and consistent. It is to ensure that a suitable level of coaching and competition is offered for people at the appropriate stage of their development and to maximise the chance they have of fulfilling their potential whether that potential is as a club or International player, coach or official. The PP can be accessed by playing at school, a local club or attending one of the local centres. There is one entry point into the PP centres which is at DC level. The first time a player accesses the player pathway they must enter at DC level.

### ***Development Centres (DCs) and Academy Centres (ACs)***

DCs and ACs are local training centres for the U13 to U17 age groups. DCs are open to any hockey player who has been nominated by their club, school or coach, with ACs open to any player who has been nominated by a DC coach. After attending a DC, a AC is the next step on the player pathway. Included in the DCs/ACs are Goalkeeper (GK) Academies, which provide specific coaching sessions for goalkeepers. The nearest DCs to South Derbyshire are at Shobnall Leisure Complex (East Staffordshire), Belper Meadows (Amber Valley) and Buxton Community School (High Peak).

### ***Displaced demand***

Displaced or exported demand refers to South Derbyshire registered teams that are currently accessing pitches outside of the local authority for home fixtures, normally because their pitch requirements cannot be met. This is usually because of pitch supply, in some cases quality issues or stipulated league requirements for access to certain facilities. In the same manner, imported demand refers to that displaced from other local authorities into South Derbyshire based on the same reasoning.



# SOUTH DERBYSHIRE PLAYING PITCH STRATEGY ASSESSMENT REPORT

## ***Latent demand***

Latent demand is demand that evidence suggests may be generated from the current population should they have access to more or better provision. Repton HC did not explicitly identify any latent demand in the South Derbyshire.

## ***Future demand***

Team generation rates (TGRs) are used below as the basis for calculating the number of teams likely to be generated in the future based on population growth. Due to their age boundary the boys and girls U18s teams have been classified under Senior Men's (16-55) and Senior Women's (16-55). Additionally, the single mixed team has not been represented in the table below as participants for this team are formed from current senior teams, such as senior men's and senior women's.

*Table 5.5: Team generation rates (applied District wide)*

Age group	Current population within age group	Current no. of teams	Team generation rate	Future population within age group (2028) <sup>24</sup>	Predicted future number of teams	Additional teams that may be generated from the increased population
Senior Men's (16-55)	25,396	2	1:12,698	24,596	1.9	0
Senior Women's (16-55)	26,009	2	1:13,005	25,420	2.0	0
Junior Boys (11-15)	2,943	6	1:491	3,633	7.4	1
Junior Girls (11-15)	2,715	6	1:453	3,438	7.6	1

Team generation rates based exclusively on future population change, applied District wide, forecast two new additional teams to be generated, one each at the Junior Boys and Junior Girls. When applied on an Analysis Area basis both these teams are projected to be located in the North area.

Team generation rates (TGRs) are based exclusively on future population forecasts and do not account for societal factors or changes in the way people may wish to play sport. Similarly, TGRs cannot account for specific targeted development work within certain areas or focused towards certain groups, such as NGB initiatives or coaching within schools. For example, nationally, since 2012, hockey has seen a 65% increase in juniors taking up the sport within the club environment. This increase is expected to continue across all age groups in the future, especially given the success of Great Britain's women's team in the 2016 Rio Olympics and the anticipated legacy impact.

Though there remains a desire from EH to increase participation within the club/league based game, not all future demand may be realised entirely as new formalised teams playing at peak time. Some clubs may decide to offer pay and play opportunities to participants or offer small sided formats such in a bid to increase participation and club memberships by providing a different hockey offer.

<sup>24</sup> TGRs are based on population forecasts to 2028 which is in line with Local Plan timeframe.

## **SOUTH DERBYSHIRE PLAYING PITCH STRATEGY ASSESSMENT REPORT**

---

Increased demand from new participants will lead to a requirement for increased capacity on available AGPs at peak time, but also midweek and on Sundays to deliver other formats of hockey activity. At present, it is not necessarily clear as to what format this may take or when it is likely to take place, however, it is clear that there will be a requirement for access to increased capacity on AGPs across the District. This should be considered when assessing demand for AGPs in the future, as not only will they be needed for peak match play times and midweek training to accommodate increased participation within the formalised hockey environment, but also throughout the week and at non-peak times to offer wider opportunities for play.

### *Participation increases*

Repton HC states it plans to increase the number of senior women's and men's teams by one each and increase the number of junior boys and junior girls teams by two teams each, totalling a potential increase of six teams. It plans to attract the relevant members needed for this growth through word of mouth and success in competitions.

## SOUTH DERBYSHIRE PLAYING PITCH STRATEGY ASSESSMENT REPORT

### Availability and usage

Sport England's Facilities Planning Model (FPM) applies an overall peak period for AGPs of 34 hours per week (Monday to Thursday 17:00-21:00; Friday 17:00-19:00; Saturday and Sunday 09:00-17:00). Using this calculation, South Derbyshire does not have any full sized hockey suitable AGPs which are fully available within the peak period. The two pitches at Repton School Sports Centre are each available for 25.5 hours. This is due to the pitches usage prioritised for curriculum and extra curriculum activities.

Table 5.6: Usage of hockey suitable AGPs (available for community use)

Site ID	Site	Number of AGPs	Floodlit	Analysis Area	Community use hours in the peak period (per AGP)	Clubs/groups using the pitch (teams)	Midweek/training capacity	Match capacity	Comments
55	Repton School Sports Centre	1 - sand dressed	Yes	North	Weekdays:13 hours Weekend: 12.5 hours Total: 25.5 hours	Repton HC - (3) Saturday Repton HC - (14) Sunday	Available to be used for training if required. No other community use.	<p><b>Saturday:</b> Senior men's and women's competitive fixtures are played on Saturdays and have to take place before 1pm or after 4.30pm due to school usage in between. Due to Repton School having priority access to the pitches there is limited additional capacity for matches on a Saturday.</p> <p><b>Sunday:</b> Junior and mixed teams play in regional tournaments on a Sunday. If no tournaments are taking place the junior teams train or play friendly matches.</p>	Both pitches are solely used by Repton HC for all its competitive and training demand, however, the Club's demand has to fit around Repton School's activities.
		1 - water based			Weekdays:13 hours Weekend: 12.5 hours Total: 25.5 hours				

# **SOUTH DERBYSHIRE PLAYING PITCH STRATEGY ASSESSMENT REPORT**

---

## ***Peak time demand***

Most hockey teams in South Derbyshire currently play on a Sunday, therefore this is considered to be the peak time for use of AGPs for competitive play. This is due to the fact Repton HC hosts 12 junior teams which all regularly play at this time period. In contrast the Club only has three senior teams which play on Saturdays. Though this represents the peak time for match play use, use for midweek training is also significant.

## **5.4: Supply and demand analysis**

Based on 14 junior teams from South Derbyshire requiring a pitch at peak time (Sunday), there is a requirement for two (rounded up from 1.75) full size, floodlit, hockey suitable AGPs based on teams playing home and away and based on a floodlit AGP being able to accommodate a maximum of four matches (eight teams) on one day. This remains the same when accounting for the two additional junior teams forecasted from TGRs. For senior hockey, the requirement for pitches is likely to be less given that there are fewer teams and given that matches generally take place on a Saturday. Therefore, current supply of hockey suitable AGPs are considered sufficient to accommodate the current level of hockey at both peak time and midweek training demand.

One full sized AGP suitable for hockey at Repton School Sports Centre is considered to have spare capacity to accommodate additional use at the weekend. The sand dressed pitch is used to capacity at peak time (Sunday) whereas the water based pitch has capacity to accommodate additional match play.

## **5.5: Conclusion**

The current supply of hockey suitable AGPs is considered sufficient to accommodate the current level of hockey demand for both at peak time and training requirements. Through greater use of the second AGP onsite, there is also considered to be sufficient capacity available to accommodate Repton HC aspirations for growth. However, both AGPs are in excess of the recommended surface lifespan and should be considered for resurfacing in the short-term subject to condition for match play. Loss of use of one or both AGPs would have negatively impact both Club and School participation and with no other full sized AGPs in the District, should this happen demand would have nowhere to play or be forced to seek access to facilities outside of the District.

Whilst capacity and facilities exist in principle to be able to service club demand both present and in future, there is a key need to formally secure future use of the site for the Club amidst priority School use in order for the two to continue to work and grow hockey participation together. The relationship between Club and School is very important to sustain, both with regards to access to facilities and the School acting as a key signpost to the Club which has subsequently seen junior growth accelerate.

## **SOUTH DERBYSHIRE PLAYING PITCH STRATEGY ASSESSMENT REPORT**

---

### **Hockey summary**

- ◀ **The current supply of hockey suitable AGPs is considered sufficient to accommodate the current level of hockey demand for both at peak time and training requirements. Through greater use of the second AGP onsite, there is also considered to be sufficient capacity available to accommodate Repton HC aspirations for growth.**
- ◀ **Both AGPs are in excess of the recommended surface lifespan and should be considered for resurfacing in the short-term subject to condition for match play.**
- ◀ **There is a key need to formally secure future use of the site for the Club amidst priority School use in order for the two to continue to work and grow hockey participation together. The relationship between Club and School is very important to sustain, both with regards to access to facilities and the School acting as a key signpost to the Club which has subsequently seen junior growth accelerate.**
- ◀ There are currently two full sized, floodlit, community available hockey suitable AGPs in South Derbyshire, of which one is sand based and the other water based. It should be noted that the sand dressed AGP is marked as a full sized hockey pitch, whereas, the full sized water based AGP is marked as two junior pitches.
- ◀ There are two small sized hockey suitable AGPs which are available for community use, one each in the North and North West Analysis Areas, these are located at Foremarke Hall Repton Preparatory School and Bloomfield Close, Hilton (Black Lane Recreation Ground), respectively.
- ◀ Team generation rates based exclusively on future population change, applied District wide, forecast two new additional teams to be generated, one each at the Junior Boys and Junior Girls. When applied on an Analysis Area basis both these teams are projected to be located in the North area.
- ◀ Repton School owns and manages both full sized hockey suitable AGPs in South Derbyshire. Repton HC has unsecure tenure at the site as no formal community use agreement is in place, however, the Club is closely linked to the School and in practice it reports no issues regarding its current arrangement.
- ◀ Repton HC has 17 teams and around 302 members in total, all of which play and train in South Derbyshire.

# SOUTH DERBYSHIRE PLAYING PITCH STRATEGY ASSESSMENT REPORT

## PART 6: THIRD GENERATION ARTIFICIAL GRASS PITCHES (3G PITCHES)

### 6.1: Introduction

There are several surface types that fall into the category of artificial grass pitch (AGP). The three main groups are rubber crumb (also known as third generation turf or 3G), sand based (filled or dressed) and water based.

*Table 6.1: AGP type and sport suitability*

Surface	Category	Comments
Rubber crumb	Long Pile 3G (60mm with shock pad)	Rugby surface – must comply with World Rugby type 22 and/or RFL Community Standard, requires a minimum of 60mm pile.
Rubber crumb	Medium Pile 3G (55-60mm)	Preferred football surface. Suitable for non-contact rugby union/league practice or play.
Rubber crumb	Short Pile 3G (40mm)	Acceptable surface for some competitive football.
Sand	Sand Filled	Competitive hockey and football training.
Sand	Sand Dressed	Preferred hockey surface and suitable for football training.
Water	Water based	Preferred hockey surface and suitable for football training if irrigated.

England Hockey's Artificial Grass Playing Surface Policy (June 2016) advises that 3G pitches should not be used for hockey matches or training and that they can only be used for lower level hockey (introductory level) when no sand-based or water-based AGPs are available.

Competitive football can take place on 3G surfaces that have been FA or FIFA certified and a growing number of 3G pitches are now used for competitive match play at mini soccer and youth level. The recommended FA dimensions for a full sized 3G pitch are 100x64 metres with additional run off areas of three metres required on each side. Minimum playing area dimensions to meet performance standard criteria for competitive football are 90x45 metres (or 100x64 metres for FIFA sanctioned international matches), with additional run off areas of three metres required on each side. FIFA 3G pitch certification is required to host competitive adult match play at Step 3 and below, whilst for teams playing at Steps 1 or 2 pitches are required to have FIFA Pro standard certification, further information on which is included later in the section. Football training can take place on sand and water based surfaces but is not the preferred option.

World Rugby produced the 'Performance Specification for Artificial Grass Pitches for Rugby', more commonly known as 'Regulation 22' that provides the necessary technical detail to produce pitch systems that are appropriate for rugby. The artificial surface standards identified in Regulation 22 allows matches to be played on surfaces that meet the standard. Full contact activity, including tackling, rucking, mauling and lineouts can take place. All full sized World Rugby compliant 3G pitches feature on the RFU register, including expiry dates of certification<sup>25</sup>. Upon registration, World Rugby compliancy is valid for two years before renewal and retesting is required.

<sup>25</sup><http://www.englandrugby.com/governance/club-support/facilities-kit-and-equipment/artificial-surfaces/artificial-grass-pitches>

# SOUTH DERBYSHIRE PLAYING PITCH STRATEGY ASSESSMENT REPORT

---

Competitive rugby league play and contact practice is permitted to take place on 3G pitches which are deemed by the RFL to meet its Performance Standard for Synthetic Turf Pitches. Pitches fall under two categories; community club pitches which require retesting every two years and elite stadia pitches which require an annual retest. Much of the criteria within the RFL performance standard test also forms part of the World Rugby test, consequently World Rugby certified 3G pitches are considered by the RFL to be able to meet rugby league requirements and are deemed suitable for rugby league use subject to passing an additional exclusive RFL performance standard test.

Many test contractors are able to offer reduced rates through efficiency savings to carry out multiple performance tests in the same session, therefore providers seeking 3G pitch compliancy for a number of sports would be recommended to consider this opportunity.

## 6.2: Supply

For the purposes of the PPS, full sized 3G pitches are considered as meeting minimum dimension criteria for adult football (90x45 metres not including run off areas). It should be noted that within other external documentation, the FA typically refers to 3G pitches as 3G Football Turf Pitches (FTP).

There are two full sized 3G pitches in South Derbyshire, both of which have floodlighting and are available for community use. These are split between the North West and Central Analysis Areas. Additionally, there is one small sized 3G pitch at Melbourne Sport Park (North East Area) which is also floodlit and available for community use. There is no full sized or smaller sized 3G provision servicing the North or South Analysis Areas.

The two full sized 3G pitches at John Port Spencer Academy (Etwall Leisure Centre) and The Pingle Academy are FIFA and FA certified respectively, therefore are both compliant for use for competitive matches. The small sized pitch at Melbourne Sports Park is also FA certified<sup>26</sup>.

The Pingle Academy has had FA certification temporarily extended until the end of the 2017/18 in light of a pending Football Foundation application for funding for refurbishment. The decision is to be known in April, with resurfacing planned for summer 2018 if the application is successful.

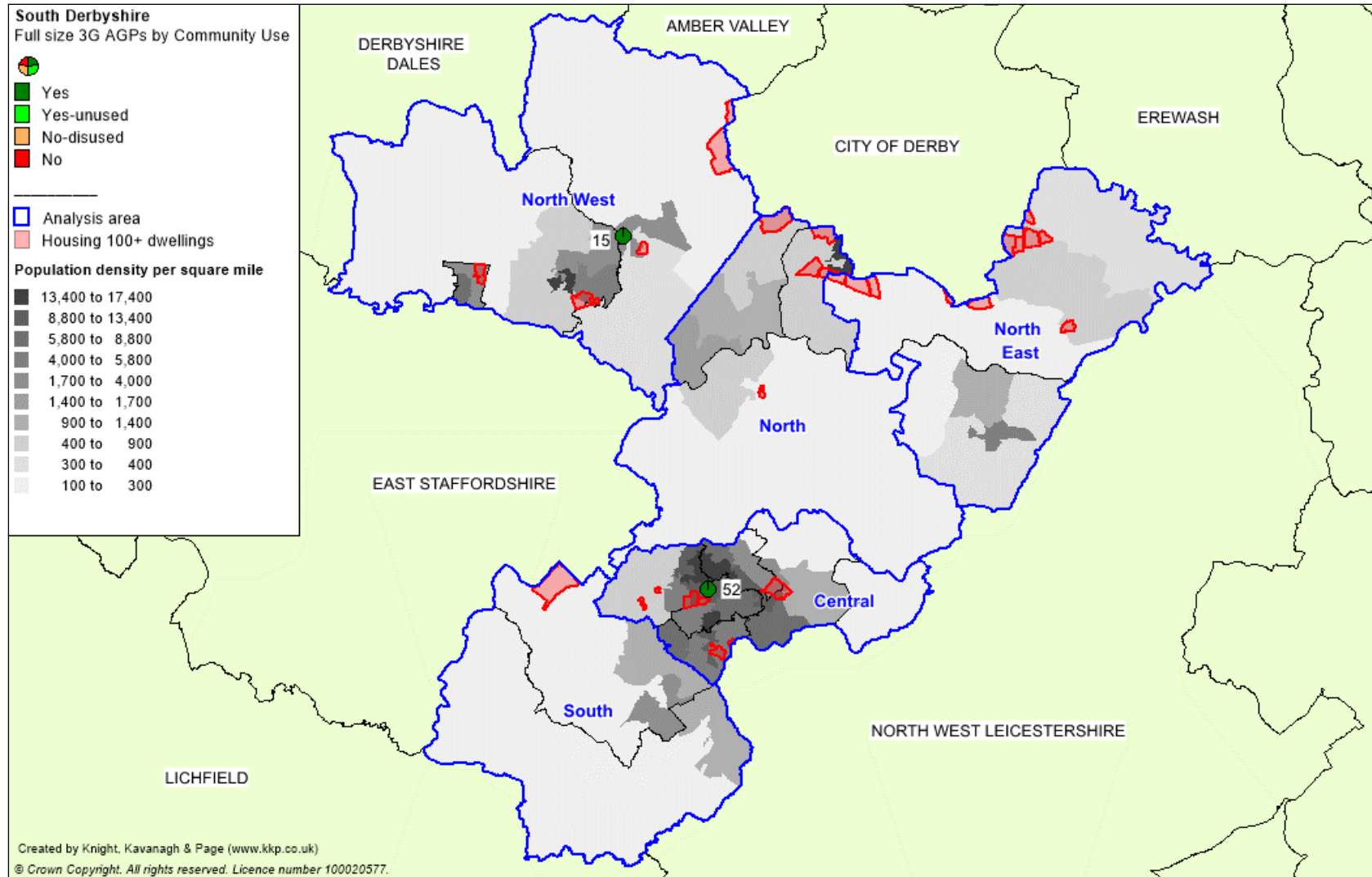
---

<sup>26</sup> Renewal due 23/11/19



# SOUTH DERBYSHIRE PLAYING PITCH STRATEGY ASSESSMENT REPORT

Figure 6.1: Map of full sized 3G pitches within South Derbyshire



## SOUTH DERBYSHIRE PLAYING PITCH STRATEGY ASSESSMENT REPORT

Table 6 .2: Full sized 3G pitches in South Derbyshire

Site ID	Site name	Management	Analysis area	Floodlit?	Dimensions <sup>27</sup> (metres)	Certification	Renewal date
15	John Port Spencer Academy (Etwall Leisure Centre)	School/ Commercial	North West	Yes	107x71	FIFA	29/9/2019
52	The Pingle Academy	School	Central	Yes	105x70	FA	13/9/2017 <sup>28</sup>

<sup>27</sup> Excluding run off areas. FA/FIFA Performance Standard Testing Criteria requires 3m run off areas in each direction. Some pitches of or close to minimum dimensions though compliant may not be considered to be of sufficient size to accommodate adult football matches.

<sup>28</sup> Granted temporary retention on the FA register for the 2017/18 awaiting outcome of funding application for resurfacing.

# SOUTH DERBYSHIRE PLAYING PITCH STRATEGY ASSESSMENT REPORT

## ***Future plans for provision***

Though full sized 3G pitches are considered those which meet FA minimum pitch dimensions, it is recommended that any new 3G pitches built in future should meet FA recommended pitch dimensions so to ensure suitability for all formats of football and maximise opportunities for use.

*Table 6.3: FA recommended 3G pitch sizes*

Age group	Playing format	Recommended pitch dimensions (metres excluding run offs)	Recommended pitch dimensions (metres including run offs)
Mini-Soccer U7/U8	5v5	37x27	43x33
Mini-Soccer U9/U10	7v7	55x37	61x43
Youth U11/U12	9v9	73x46	79x52
Youth U13/U14	11v11	82x50	88x56
Youth U15/U16	11v11	91x55	97x61
Youth U17/U18	11v11	100x64	106x70
Over 18/Adult	11v11	100x64	106x70

## ***Current proposals***

As detailed in Part 2: Football, there are proposals to build on The Moat Ground and for the stadium to be reprovided, potential at land identified West of Bridge Street. In addition to plans to reprovide the current facilities, resident club Gresley FC has aspirations for the proposed new site to also accommodate a full sized 3G pitch.

Similarly, Derbyshire County FA reports that it has held initial discussions with Newhall FC which has shown early stage consideration towards relocation from its existing site on Oversetts Road.

Granville Academy (Central Area) is part of the priority schools programme and will be subject to the development of new facilities onsite. The site offers potential for a full sized 3G pitch and pre-application plans have looked to retain an area where this could be delivered in future. As of September 2017, the School became part of an academy trust. Building is due to begin in November 2018 and includes the development of a new three court sports hall.

In addition to the aspirations and plans of the aforementioned clubs and organisations, South Derbyshire has supported the Derby City bid that has been successful in progressing to stage two of the FA Parklife Programme (detailed in Part 2: Football) which could see significant funding towards the creation of multiple new full sized 3G pitches across the Derby City Area which some South Derbyshire Clubs may benefit from.

## ***Conversion to 3G surfaces***

Since the introduction of 3G pitches and given their popularity for football, providers have seen this as a way to replace a worn sand or water based carpet and generate increased revenue from hiring out a 3G pitch to football and rugby clubs and commercial football providers. This has often come at the expense of hockey, with players now travelling further distances to gain access to a suitable pitch and many teams consequently displaced from their preferred local authority.

# SOUTH DERBYSHIRE PLAYING PITCH STRATEGY ASSESSMENT REPORT

---

Due to its impact on hockey, it is appropriate to ensure that sufficient sand based AGPs are retained for the playing development of hockey. To that end, a change of surface will require a planning application and the applicants will need to show that there is sufficient provision available for hockey in the locality. Advice from Sport England and England Hockey should also be sought prior to any planning application being submitted.

It should also be noted that, if a surface is changed, it could require the existing floodlighting to be changed and in some instances noise attenuation measures may need to be put in place.

A 3G surface is limited in the range of sport that can be played or taught on it. Providers proposing a conversion should take advice from the appropriate sports' governing bodies or refer to Sport England guidance: <https://www.sportengland.org/facilities-planning/tools-guidance/design-and-cost-guidance/artificial-sports-surfaces/>

## ***Future demand***

Population increases anticipated within the District and around the Derby Growth Zone are expected to generate additional demand for sports facilities, particularly 3G pitches which are used by a number of different sports for both matches and training. The PPS findings should be used to guide the development of any new sporting provision which may include the creation of additional pitches, new ancillary facilities or new sites to best accommodate both the newly generated demand and current requirements. Increases in population as a result of proposed housing growth and the subsequent equivalent demand generated for playing pitch provision are explored through scenario testing in the Stage D Strategy & Action Plan document.

The subsequent increased population will create a need for further infrastructure developments which may include additional or extended school provision. It is key to note that capacity a new 3G pitch creates is not considered double that of a grass pitch. This is the case for sports provision set out in BB103 Guidelines for Mainstream Schools which exclusively applies to school sites.

Future strategic planning should consider key areas in which 3G pitches can best meet demand for a number of sports where possible and appropriate and should in turn consider the optimal surface type for any potential new development in conjunction with NGBs as part of a joined up approach.

## **6.3: Quality**

The carpet of a 3G pitch is considered to have a surface life of approximately 10 years with assumed maintenance of the required standard, though its lifespan can be prolonged in some cases where maintenance is of particularly high quality and rigor.

The full sized 3G pitch at John Port Spencer Academy (Etwall Leisure Centre) is rated as standard quality, whereas the pitch at The Pingle Academy is poor quality, mainly due to the age of the surface. The surface now exceeds the recommended surface lifespan and should be considered for resurfacing, with the School awaiting the forthcoming outcome of a funding application to allow it to do so over summer 2018.

## SOUTH DERBYSHIRE PLAYING PITCH STRATEGY ASSESSMENT REPORT

Table 6.4: Summary of full sized 3G pitch quality

Site ID	Site name	Year built (refurbished)	Quality
15	John Port Spencer Academy (Etwall Leisure Centre)	2013	Standard
52	The Pingle Academy	2006	Poor

In order for competitive matches to be played on 3G pitches, the pitch should be FA or FIFA tested and approved and added to the FA pitch register, which can be found at: <http://3g.thefa.me.uk/?countyfa=Derbyshire>.

Pitches can also undergo FIFA testing to become a FIFA Quality pitch (previously FIFA One Star) or a FIFA Quality Pro pitch (previously FIFA Two Star), with pitches commonly constructed, installed and tested in situ to achieve either accreditation. This comes after FIFA announced changes to 3G performance in October 2015 following consultation with member associations and licenced laboratories. The changes are part of FIFA's continued ambition to drive up performance standard in the industry and the implications are that all 3G pitches built through the FA framework will be constructed to meet the new performance criteria.

The changes from FIFA One Star to FIFA Quality will have minimal impact on the current hours of use guidelines, which suggest that One Star pitches place more emphasis on the product's ability to sustain acceptable performance and can typically be used for 60-85 hours per week with a lifespan of 20,000 cycles. In contrast, pitches built to FIFA Quality Pro performance standards are unlikely to provide the hours of use that some FIFA Two Star products have guaranteed in the past (previously 30-40 hours per week with a lifespan of 5,000 cycles). Typically, a FIFA Quality Pro pitch will be able to accommodate only 20-30 hours per week with appropriate maintenance due to strict performance measurements.

Clubs playing in the football pyramid on 3G pitches meeting FIFA One Star or Two Star guidelines will still be required to certify their pitches annually, however, if any pitch replacement takes place the Club will need to meet the new FIFA performance criteria of FIFA Quality or Quality Pro. To stay on the FA register, pitches below the national league pyramid require FA testing every three years.

## SOUTH DERBYSHIRE PLAYING PITCH STRATEGY ASSESSMENT REPORT

### Availability and usage

The following table summarises the availability of full sized AGPs for community use in South Derbyshire. In addition, it records the availability of provision within the peak period. Sport England's Facilities Planning Model (FPM) applies an overall peak period for AGPs of 34 hours a week (Monday to Thursday 17:00-21:00; Friday 17:00-19:00; Saturday and Sunday 09:00-17:00).

Table 6.5: Summary of 3G availability and usage

Site ID	Site name	Floodlit	Quality <sup>29</sup>	Total number of hours available for community use during peak period	Football usage	Rugby league usage	Rugby union usage	Other sports club usage	Spare capacity
15	John Port Spencer Academy (Etwall Leisure Centre)	Yes	Standard	Weekdays: 18 hours Weekends: 16 hours Total: 34 hours	71%	-	-	-	29%
52	The Pingle Academy	Yes	Poor	Weekdays: 15.5 hours Weekends: 16 hours Total: 31.5 hours	67%	-	-	-	33%

Please note that both pitches are used extensively for academic use throughout the day during term time.

<sup>29</sup> Quality is assessed via a combination of non-technical assessments carried out by KKP but also take account of user views and opinions.

# SOUTH DERBYSHIRE PLAYING PITCH STRATEGY ASSESSMENT REPORT

## ***Spare capacity***

The table above indicates both pitches have available capacity to accommodate additional demand. The majority of spare capacity on each pitch is on Sunday (11am to 5pm) which is undesirable times for clubs to use for training but suitable for competitive match play and can be utilised.

The following football leagues are operating with this time period on a Sunday and could potential utilise this spare capacity:

- ◀ Long Eaton Sunday League
- ◀ Burton and District Sunday League
- ◀ Burton Junior Football League
- ◀ Derbyshire Ladies and Girls League

## ***Imported demand***

Exported demand refers to South Derbyshire based teams that are currently accessing provision outside of the local authority, normally because their pitch requirements cannot be met, which is usually because of pitch supply, in some cases quality issues or stipulated league requirements for access to certain facilities. In the same manner, it also refers to demand imported from other local authorities into the District.

Given the location of the District and its relative size, some facilities on the boundary of neighbouring authorities such as East Staffordshire may be more locally accessible to South Derbyshire teams than others in the District and vice versa.

The table below examines the total amount of imported training demand on the two full sized 3G pitches located in South Derbyshire.

*Table 6.6: Summary of imported training demand on full size 3Gs*

Site ID	Site name	Analysis area	Time	Club	Local authority origin
15	John Port Spencer Academy (Etwall Leisure Centre)	North West	1 hour	AFC Chellaston	Derby
			2 hours	Doveridge FC	Derbyshire Dales
			1 hour	Mickleover RBL FC	Derby
			1 hour	Notts Graduate Medics	Nottingham City
52	The Pingle Academy	Central	2 hours	Albert Village JFC	North West Leicestershire
			1 hour	Donisthorpe FC	North West Leicestershire

The pitch located at John Port Spencer Academy (Etwall Leisure Centre) is accessed for a total of five hours by imported clubs whereas the pitch at The Pingle Academy is accessed for three hours.



# SOUTH DERBYSHIRE PLAYING PITCH STRATEGY ASSESSMENT REPORT

## **Exported demand**

In the same manner, South Derbyshire clubs access 3G provision in East Staffordshire to accommodate a proportion of training demand, as shown in the table below.

*Table 6.7: Summary of exported football training demand*

Site ID	Site name	Local authority	Pitch type	Club
40	Pirelli Stadium (Burton Albion)	East Staffordshire	3G	Hatton FC
42	Robert Sutton Catholic School	East Staffordshire	3G	Gresley FC
				Repton Casuals FC
				Stapenhill Swans FC
				Edgehill FC
49	St George's Park National Football Centre	East Staffordshire	3G	Doveridge FC
				Nestle FC
				Willington Sports FC

Due to its location on the border with East Staffordshire, the 3G pitch at Robert Sutton Catholic School is widely used by South Derbyshire based clubs for training as it is easily accessible. It is also used for match play by South Derbyshire based teams playing there as a Burton Junior Football League central venue. Derbyshire FA reports that the 3G surface at Robert Sutton catholic School is now poor quality and highlights that given the volume of community use the pitch accommodates, should it become unusable it would impact significantly on users who would require access to facilities elsewhere.

Melbourne RFC has recently started to export two hours of its training demand into Derby City to the new WR Compliant 3G pitch at Haslams (Derby RFC). This is a preferred training venue for the Club and therefore is expected to remain exported.

## **Local demand**

### *Football*

There are 42 teams which play competitive club football on 3G pitches in the District, representing 28% of all teams. Many mini teams play on 3G pitches as part of the Burton and Junior Football League where matches are played on a central venue basis on small sized pitches on full sized pitches at The Pingle Academy and John Port Spencer Academy (Etwall Leisure Centre).

Access to affordable floodlit training facilities is a key issue for most clubs in South Derbyshire, particularly those with a large number of youth and mini teams. Access to affordable 3G provision is also a priority for the FA as many multi team junior clubs have various teams training across various venues in the District and neighbouring authorities. Many pitches both full sized and small sized operate commercial small sided football leagues which limit availability for club training.

# SOUTH DERBYSHIRE PLAYING PITCH STRATEGY ASSESSMENT REPORT

---

The majority of clubs responding to the online survey report demand for additional training facilities. Of the 12 clubs that stated a demand for additional training facilities, ten specifically stated a need for increased use of 3G pitches. Not only is it difficult for teams to access sufficient capacity but those at some large clubs are spread across a number of venues where they can manage to find available timeslots including on small sized 3G pitches.

## *Rugby union*

Present use of 3G pitches for rugby union solely extends to training. Melbourne RUFC uses the small sized pitch at Melbourne Sports Park despite it not being registered as World Rugby compliant. The Club has also recently (March 2018) to utilise the newly established WR Compliant 3G pitch at Derby RFC as part of the Local Rugby Partnership.

## **Key trends and changes in demand for pitches**

### *Football*

Demand from football for 3G pitches has increased in recent years due to demand from clubs for training but also due to a growing acceptance by local leagues of use for competitive matches, where play on 3G pitches is now included within the FA Standard Code of Rule. This considered, the general condition of local authority pitches and increasingly limited budget for regular and adequate maintenance may lead more teams to consider AGPs as a possible alternative should it be financially viable.

A number of leagues around the country now use 3G pitches as central venues where all play takes place. This is especially prominent in South Derbyshire and the general format for mini and youth football up to older youth age groups is based on 3G pitches at central venues. Mini soccer leagues especially are increasingly adopting this approach either for whole seasons or a number of months throughout the winter because they can continually offer a high quality playing experience, in many cases beyond that of grass pitches which are generally of comparatively poorer quality. It also allows leagues to continue to run throughout the winter, largely unaffected by poor weather which has disrupted the football season over recent years, causing it to run into summer and clash more often with summer sports. This trend is likely to increase in the future and more mini soccer, Flexi and Vets leagues could be played exclusively on 3G pitches.

### *Rugby union*

Given the inclement weather often experienced throughout the winter months of the rugby union season, more clubs are becoming increasingly receptive towards training on artificial pitches. Clubs traditionally train on match pitches where floodlights are in place or one pitch designated for all training in particular, unless there is a separate floodlight grass training area. It often results in deterioration in pitch quality coupled with decreasing maintenance budgets.

The recent RFU strategy on investment in 3G pitches both at club and community based sites is indicative of the growing acceptance of 3G pitches amongst clubs nationally. Nationally clubs identify the use of 3G pitches for training as a method of protecting the match pitches and providing a high quality surface for full contact practice. Competitive play continues to take place on grass pitches for the most part, with ad hoc use of 3G pitches for fixtures in the case of unsuitable pitches due to waterlogging or frost.

# SOUTH DERBYSHIRE PLAYING PITCH STRATEGY ASSESSMENT REPORT

## 6.4: Supply and demand analysis

### *FA training scenario*

The FA considers high quality third generation artificial grass pitches as an essential tool in promoting coach and player development. The FA can support intensive use and as such are great assets for both playing and training. Primarily such facilities have been installed for community use and training, however, are increasingly used for competition which The FA wholly supports.

The FA's long-term ambition is to provide every affiliated team in England the opportunity to train once per week on floodlit 3G surface, together with priority access for every Charter Standard Community Club through a partnership agreement. The FA standard is calculated by using the latest Sport England research "AGPs State of the Nation March 2012" assuming that 51% of AGP usage is by sports clubs when factoring in the number of training slots available per pitch at peak times. It is estimated that one full sized AGP can service 42 teams.

It is considered that there are 141 teams which require access to train once per week on floodlit 3G surface. It should be noted this figure excludes imported demand and includes any exported demand. When applied on an analysis area level, this equates to the need for three full sized 3G pitches to service this level of training demand. At present, there are two available full sized 3G pitches across the District. Therefore, there is a shortfall of one full sized 3G pitch to meet training demand for football.

The table below considers the number of full sized 3G pitches required if every team was to remain training within the analysis area in which they play.

*Table 6.8: Current demand for 3G pitches in South Derbyshire for football training (42 teams per pitch)*

Analysis area	Current number of teams	Current requirement	Current number of available 3G pitches	Current shortfall	Future number of teams <sup>30</sup>	Future shortfall
North	16	0.38 - 0	-	-	18	-
North East	17	0.40 - 0	-	-	19	-
North West	40	0.95 - 1	1	-	47	-
Central	53	1.26 - 1	1	-	63	1
South	15	0.35 - 0	-	-	15	-
<b>Total</b>	<b>141</b>	<b>2</b>	<b>2</b>	<b>-</b>	<b>162</b>	<b>1</b>

When factoring in future demand, increases are significant enough in the Central Analysis Area (from 1.26 to 1.5 pitches) to warrant the creation of an additional 3G pitch. This is adjudged on the basis that there are no smaller sized 3G pitches or sand based AGPs in the Area to accommodate the increases in participation.

<sup>30</sup> Based on increased demand forecasted from team generation rates

# **SOUTH DERBYSHIRE PLAYING PITCH STRATEGY ASSESSMENT REPORT**

---

The model assumes that all pitches are fully available for club use at peak time when in practice a number of pitches operate commercial small sided leagues which reduce capacity available. It also projects all football teams as training on full sized 3G pitches when in practice a proportion of football training demand should be retained on sand based AGPs in order to maintain financial and commercial sustainability of these pitches.

There is also one smaller sized pitch at Melbourne Sports Park (North East Area) that can help to accommodate demand, for example, from mini teams and for training.

## **6.5: Conclusion**

In conclusion, based on the FA affiliated team training model there is sufficient supply of full sized 3G pitches to meet current demand, however forecasted future demand increases highlight a future shortfall of one full sized 3G pitch in the Central Area. This considered, key priority should be on the refurbishment of the pitch at The Pingle Academy and the eventual recertification of both pitches in the District to ensure they are still usable as central venues.

Though there is spare capacity at some level on both pitches, in practice there is very little midweek capacity for evening training which is the peak time for use, with most capacity midweek available in 5-6pm timeslots which are undesirable as many club volunteers are likely to be commuting from work. Limitations on midweek capacity available and demand exported to East Staffordshire suggest that there may be case for additional full sized 3G pitch provision in future if considered financially sustainable, the case for which is further exacerbated in light of substantial future housing growth around the Derby Growth Zone.

# SOUTH DERBYSHIRE PLAYING PITCH STRATEGY ASSESSMENT REPORT

---

## 3G pitches summary

- ◀ **In conclusion, based on the FA affiliated team training model there is sufficient supply of full sized 3G pitches to meet current demand on an Analysis Area basis, however forecasted future demand increases highlight a future shortfall of one full sized 3G pitch in the Central Area.**
- ◀ **Key priority should be on the refurbishment of the pitch at The Pingle Academy and the eventual recertification of both pitches in the District to ensure they are still usable as central venues.**
- ◀ There are two full sized 3G pitches in South Derbyshire, both of which have floodlighting and are available for community use.
- ◀ There is one small sized 3G pitch at Melbourne Sport Park (North East Area) which is also floodlit and available for community use.
- ◀ The two full sized 3G pitches at John Port Spencer Academy (Etwall Leisure Centre) and The Pingle Academy are FIFA and FA certified respectively, therefore are both compliant for use for competitive matches.
- ◀ The Pingle Academy has had FA certification temporarily extended until the end of the 2017/18 in light of a pending Football Foundation application for funding for refurbishment.
- ◀ The full sized 3G pitch at John Port Spencer Academy (Etwall Leisure Centre) is rated as standard quality, whereas the pitch at The Pingle Academy is poor quality, mainly due to the age of the surface. The surface now exceeds the recommended surface lifespan and should be considered for resurfacing, with the School awaiting the forthcoming outcome of a funding application to allow it to do so over summer 2018.
- ◀ The pitch located at John Port Spencer Academy (Etwall Leisure Centre) is accessed for a total of five hours by imported clubs whereas the pitch at The Pingle Academy is accessed for three hours.
- ◀ Due to its location on the border with East Staffordshire, the 3G pitch at Robert Sutton Catholic School is widely used by South Derbyshire based clubs for training as it is easily accessible.
- ◀ Derbyshire FA reports that the 3G surface at Robert Sutton catholic School is now poor quality and highlights that given the volume of community use the pitch accommodates, should it become unusable it would impact significantly on users who would require access to facilities elsewhere.
- ◀ Of the 12 clubs that stated a demand for additional training facilities, ten specifically stated a need for increased use of 3G pitches.
- ◀ It is considered that there are 141 teams which require access to train once per week on floodlit 3G surface. When applied on a District level, this equates to the need for three full sized 3G pitches to service this level of training demand. At present, there are two available full sized 3G pitches across the District. Therefore, there is a shortfall of one full sized 3G pitch to meet training demand for football.

# SOUTH DERBYSHIRE PLAYING PITCH STRATEGY ASSESSMENT REPORT

## PART 7: BOWLING GREENS

### 7.1: Introduction

The majority of bowling greens in South Derbyshire are crown greens and the British Crown Green Bowling Association (BCGBA) is the governing body responsible for ensuring effective governance of the sport across the Country. However, there are also some flat greens with Bowls England (BE) responsible for the national governance. The season for both crown and flat green bowling generally runs from April to September.

#### **Consultation**

There are 15 clubs using bowling greens in South Derbyshire, nine of which responded to consultation requests to complete an online survey, representing a 60% response rate.

The main leagues servicing South Derbyshire are:

- ◀ Belper & District Leagues
- ◀ Burton & District League
- ◀ South Derbyshire Crown Green Bowling Association Leagues

### 8.2: Supply

There are 13 identified crown bowling greens in South Derbyshire distributed across 13 sites, with no double green sites. There are four flat bowling greens in South Derbyshire located at four sites.

There is one disused crown bowling green in South Derbyshire, located at Woodville BC.

*Table 7.1: Summary of bowling green provision*

Site ID	Site name	Analysis area	Type of green	Quality <sup>31</sup>	Management
1	Aston & Weston Bowls Club, Aston	North East	Crown	Poor	Sports Club
9	Church Gresley Indoor Bowling Centre (Gresley Old Hall)	Central	Flat	Poor	Sports Club
14	Etwell Bowling Club	North West	Crown	Good	Parish Council
17	Eureka Park, Swadlincote	Central	Crown	Good	Council
30	Kings Newton Bowls Club	North East	Crown	Poor	Sports Club
33	Maurice Lea Memorial Park, Swadlincote	Central	Flat	Good	Council
34	Melbourne Bowls Club	North East	Flat	Standard	Sports Club
41	Netherseal St Peters Sports Club	South	Crown	Good	Sports Club
43	Newhall Park, Swadlincote	Central	Crown	Good	Council
44	Newhall Social Club	Central	Crown	Good	Sports Club
48	Overseal Recreation Ground	South	Flat	Good	Parish Council
54	Repton Recreation Ground	North	Crown	Poor	Council

<sup>31</sup> Determined by non-technical assessment and user consultation

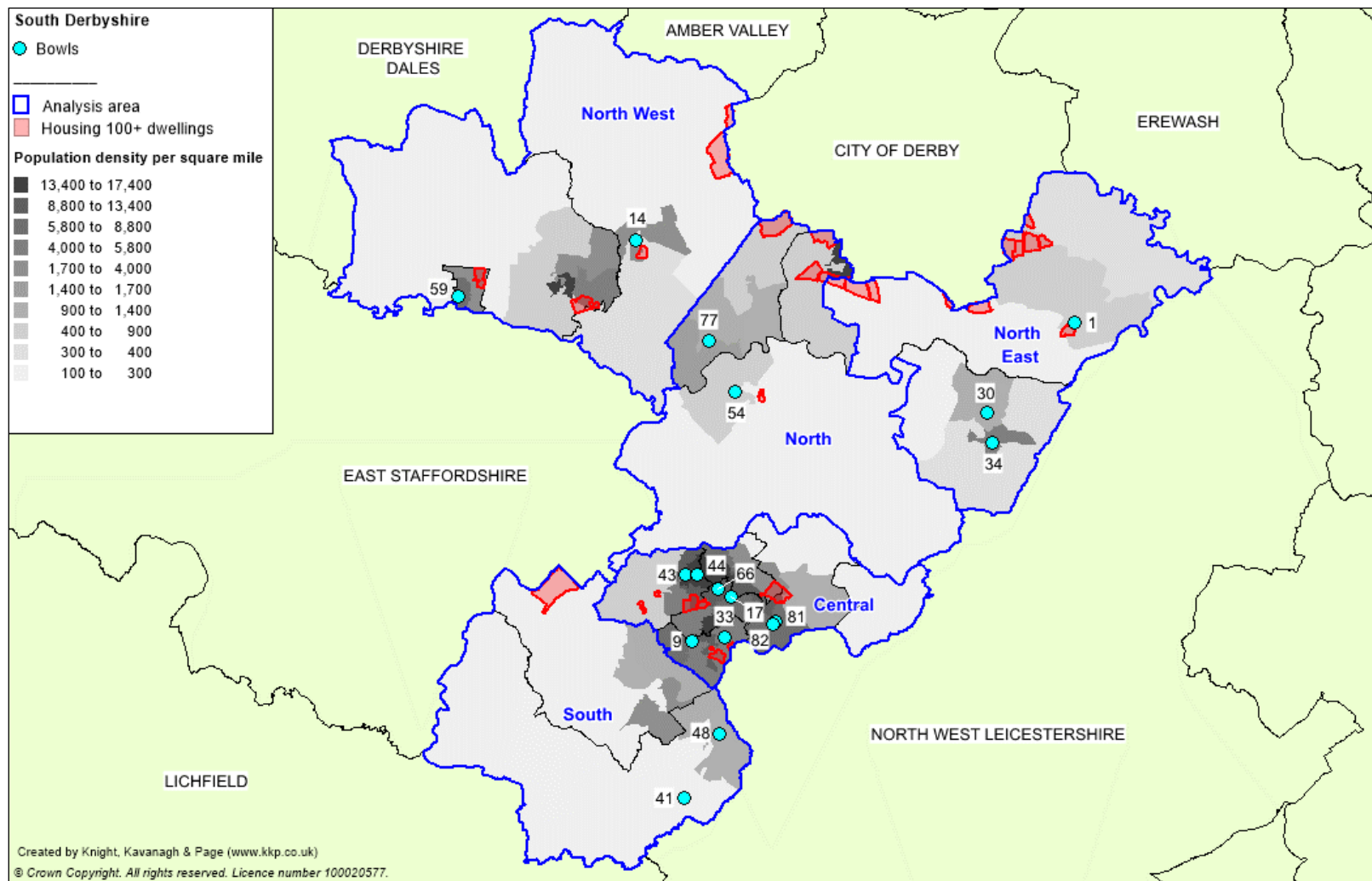
## SOUTH DERBYSHIRE PLAYING PITCH STRATEGY ASSESSMENT REPORT

Site ID	Site name	Analysis area	Type of green	Quality <sup>31</sup>	Management
59	Scropton Road Sports Ground, Hatton	North West	Crown	Good	Parish Council
62	Stapenhill Football Club	South	Crown	Good	Sports Club
66	Swadlincote Catholic Club	Central	Crown	Good	Community Organisation
77	Willington Bowls Club	North	Crown	Good	Sports Club
82	Woodville New Inn Bowls Club	Central	Crown	Standard	Sports Club



# SOUTH DERBYSHIRE PLAYING PITCH STRATEGY ASSESSMENT REPORT

Figure 7.1: Distribution of bowling greens across South Derbyshire



# **SOUTH DERBYSHIRE PLAYING PITCH STRATEGY ASSESSMENT REPORT**

---

## ***Quality***

Non-technical site assessments and club feedback indicate that most crown greens in South Derbyshire are good quality (eight greens); whilst one green is standard quality and four are poor, including the one disused crown green at Woodville BC.

Similarly, most flat greens in South Derbyshire are good quality (two greens), whilst there is one standard (Melbourne BC) and one poor quality (Church Gresley Indoor Bowling Centre).

The poor quality crown green at Repton Recreation Ground is currently not a designated home venue of a bowling club. This suggests that the green is not receiving the required maintenance due to a lack of use.

The majority of clubs report that green quality has not changed since last season, however, both Eureka Park BC and Lamb Inn BC report that their respective home greens have become much poorer quality since last season. The reason given by both clubs is that maintenance has reduced, particularly the number of cuts that the greens receive. It should be noted, however, that in contrast, the respective home greens of both of these clubs (Eureka Park and Newhall Park) were assessed as good quality during the non-technical site assessments.

Clubs that report that green quality has improved, namely Etwall, Newhall Social and Kings Newton bowling clubs, with all three attributing this improvement to increased maintenance paid for by club members. Management of each of these sites is the consideration of the respective club, therefore maintenance is not subject to budgetary constraints that many greens managed by the Council or parish councils are, provided that club membership can be retained or increased.

A consistent issue regarding green maintenance revolved around the prohibitive cost of buying machinery required to aid continued green works. One way of resolving this issue may be for clubs to share equipment enabling all clubs and greens to benefit from more regular maintenance, provided that club volunteers can be found to undertake the work.

## ***Ancillary facilities***

There were no significant issues highlighted regarding ancillary provision in South Derbyshire. The majority of ancillary facilities servicing bowling clubs in South Derbyshire are of either poor or standard quality (four sites each), with only one club reporting that ancillary facilities provided are of a good quality (Hatton BC).

A recurring issue affecting the quality of bowling greens in the District is a lack of fencing surrounding greens prohibiting unofficial use. This has resulted in vandalism at multiple sites and continual issues surrounding inappropriate use such as riding bikes or playing football across the greens, causing damage. Lamb Inn BC reports that it previously experienced issues of vandalism to the green but this issue has since been resolved by the presence of a surrounding fence.

Vandalism of ancillary facilities is a consistent issue across the District, ranging from damage to roofing, attempted arson and pavilions being broken in to. Many clubs acknowledge that eliminating vandalism is beyond just the clubs control but hope that measures can be put into place to reduce the frequency of such occurrences.

# SOUTH DERBYSHIRE PLAYING PITCH STRATEGY ASSESSMENT REPORT

## ***Ownership and management***

The majority of greens in South Derbyshire operate as sports club sites on lease agreements or hold freehold status. Three sites are rented by bowling clubs; whilst Lamb Inn BC is managed by the Council with individual bowlers buying an annual season ticket to use the green.

Three sites are owned and leased from parish councils, with maintenance being the responsibility of both the parish council and the respective club. Similarly, tenure cannot be considered secure for Melbourne BC which has less than three years remaining on its lease agreement with the land owner.

By contrast, Eureka Park BC is considered to have secure tenure as its lease agreement has 30 years remaining.

## **7.3: Demand**

There are 15 bowling clubs in South Derbyshire, each with multiple teams playing various evenings and afternoons throughout the week. Woodville BC reportedly folded in the last three years, which explains why the bowling green at the Club's former home venue is now disused. Demand amongst youth players in South Derbyshire is extremely low with just nine identified junior members. The table below shows a full membership breakdown by club.

*Table 7.2: Membership breakdown*

Club name	Total membership		
	Senior male	Senior female	Junior
Aston and Weston BC	Unknown		
Etwall BC	45	24	1
	70		
Eureka Park BC	34	1	-
	35		
Garden Swans BC	43	8	-
	51		
Hatton BC	25	25	1
	51		
Kings Newton BC	40	25	1
	66		
Lamb Inn BC	45	15	2
	62		
Melbourne BC	6	14	-
	20		
Netherseal BC (St Peters)	48	20	1
	69		
Newhall Social BC	20	3	-
	23		

## SOUTH DERBYSHIRE PLAYING PITCH STRATEGY ASSESSMENT REPORT

Club name	Total membership		
	Senior male	Senior female	Junior
Overseal Memorial BC	18	9	3
	30		
South Derbyshire Miners Welfare BC	Unknown		
Swadlincote Caths BC	45	12	12
	59		
Willington BC	14	-	-
	14		
Woodville New Inn BC (Box Club)	Unknown		

Generally, clubs and leagues in South Derbyshire report that senior membership levels have declined over the last three years, with four clubs recognising this trend. However, two clubs do report an increase in senior members within the respective clubs; with Etwall BC reporting an additional senior men's team and Netherseal BC creating new ladies and veteran's teams.

Junior membership in South Derbyshire clubs has remained widely static with Kings Newton BC reporting one additional junior member having joined the Club since it made it free on Sunday afternoons for the public to try bowls. Netherseal BC meanwhile report that due to a lack of junior leagues and competitions, junior membership within the Club has decreased.

Nationally the sport has experienced an overall decline in participation which may be due to access to facilities in some cases; however, most clubs acknowledge a lack of interest in the sport amongst the local community, with few new bowlers taking up the sport. This adds to which is a generally an aged player base and in most cases the fall in numbers has been attributed to aging players, with a lack of younger or newer players coming into the sport to sustain demand.

### ***Future demand***

Club consultation suggests that the majority of clubs aspire to increase current membership levels. A common action amongst all clubs is to offer open days or free events during which the general public can bowl for free; this will go hand in hand with advertising via social media and local community groups. The Table below provides a breakdown of future demand aspirations from clubs, where quantified.

*Table 7.3: Future demand aspirations*

Club name	Seniors	Juniors (U18)
Eureka Park BC	4	5
Etwall BC	8	5
Kings Newton BC	30	10

Note that Netherseals, Overseal Memorial, Hatton and Lamb Inn bowling clubs report aspirations to increase membership numbers but could not quantify future growth during the consultation process.

# SOUTH DERBYSHIRE PLAYING PITCH STRATEGY ASSESSMENT REPORT

## **Latent demand**

Three clubs suggest that an additional bowling green at their ground or in the area would lead to an increase in club membership. Melbourne BC, Eureka Park BC and Kings Newton BC report that they would be able to field additional teams if they had access to more provision. This being said no clubs in South Derbyshire currently have a waiting list and the majority would welcome new members.

Sport England's Segmentation Tool enables analysis of 'the percentage of adults that would like to participate in bowls but are not currently doing so'. The tool identifies latent demand of 416 people who would like to participate in the sport within South Derbyshire. The most dominant segment is 'Frank' – Twilight Year Gents' (20.9%).

## **7.4: Capacity analysis**

Capacity is often dependent on the leagues and the day that they operate. A green may have no spare capacity in an afternoon or evening when a popular league operates but may be unused for the rest of the week. However, in many cases greens are used during the afternoons by club members who bowl socially.

Bowls England advises that a flat green accommodating less than 60 playing members is considered to have spare capacity for further play and those accommodating more than 60 is considered to be over played. Consideration should also be given to the sustainability of flat greens which operate with a playing membership of less than 20. For the purpose of capacity analysis, the same figures were applied to the capacity of crown greens.

*Table 7.4: Capacity analysis of bowling greens now and with future demand (where known)*

Site ID	Site name	Clubs	No. of members	Capacity rating	Future demand	Future capacity
1	Aston & Weston Bowls Club	Aston & Weston BC	Unknown			
9	Church Gresley Indoor Bowling Centre (Gresley Old Hall)	South Derbyshire Miners Welfare BC	Unknown			
14	Etwall Bowling Club	Etwall BC	70	10	13	23
17	Eureka Park	Eureka Park BC	35	25	9	16
30	Kings Newton Bowls Club	Kings Newton BC	66	6	40	46
33	Maurice Lea Memorial Park	-	-	60	-	60
34	Melbourne Bowls Club	Melbourne BC	20	40	-	40
41	Netherseal St Peters Sports Club	Netherseal BC	69	9	-	9
43	Newhall Park	Lamb Inn BC	62	2	-	2
44	Newhall Social Club	Newhall Social BC	23	37	-	37
48	Overseal Recreation Ground	Overseal Memorial BC	30	30	-	30

## SOUTH DERBYSHIRE PLAYING PITCH STRATEGY ASSESSMENT REPORT

Site ID	Site name	Clubs	No. of members	Capacity rating	Future demand	Future capacity
54	Repton Recreation Ground	-	-	60	-	60
59	Scropton Road Sports Ground	Hatton BC	51	9	-	9
66	Swadlincote Catholic Club	Swadlincote Caths BC	59	1	-	1
77	Willington Bowls Club	Willington BC	14	46	-	46
82	Woodville New Inn Bowls Club	Woodville New Inn BC	Unknown			

Capacity analysis of all bowling greens in South Derbyshire suggests that four greens are overplayed whilst nine have capacity for additional members. The capacity for three sites is not been calculated due to unknown club demand at the sites.

Overplay expressed is minimal at each of the four sites, therefore, provided that the greens continue to be monitored and maintained to high quality; the current level of demand can be accommodated on the sites. When quantified future demand is considered, overplay significantly increases at Kings Newton BC; however, there is sufficient capacity within the District to accommodate this demand, particularly at Repton Recreation Ground and Maurice Lea Memorial Park, Swadlincote that are currently unused by clubs in South Derbyshire.

In contrast, consideration should be given to the sustainability of greens located at Melbourne BC and Willington BC, which currently have lower membership numbers than the recommended 20 members.

### 7.5: Conclusion

Based on the aforementioned guidance and known membership figures from club feedback, four greens are considered to be overplayed. However, the low level of overplay coupled with the capacity at other sites means that there is no clear requirement for additional greens.

There is also sufficient supply to accommodate future demand on the current supply available. However, issues exist mainly around security of tenure, particularly for those clubs renting greens; and the quality and presence of ancillary facilities.

Consideration should be given to the continued sustainability of greens at Melbourne BC and Willington BC, both of which cater for low levels of membership.

It is assumed that all remaining clubs in South Derbyshire are sustainable in relation to the continued existence of respective clubs.

# SOUTH DERBYSHIRE PLAYING PITCH STRATEGY ASSESSMENT REPORT

---

---

## **Bowls summary**

- ◀ **Current supply of bowling greens is sufficient to cater for current and future demand.**
- ◀ There are four flat bowling greens in South Derbyshire, located at four sites. There are also 13 crown bowling greens, across 13 sites.
- ◀ There are no multiple green sites in South Derbyshire.
- ◀ There is one disused green, located at Woodville BC, which reportedly folded.
- ◀ Non-technical site assessments and club feedback indicate that eight greens in South Derbyshire are good quality; one is standard quality and four are poor.
- ◀ Four clubs in the District cannot be considered to have security of tenure due to either having an annual rental agreement or because a lease agreement has less than three years to run.
- ◀ Four sites are considered to be over played, however, the level of over play at these sites is minimal and can be accommodated at its current level provided that pitch quality is monitored and maintenance levels remain high.
- ◀ Future demand expressed by Kings Newton BC will further exacerbate over play at the Club's home venue. However, there is sufficient capacity within the District to accommodate this.
- ◀ Consideration should be given to the long-term sustainability of greens at Melbourne BC and Willington BC as both sites cater for low levels of membership.



# SOUTH DERBYSHIRE PLAYING PITCH STRATEGY ASSESSMENT REPORT

---

## PART 8: TENNIS

### 8.1: Introduction

The Lawn Tennis Association (LTA) is the organisation responsible for the governance of tennis and administers the sport locally across South Derbyshire. The LTA has recently restructured its strategic approach to targeting a number of national focus areas whilst has a current focus on developing tennis at park sites.

#### *Consultation*

There are five tennis clubs based in South Derbyshire, all of which responded to consultation via an online survey resulting in a 100% response rate.

### 8.2: Supply

#### *Quantity*

There is a total of 45 tennis courts identified in South Derbyshire located across 12 sites, of which, 38 or 85% are as considered to be available for community use. The majority of courts are located in the North Analysis Area which hosts 14 courts (37%) in contrast the North East Analysis Area has the least provision with only three available courts (8%).

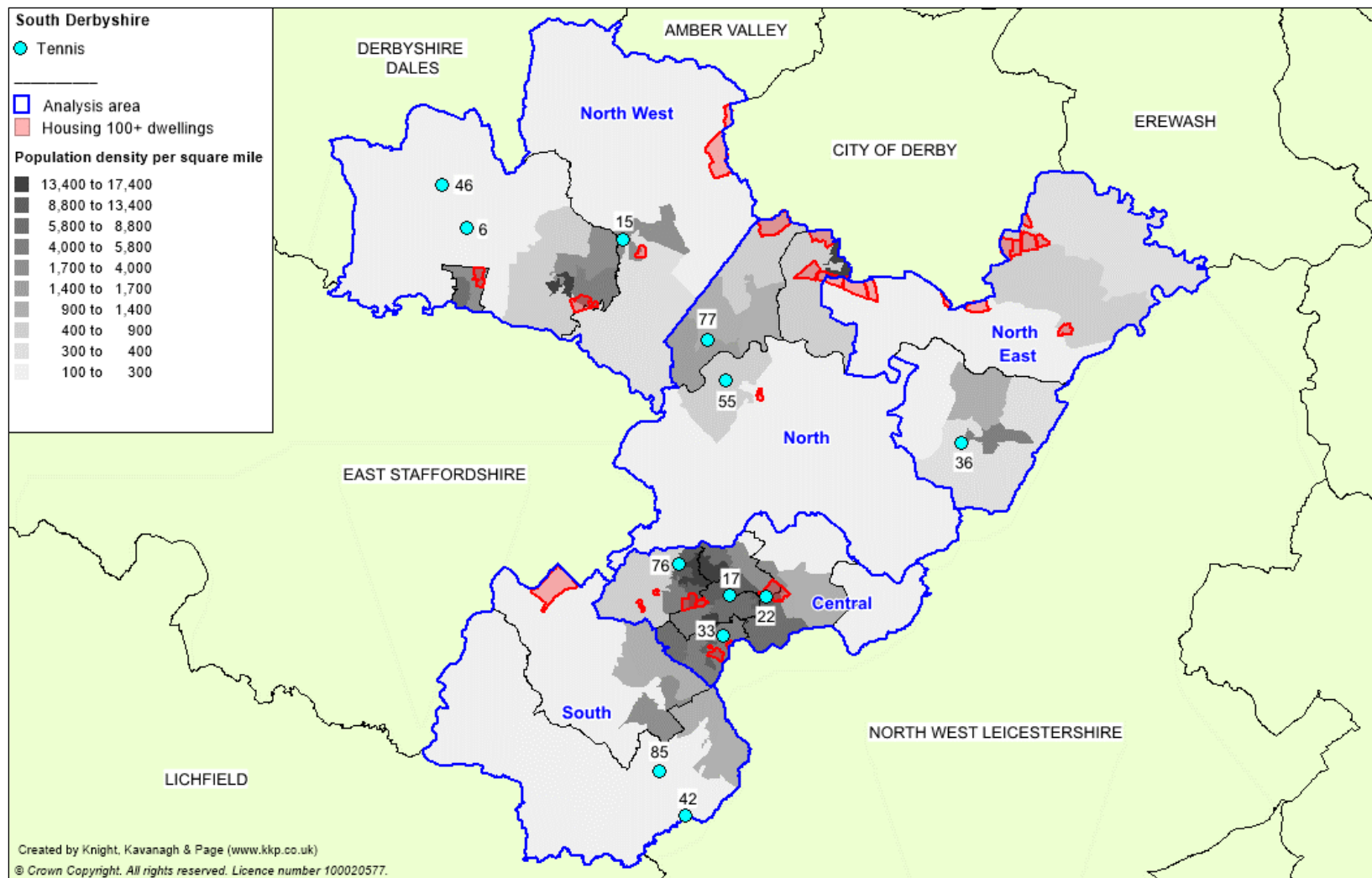
*Table 8.1: Summary of the number of community available courts by analysis area*

<b>Analysis Area</b>	<b>Courts (sites) available for community use</b>
Central	5 (2)
North	14 (2)
North East	3 (1)
North West	8 (3)
South	8 (2)
<b>Total</b>	<b>38 (10)</b>

Figure 8.1 overleaf shows the location of all courts currently servicing South Derbyshire, regardless of community use.

# SOUTH DERBYSHIRE PLAYING PITCH STRATEGY ASSESSMENT REPORT

Figure 8.1: Location of tennis courts in South Derbyshire



## SOUTH DERBYSHIRE PLAYING PITCH STRATEGY ASSESSMENT REPORT

Table 8.2: Tennis courts in South Derbyshire

Site ID	Site name	Analysis Area	Management	Community use	Number of courts	Floodlit	Court type	Court quality <sup>32</sup>
6	Church Broughton Tennis Club	North West	Sports Club	Yes	1	No	Macadam	Standard
					3	Yes	Macadam	Good
15	John Port Spencer Academy (Etwall Leisure Centre)	North West	Trust	Yes	3	Yes	Macadam	Standard
17	Eureka Park, Swadlincote	Central	Council	Yes	2	No	Macadam	Standard
22	Granville Academy	Central	Education	No	6	No	Macadam	Poor
33	Maurice Lea Memorial Park, Swadlincote	Central	Council	Yes	3	No	Macadam	Poor
36	Melbourne Sports Park	North East	Sports Club	Yes	3	Yes	Macadam	Good
42	Netherseal Tennis Club	South	Sports Club	Yes	4	Yes	Macadam	Good
46	Old Hall Lane, Church Broughton	North West	Council	Yes	1	No	Macadam	Poor
55	Repton School Sports Centre	North	Education	Yes	12	Yes	Macadam	Good
76	William Allitt School	Central	Education	No	1	No	Macadam	Poor
77	Willington Bowls Club	North	Sports Club	Yes	2	No	Macadam	Poor
85	Grangewood Tennis Club	South	Sports Club	Yes	2	No	Macadam	Standard
					2	Yes	Macadam	Good

<sup>32</sup> Assessed using a non-technical site assessment pro-forma and also takes account of user comments.

# SOUTH DERBYSHIRE PLAYING PITCH STRATEGY ASSESSMENT REPORT

## **Court type**

All available courts in South Derbyshire have a macadam surface. The estimated lifespan of a macadam court is approximately ten years, dependent on levels of use and maintenance. To ensure courts can continue to be used beyond this time frame, it is recommended that a sinking fund is put into place for repair and eventual refurbishment. The LTA reports that this cost should amount approximately £1,200 a year per macadam court (which includes on-going maintenance costs).

## **Quality**

Of available court provision, 24 courts (63%) are assessed as good quality, eight courts (21%) are assessed as standard quality and six courts (16%) are assessed as poor quality.

*Table 8.3: Quality of community available courts by analysis area*

<b>Analysis Area</b>	<b>Good</b>	<b>Standard</b>	<b>Poor</b>
Central	-	2	3
North	12	-	2
North East	3	-	-
North West	3	4	1
South	6	2	-
<b>Total</b>	<b>24</b>	<b>8</b>	<b>6</b>

The courts assessed as good quality are located at the following sites:

- ◀ Church Broughton Tennis Club
- ◀ Melbourne Sports Park
- ◀ Netherseal Tennis Club
- ◀ Grangewood Tennis Club
- ◀ Repton School Sports Centre

Netherseal TC states the quality of its courts has slightly improved since last season as the courts were professionally cleaned whereas Church Broughton TC reports their courts have worsened in quality as they are older and getting close to requiring refurbishment. None of the other clubs report any notable quality issues with the courts they use.

All Council managed courts and the majority of courts at education sites are rated as poor quality due to poor grip underfoot, loose gravel and evidence of litter, glass and moss. The maintenance of such courts is also considered to be basic and infrequent, as opposed to club maintained courts which tend to receive more specialised and dedicated work.

Improving park courts is a national priority for the LTA; however, it reports that unless tennis courts are supported by changing facilities, floodlighting and in some cases a café, it becomes more difficult to operate a sustainable tennis programme, which therefore makes it more difficult to generate external investment. The LTA also advocates that sites with a minimum of four courts are likely to be more sustainable.

# SOUTH DERBYSHIRE PLAYING PITCH STRATEGY ASSESSMENT REPORT

## *Transforming British Tennis Together (TBTT)*

In 2017 the LTA introduced its largest funding initiative, Transforming British Tennis Together, to make courts across the country more usable and accessible to everyone in the next ten years. It has committed £125 million to improve community facilities and plans to unlock a further £125 million through match funding. The funding will ensure barriers such as floodlighting; access systems (ClubSpark) and covering courts so they are more accessible throughout the year are overcome. Investment from the TBTT will transform facilities by working with clubs, parks, community venues and education sites.

### **Ownership/management**

The table below highlights the management of community available courts. Most of the courts are located at club managed sites (45%).

*Table 8.4: Courts available for community use by ownership*

Club courts	Private/commercial courts	Council courts	Trust courts	Education courts
17	-	6	3	12

### **Security of tenure**

No responding clubs express concerns with regards to security of tenure. In principle, all clubs are happy with the agreements currently in place, whether that is through ownership, annual rental agreement or a long-term lease arrangement.

Etwall TC rents use of the tennis courts at John Port Spencer Academy (Etwall Leisure Centre), similarly Melbourne TC rents use of provision at Melbourne Sports Park from Melbourne Sports Partnership which owns the site. The remaining clubs which responded to consultation, Church Broughton TC and Netherseal Lawn TC, state they own their home venues.

### **Floodlighting**

Floodlit courts enable use throughout the year and are identified by the LTA as being particularly key for club development. There are 15 floodlit courts in South Derbyshire, as found at the following sites:

- ◀ Church Broughton Tennis Club
- ◀ Grangewood Tennis Club
- ◀ John Port Spencer Academy (Etwall Leisure Centre)
- ◀ Melbourne Sports Park
- ◀ Netherseal Tennis Club

All tennis clubs in South Derbyshire have access to floodlit courts. If a club does not have this provision it may impact on their ability to cater for demand as floodlit courts have greater capacity for use than non-floodlit courts and can be used all-year round.

# SOUTH DERBYSHIRE PLAYING PITCH STRATEGY ASSESSMENT REPORT

## ***Ancillary provision***

All clubs in South Derbyshire report they have access to suitable ancillary facilities for their needs. The only issue is reported by Church Broughton TC which shares its changing rooms and toilet facilities with the adjacent Broughton Heath Golf Club. Facilities close when it when golf club closes, however, it is satisfied with this arrangement.

The ancillary provision servicing non-club courts is also generally considered to be poor quality, particularly at Council sites. Sites either do not provide changing facilities or provide them too far away from courts to be used. Often, the facilities predominately service football and cricket pitch users and therefore are not readily available or specifically suited to tennis users.

## ***Future Developments***

Melbourne TC is working with the LTA to secure funding to create three additional courts at Melbourne Sports Park. It has obtained 40% of the funding required for the development and states the new courts are needed as it has seen an increase in both junior and senior membership within the previous five years, with aspirations to sustain this growth in the upcoming years.

Granville Academy reports it is in the process of demolishing its current sports hall and building a new one. As part of this process the College will be building on its tennis courts. This site has six poor quality courts which are not floodlit; however, the loss of these courts will be mitigated with the creation of four new tennis court, two of which will be floodlit.

## **8.3: Demand**

### ***Competitive tennis***

Of the clubs which responded to consultation, there is a total of 336 senior members and 189 junior members in South Derbyshire, as seen in the table below.

*Table 8.5: Summary of club membership*

Name of club	Number of members	
	Seniors	Juniors
Church Broughton TC	70	60
Etwall TC	35	2
Grangewood TC	30	28
Melbourne TC	130	90
Netherseal Lawn TC	71	9
<b>Total</b>	<b>336</b>	<b>189</b>

Melbourne TC is the largest club as it services 130 senior members and 90 junior members. The Club reports it has a large coaching programme at junior level which has led to an increase in participation.

Church Broughton TC is the second largest club in South Derbyshire with a total of 130 members which is fairly evenly split between junior and senior.

# **SOUTH DERBYSHIRE PLAYING PITCH STRATEGY ASSESSMENT REPORT**

---

Etwell TC is the smallest club in South Derbyshire and reports that it currently fields three teams in the Burton Tennis League with no immediate plans to actively increase membership.

## ***Informal tennis***

It is considered that all courts in South Derbyshire that are not accessed by clubs have spare capacity for a growth in demand, although this is difficult to quantify as use is not recorded due to the open access nature of some sites. The majority of current use is assumed to take place throughout the summer months following events such as Wimbledon.

The LTA has recently set up an initiative to change the way in which people access council courts. Instead of providing free access, some local authorities are now securing their courts as per a membership scheme that allows members access through the use of a fob system following payment of a small yearly fee. Not only does this deter unofficial use of courts but it also allows official use to be tracked, thus providing data on how well and how often courts are being accessed. Nevertheless, some investment may be required to bring courts up to standard before the initiative can be rolled out.

No clubs readily allow for casual use of their courts by the community as they either do not have the spare capacity to do so, or because pay and play is difficult to manage. That being said, most clubs do allow for visitors, provided they are accompanied by members.

## ***Future demand***

Of the clubs which responded to consultation, three express future demand to increase their membership. The most ambitious of the three is Melbourne TC stating aspirations to increase junior membership by 40 and an increase of 60 for senior membership. This is followed by Church Broughton TC wanting an increase of 30 members in both senior and junior age groups. Finally, Netherseal TC has the most modest growth aspirations of the three clubs stating aims of an additional nine senior members and six junior members. In total South Derbyshire has an aspirational future club demand of 99 senior and 76 junior. Grangewood TC has no immediate plans to increase membership and will allow growth to occur organically.

## ***Latent demand***

Melbourne TC believes that additional outdoor tennis courts would lead to an increase in club membership. In effect it states, it has too many teams for the current supply of tennis courts at Melbourne Sports Park.

Sport England's Segmentation Tool enables analysis of 'the percentage of adults that would like to participate in Tennis but are not currently doing so'. The tool identifies latent demand of 1,752 people who would like to participate in the sport within South Derbyshire. The most dominant segment is 'Tim – Settling Down Males' (14.3%).

## ***Trends in South Derbyshire***

Recent figures for tennis nationally have shown a recent upturn in regular players, however, the long-term trend has shown a decrease. Participation in South Derbyshire indicates it has reflected the recent national trend of increased regular players with the majority of clubs stating an increase in both senior and junior participation.



# SOUTH DERBYSHIRE PLAYING PITCH STRATEGY ASSESSMENT REPORT

Table 8.6: Change in the number of teams over the previous five years

Membership	Clubs response		
	Increased	Decreased	Stayed the same
Senior	60%	20%	20%
Junior	60%	20%	20%

Church Broughton TC indicates it has not seen an increase in both senior and junior membership over the previous five years. It reports senior membership has marginally declined and junior membership has remained stagnant.

Melbourne TC, Netherseal Lawn TC and Etwall TC all state an increase in both junior and senior membership; however, Melbourne TC is the only club which indicates a reason for its increase. It states it has seen an increase in participation due to a large coaching programme at a junior level and the creation of new courts.

The LTA states that although South Derbyshire is not specifically on its strategic development plan, it is willing to support with any partners with are able to deliver transformational projects for tennis.

## 8.4: Supply and demand analysis

The LTA advises that a non-floodlit hard court can accommodate a maximum of 40 members, whereas a floodlit hard court can accommodate 60 members. Indoor courts can accommodate 200 members with air dome covered outdoor courts being able to host 100. As grass courts are only available for approximately 12 weeks of the year they are not included in membership numbers, though there are no grass courts within the District. Club membership and their home site capacity is summarised in the table below.

Table 8.7: Summary of supply and demand

Name of club	Total members	Site Capacity
Church Broughton TC	130	220
Etwall TC	37	180
Grangewood TC	58	200
Melbourne TC	220	180
Netherseal Lawn TC	80	240

## 8.4: Conclusion

Using above figures, Church Broughton, Etwall, Grangewood and Netherseal Lawn tennis clubs are considered to have sufficient court capacity to accommodate current and future membership, if future demand aspirations are actualised.

In contrast, the Melbourne TC is considered to be operating over capacity. The courts used by the Club have capacity for 180 members despite a current membership of 220. As such the Club requires access to additional court capacity, supportive of its aspirations to develop additional court provision onsite.

## SOUTH DERBYSHIRE PLAYING PITCH STRATEGY ASSESSMENT REPORT

---

As all remaining courts are deemed to have spare capacity, focus should be on improving quality to an adequate standard for informal play, particularly at publicly available sites that are assessed as poor or standard quality.

### Tennis summary

- ◀ **There is sufficient supply of tennis courts in South Derbyshire to meet current demand apart from at Melbourne Sports Park which is currently overplayed.**
- ◀ **As such Melbourne TC requires access to additional court capacity, supportive of its aspirations to develop additional court provision onsite.**
- ◀ There is a total of 45 tennis courts identified in South Derbyshire located across 12 sites, of which, 38 or 85% are as considered to be available for community use. The majority of courts are located in the North Analysis Area which hosts 14 courts (37%) in contrast the North East Analysis Area has the least provision with only three available courts (8%).
- ◀ Of available court provision, 24 courts (63%) are assessed as good quality, eight courts (21%) are assessed as standard quality and six courts (16%) are assessed as poor quality. Most of the courts are located at club managed sites (45%).
- ◀ All tennis clubs in South Derbyshire have access to floodlit courts.
- ◀ Melbourne TC is working with the LTA to secure funding to create three additional courts at Melbourne Sports Park.
- ◀ Of the clubs which responded to consultation, there is a total of 336 senior members and 189 junior members in South Derbyshire
- ◀ In total South Derbyshire has an aspirational future club demand of 99 senior and 76 junior members.
- ◀ All remaining courts are deemed to have spare capacity; focus should be on improving quality to an adequate standard for informal play, particularly at publicly available sites that are assessed as poor or standard quality.

# SOUTH DERBYSHIRE PLAYING PITCH STRATEGY ASSESSMENT REPORT

## PART 9: NETBALL

### 9.1: Introduction

England Netball governs netball in England. Levels of participation are quickly increasing, with over 100,000 affiliated members and at least one million women and girls playing during a typical week. The NGBs aim is to provide its members and partners with the best possible service and experience in sport.

England Netball is currently working on delivering its new five-year plan, Your Game Your Way. Its mission is for netball to be played in a diverse range of ideal environments that inspire and enable participation, growth and world class performance. It is to achieve this mission through directing tailored programmes to each of its segments of participation, which are:

- ◆ Minis, returners, adult casual, youth social and recreational
- ◆ I heart netballers, Hooked on Netball
- ◆ Hooked on netball, aspiring to perform, Talented youth and developing excellence
- ◆ Elite and high performance, aspiring to perform, Talented youth and developing excellence

### 9.2: Supply

In total, there are 21 netball courts located across eight sites. Of which eight (38%) are assessed as good quality, seven (33%) are assessed as standard quality and six (29%) assessed as poor quality.

*Table 9.1: Summary of netball courts in South Derbyshire*

Site ID	Site	Analysis area	Floodlit	Number of courts	Quality
6	Church Broughton Tennis Club	North West	No	1	Standard
15	John Port Spencer Academy (Etwall Leisure Centre)	North West	Yes	3	Standard
17	Eureka Park, Swadlincote	Central	No	1	Standard
22	Granville Academy	Central	No	5	Poor
33	Maurice Lea Memorial Park, Swadlincote	Central	No	1	Poor
36	Melbourne Recreation Ground	North East	Yes	2	Good
52	The Pingle Academy	Central	No	2	Standard
55	Repton School Sports Centre	North	No	6	Good

All courts are available for community use, with the only floodlit courts located at John Port Spencer Academy (Etwall Leisure Centre) and Melbourne Recreation Ground.

# SOUTH DERBYSHIRE PLAYING PITCH STRATEGY ASSESSMENT REPORT

## 9.3: Demand

### ***Burton and District Netball League***

The Burton and District Netball League operates both winter and summer netball leagues across South Derbyshire and neighbouring authority East Staffordshire. Its summer league consists of three divisions consisting of 22 teams through April to August. There are six clubs within the District which participate in the summer league.

*Table 9.2: Summary of club use of provision in South Derbyshire*

Site ID	Site	Analysis area	Club / League usage
15	John Port Spencer Academy (Etwall Leisure Centre)	North West	Etwall Lions NC, Hilton Juniors NC
17	Eureka Park, Swadlincote	Central	Eureka Park NC, Central Ladies NC, League competitions
33	Maurice Lea Memorial Park, Swadlincote	Central	League competitions
52	The Pingle Academy	Central	South Derbyshire Juniors NC
55	Repton School Sports Centre	North	League competitions

- ◀ Etwall Lions NC
- ◀ Hilton Juniors NC
- ◀ Seven Belles NC
- ◀ Eureka Park NC
- ◀ Central Ladies NC

These clubs use courts at Eureka Park, John Port Spencer Academy (Etwall Leisure Centre), Maurice Lea Memorial Park, The Pingle Academy and Repton School Sports Centre competitive fixtures. The Pingle Academy and John Port Spencer Academy (Etwall Leisure Centre) are additionally used for junior netball sessions. The summer league has grown from two divisions to three within the last five years which has meant an increase in use of sites located in South Derbyshire particularly The Pingle Academy and Eureka Park.

### ***Back to Netball and Walking Netball***

Back to Netball sessions are running across England and provide women of all ages a welcoming re-introduction to the sport. Sessions cover the basics of the game including passing, footwork and shooting and finish with a friendly game. Since its creation in 2010, over 60,000 women have taken part.

Walking netball has evolved from a growing demand of walking sports e.g. walking football. Walking netball is a slower version of the game. It has been designed so that anyone can play regardless of age and fitness level and therefore offers opportunities for older adults to participate and enjoy.

In South Derbyshire, Just Play Netball sessions are held indoors at Etwall Leisure Centre on Tuesday Evenings and at Green Bank Leisure Centre Thursday evenings Just Play Netball also takes place at Melbourne Sports Park on a Monday evening.

# SOUTH DERBYSHIRE PLAYING PITCH STRATEGY ASSESSMENT REPORT

---

## 9.4: Conclusion

In summary, there is enough netball provision in South Derbyshire to meet current demand therefore a priority should be placed on improving court quality and ensuring courts remain. Additionally, consideration should be given to assisting to further development of the Burton and District Netball League.

In addition, consideration should be given to increasing the amount of England Netball initiatives such as Back to Netball and Walking Netball.

### Netball summary

- ◀ **Priority should be placed on improving court quality in order to sustain usage and supporting the growth of the Burton and District Netball League.**
- ◀ **In addition, consideration should be given to increasing the amount of England Netball initiatives such as Back to Netball and Walking Netball.**
- ◀ There are 21 netball courts located across eight sites.
- ◀ Of the courts, eight are assessed as good quality, seven are assessed as standard quality and six assessed as poor quality.
- ◀ The only floodlit courts are located at John Port Spencer Academy (Etwall Leisure Centre) and Melbourne Sports Park.
- ◀ There are six clubs operating in South Derbyshire which are South Derbyshire Juniors, Etwall Lions, Hilton Juniors, Seven Belles, Eureka Park and Central Ladies netball clubs.
- ◀ The Burton and District Netball League frequently use Eureka Park, John Port Spencer Academy (Etwall Leisure Centre) Maurice Lea Memorial Park, The Pingle Academy and Repton School Sports Centre competitive fixtures.
- ◀ There are also a range of recreational netball opportunities in South Derbyshire.

# SOUTH DERBYSHIRE PLAYING PITCH STRATEGY ASSESSMENT REPORT

---

## APPENDIX 1: SPORTING CONTEXT

The following section outlines a series of national, regional and local policies pertaining to the study and which will have an important influence on the Strategy.

A number of NGB strategies are approaching or beyond their indicated lifespans but should be considered incumbent and applicable until publication of superceding strategies. Notably, the RFU is to publish its new facilities strategy later in 2018, whilst the RFL is also producing an emerging new facilities strategy.

### **National context**

The provision of high quality and accessible community outdoor sports facilities at a local level is a key requirement for achieving the targets set out by the Government and Sport England. It is vital that this strategy is cognisant of and works towards these targets in addition to local priorities and plans.

### ***Sport England: Towards an Active Nation (2016-2021)***

Sport England has recently released its new five year strategy 'Towards an Active Nation'. The aim is to target the 28% of people who do less than 30 minutes of exercise each week and will focus on the least active groups; typically women, the disabled and people from lower socio-economic backgrounds.

Sport England will invest up to £30m on a plan to increase the number of volunteers in grassroots sport. Emphasis will be on working with a larger range of partners with less money being directed towards National Governing Bodies.

The Strategy will help deliver against the five health, social and economic outcomes set out in the Government's Sporting Future strategy.

- ◀ Physical Wellbeing
- ◀ Mental Wellbeing
- ◀ Individual Development
- ◀ Social & Community Development
- ◀ Economic Development

### ***National Planning Policy Framework***

The National Planning Policy Framework (NPPF) sets out planning policies for England. It details how these changes are expected to be applied to the planning system. It also provides a framework for local people and their Councils to produce distinct local and neighbourhood plans, reflecting the needs and priorities of local communities.

The NPPF states the purpose of the planning system is to contribute to the achievement of sustainable development. It identifies that the planning system needs to focus on three themes of sustainable development: economic, social and environmental. A presumption in favour of sustainable development is a key aspect for any plan-making and decision-taking processes. In relation to plan-making the NPPF sets out that Local Plans should meet objectively assessed needs.

# SOUTH DERBYSHIRE PLAYING PITCH STRATEGY ASSESSMENT REPORT

---

The 'promoting healthy communities' theme identifies that planning policies should be based on robust and up-to-date assessments of the needs for open space, sports and recreation facilities and opportunities for new provision. Specific needs and quantitative or qualitative deficiencies or surpluses in local areas should also be identified. This information should be used to inform what provision is required in an area.

As a prerequisite, the NPPF states existing open space, sports and recreation buildings and land, including playing fields, should not be built on unless:

- ◀ An assessment has been undertaken, which has clearly shown that the open space, buildings or land is surplus to requirements.
- ◀ The loss resulting from the proposed development would be replaced by equivalent or better provision in terms of quantity and quality in a suitable location.
- ◀ The development is for alternative sports and recreational provision, the needs for which clearly outweigh the loss.

In order for planning policies to be 'sound' local authorities are required to carry out a robust assessment of need for open space, sport and recreation facilities.

### ***The FA National Game Strategy (2015 – 2019)***

The Football Association's (FA) National Game Strategy provides a strategic framework that sets out key priorities, expenditure proposals and targets for the national game (i.e., football) over a four year period. The main issues facing grassroots football are identified as:

- ◀ Sustain and Increase Participation.
- ◀ Ensure access to education sites to accommodate the game.
- ◀ Help players to be the best that they can be and provide opportunities for them to progress from grassroots to elite.
- ◀ Recruit, retain and develop a network of qualified referees
- ◀ Support clubs, leagues and other competition providers to develop a safe, inclusive and positive football experience for everyone.
- ◀ Support Clubs and Leagues to become sustainable businesses, understanding and serving the needs of players and customers.
- ◀ Improve grass pitches through the pitch improvement programme to improve existing facilities and changing rooms.
- ◀ Deliver new and improved facilities including new Football Turf Pitches.
- ◀ Work with priority Local Authorities enabling 50% of mini-soccer and youth matched to be played on high quality artificial grass pitches.



# SOUTH DERBYSHIRE PLAYING PITCH STRATEGY ASSESSMENT REPORT

---

## England and Wales Cricket Board (ECB) Cricket Unleashed 5 Year Plan

The England and Wales Cricket Board unveiled a new strategic five-year plan in 2016 (available at <http://www.cricketunleashed.com>). Its success will be measured by the number of people who play, follow or support the whole game.

The plan sets out five important headline elements and each of their key focuses, these are:

- ◀ **More Play** – make the game more accessible and inspire the next generation of players, coaches, officials and volunteers. Focus on:
  - ◀ *Clubs and leagues*
  - ◀ *Kids*
  - ◀ *Communities*
  - ◀ *Casual*
- ◀ **Great Teams** – deliver winning teams who inspire and excite through on-field performance and off-field behaviour. Focus on:
  - ◀ *Pathway*
  - ◀ *Support*
  - ◀ *Elite Teams*
  - ◀ *England Teams*
- ◀ **Inspired Fans** – put the fan at the heart of our game to improve and personalise the cricket experience for all. Focus on:
  - ◀ *Fan focus*
  - ◀ *New audiences*
  - ◀ *Global stage*
  - ◀ *Broadcast and digital*
- ◀ **Good Governance and Social Responsibility** – make decisions in the best interests of the game and use the power of cricket to make a positive difference. Focus on:
  - ◀ *Integrity*
  - ◀ *Community programmes*
  - ◀ *Our environments*
  - ◀ *One plan*
- ◀ **Strong Finance and Operations** – increase the game's revenues, invest our resources wisely and administer responsibly to secure the growth of the game. Focus on:
  - ◀ *People*
  - ◀ *Revenue and reach*
  - ◀ *Insight*
  - ◀ *Operations*

# **SOUTH DERBYSHIRE PLAYING PITCH STRATEGY ASSESSMENT REPORT**

---

## ***The Rugby Football Union Strategic Plan (2017-2021)***

The RFU has released its new strategic vision for rugby in England. The strategy is based on four main elements which are; Protect, Engage, Grow and Win. It covers all elements of rugby union ranging from elite rugby to grassroots, although the general relevancy to the PPS is centred around growing the game.

The RFU exists to promote and develop rugby union in England and ensure the long-term sustainability of clubs by growing player numbers and retaining them across all age groups. Responding to wider market influences, work will continue on developing new ways to take part in all forms of the game, without comprising the sports traditions. This will ensure a lasting legacy from elite success by attracting new players and encouraging current male and female adult players to play.

The four key aims to ensure long term sustainability are to:

- ◀ Improve player transition from age grade to adult 15-a-side rugby
- ◀ Expand places to play through Artificial Grass Pitches (AGPs)
- ◀ Engage new communities in rugby
- ◀ Create a community 7's offering

## ***England Hockey (EH) - A Nation Where Hockey Matters 2013***

Our vision is for England to be a 'Nation Where Hockey Matters'.

We know that delivering success on the international stage stimulates the nation's pride in their hockey team and, with the right events in place, we will attract interest from spectators, sponsors and broadcasters alike. The visibility that comes from our success and our occasions will inspire young people and adults to follow in the footsteps of their heroes and, if the right opportunities are there to meet their needs, they will play hockey and enjoy wonderful experiences.

Underpinning all this is the infrastructure which makes our sport function. We know the importance of our volunteers, coaches, officials, clubs and facilities. The more inspirational our people can be, the more progressive we can be and the more befitting our facilities can be, the more we will achieve for our sport. England Hockey will enable this to happen and we are passionate about our role within the sport. We will lead, support, counsel, focus and motivate the Hockey Nation and work tirelessly towards our vision.

As a governing body, we want to have a recognisable presence to participants of the game, be that through club or association website or their communications, or through the work of the many outstanding coaches in our game, so that players understand that their club is part of a wider team working together to a common goal.

Our core objectives are as follows:

1. Grow our Participation
2. Deliver International Success
3. Increase our Visibility
4. Enhance our Infrastructure
5. For England Hockey to be proud and respected custodians of the sport

# SOUTH DERBYSHIRE PLAYING PITCH STRATEGY ASSESSMENT REPORT

---

## Club participation

Our club market is well structured and clubs are required to affiliate to England Hockey to play in community leagues. As a result, relatively few occasional teams lie outside our affiliation structure. Schools and Universities are the other two areas where significant hockey is played.

Hockey is clearly benefiting from a double Olympic legacy. After Great Britain's women won bronze in front of a home crowd in London in 2012 the numbers of young girls playing the sport doubled and a historic gold in Rio 2016 saw more than 10,000 players promptly joining clubs. These triumphs have inspired the nation to get active and play hockey. Thanks to the outstanding work of the network of clubs across the country, England Hockey has seen unprecedented growth at both ends of the age range. There has been an 80% increase in the number of boys and girls in clubs, as well as a 54% increase in players over the age of 46.

Hockey clubs have reaped the rewards of the improved profile of the sport, focussing on a link with schools to provide excellent opportunities for young players. Programmes such as Quick sticks – a small-sided version of hockey for 7-11 year olds – in Primary Schools have been hugely successful in allowing new players to take part in the sport from an early age. The growth in the sport since the eve of London 2012 has been seen across the country, examples being a 110% increase in under 16s club participation in London, and a 111% growth in the North West in the same age bracket.

## ***England Hockey Strategy***

England Hockey's Facilities Strategy can be found [here](#).

**Vision:** For every hockey club in England to have appropriate and sustainable facilities that provide excellent experiences for players.

**Mission:** More, Better, Happier Players with access to appropriate and sustainable facilities

The 3 main objectives of the facilities strategy are:

### **1. PROTECT: To conserve the existing hockey provision**

- There are currently over 800 pitches that are used by hockey clubs (club, school, universities) across the country. It is important to retain the current provision where appropriate to ensure that hockey is maintained across the country.

### **2. IMPROVE: To improve the existing facilities stock (physically and administratively)**

- The current facilities stock is ageing and there needs to be strategic investment into refurbishing the pitches and ancillary facilities. England Hockey works to provide more support for clubs to obtain better agreements with facilities providers & education around owning an asset.

### **3. DEVELOP: To strategically build new hockey facilities where there is an identified need and ability to deliver and maintain. This might include consolidating hockey provision in a local area where appropriate.**

## **SOUTH DERBYSHIRE PLAYING PITCH STRATEGY ASSESSMENT REPORT**

---

England Hockey has identified key areas across the country where there is a lack of suitable hockey provision and there is a need for additional pitches, suitable for hockey. There is an identified demand for multi pitches in the right places to consolidate hockey and allow clubs to have all of their provision catered for at one site.

### ***2015-2018 British Tennis Strategy***

The Strategy is presented in a concise one page framework that includes key strategies relating to three participation "focus" areas, six participation "drivers" and three participation "enablers". To achieve success, the 12 strategy areas will need to work interdependently to stem the decline and unlock sustainable growth:

The three participation "focus" areas are where tennis is consumed:

- ◀ Deliver great service to clubs
- ◀ Build partnerships in the community, led by parks
- ◀ Enhance the tennis offer in education

The six participation "drivers" are the areas that will make the biggest difference where tennis is consumed. They must all be successful on a standalone and interconnected basis and include:

- ◀ Becoming more relevant to coaches
- ◀ Refocusing on recreational competition
- ◀ Providing results orientated facility investment
- ◀ Applying best in class marketing and promotion
- ◀ Jump starting the peak summer season
- ◀ Establishing a "no compromise" high performance programme with focus

The final layer is comprised of three participation "enablers" that underpin our ability to be successful. These enablers are rooted in how the LTA will get better; how the entire network of partners must be harnessed to work together and the need to raise more financial resources to fund our sport's turnaround. They include:

- ◀ Becoming a more effective and efficient LTA
- ◀ Harnessing the full resource network
- ◀ Generating new revenue

For further information and more detail on the framework please go to <http://www.lta.org.uk/about-the-lta/structure-vision>

# **SOUTH DERBYSHIRE PLAYING PITCH STRATEGY ASSESSMENT REPORT**

---

## ***UK Athletics Facilities Strategy (2014-2019)***

Facilities are essential to attracting, retaining and developing athletes of the future. Having the right facilities in the right place will be crucial in meeting growing demand, increasing participation in physical activity and athletics, improving the health of the nation and supporting a new generation of athletes in clubs and schools through to national and world class level.

UKA and the Home Country Athletics Federations (HCAFs) recognise the challenges faced by facility owners and venue operators, and the 5 year Facility Strategy (2014-2019) uses a Track & Field facility model designed to support a sustainable UK network of development, training and competition venues that meet Home Country needs aligned to UKA's Athlete/Participant Development Model. In addition to Track and Field provision, UKA recognises the huge amount of club activity that takes place on roads, paths and trails and the strategy also maps out a plan for future "running" facilities.

The strategy does not seek to identify priority facilities, clubs or geographical areas. Instead, it provides the direction and guidance that will enable the four Home Country Athletics Federations (England Athletics, Athletics Northern Ireland, Scottish Athletics and Welsh Athletics) to establish their own priorities and deliver the principles of the UKA Facilities Strategy within their own national context.

### **UKA's 2014-19 Facilities Strategy key outcomes:**

- ◀ Increased participation across all athletics disciplines
- ◀ Increased club membership by providing facilities that support a participation pathway from novice through to club member
- ◀ Increased talent pool
- ◀ Long term improvement in the development of athletes of all ages and abilities
- ◀ Securing the long-term future of existing facilities
- ◀ More attractive and inspiring facilities for existing and potential athletes
- ◀ Improving the athletics experience for all participants
- ◀ Improved relationships and interactions between stakeholders, particularly clubs and facility operators

# SOUTH DERBYSHIRE PLAYING PITCH STRATEGY ASSESSMENT REPORT

## *England Netball - Your Game, Your Way 2013-17 Whole Sport Plan*

Although not yet updated, England Netball remains committed to its '10-1-1' mission, vision and values that form the fundamentals for its strategic planning for the future for the sport and business.



To facilitate the successful achievement of Netball 10:1:1 and Goal 4, England Netball will:

- ◆ Accelerate the participation growth by extending our market penetration and reach through the activation of a range of existing and new participant-focused products and programmes that access new and targeted markets.
- ◆ Increase the level of long-term participant retention through targeting programmes at known points of attrition and easy transition through the market segments, supported by an infrastructure that reflects the participant needs and improves their netball experience.
- ◆ Build a sustainable performance pathway and system built on the principles of purposeful practice and appropriate quality athlete coach contact time.
- ◆ Develop sustainable revenue streams through the commercialisation of a portfolio of products and programmes and increasing membership sales. This will also include the creation of cost efficiencies and improved value for money through innovative partnerships and collaborations in all aspects of the business.
- ◆ Establish high standards of leadership and governance that protect the game and its people and facilitates the on-going growth and transformation of the NGB and sport.

# **SOUTH DERBYSHIRE PLAYING PITCH STRATEGY ASSESSMENT REPORT**

---

## ***Bowls England: Strategic Plan 2014-2017***

Although not yet updated, Bowls England continues to provide strong leadership and work with its stakeholders to support the development of the sport of bowls in England for this and future generations.

The overall vision of Bowls England is to:

- ◀ Promote the sport of outdoor flat green bowls.
- ◀ Recruit new participants to the sport of outdoor flat green bowls.
- ◀ Retain current and future participants within the sport of flat green bowls.

In order to ensure that this vision is achieved, ten key performance targets have been created, which will underpin the work of Bowls England up until 31st March 2017.

- ◀ 115,000 individual affiliated members.
- ◀ 1,500 registered coaches.
- ◀ Increase total National Championship entries by 10%.
- ◀ Increase total national competition entries by 10%.
- ◀ Medal places achieved in 50% of events at the 2016 World Championships.
- ◀ 35 county development plans in place and operational.
- ◀ County development officer appointed by each county association.
- ◀ National membership scheme implemented with 100% uptake by county associations.
- ◀ Secure administrative base for 1st April 2017.
- ◀ Commercial income to increase by 20%.

Despite a recent fall in affiliated members, and a decline in entries into National Championships over the last five years, Bowls England believes that these aims will be attained by following core values. The intention is to:

- ◀ Be progressive.
- ◀ Offer opportunities to participate at national and international level.
- ◀ Work to raise the profile of the sport in support of recruitment and retention.
- ◀ Lead the sport.
- ◀ Support clubs and county associations.

## ***British Crown Green Bowling Association***















Please note there is no current facility guidance provided by British Crown Green Bowling Association responsible for crown green bowls in England.

<http://bcgba.org.uk/index.html>















# SOUTH DERBYSHIRE PLAYING PITCH STRATEGY ASSESSMENT REPORT

## APPENDIX 2: SPORT ENGLAND MARKET SEGMENTATION













Segment name and description		Segment characteristics	Main age band	Socio eco group	1x30 3x30	% Eng- popn	Media and Communications	Key brands	Top sports (played at least once a month) and sporting behaviour
	<b>Ben</b> Competitive Male Urbanites Also known as Josh, Luke, Adam, Matesuz, Kamil	Male, recent graduates, with a 'work-hard, play-hard' attitude. <i>Graduate professional, single.</i>	18-25	ABC1	69% 39%	4.9%	Ben is a heavy internet user, using it for sports news, personal emails, social networking and buying films, games and tickets. He is highly responsive to internet advertising.		Ben is a very active type and takes part in sport on a regular basis. He is the sportiest of the 19 segments. Ben's top sports are football (33%), keep fit/ gym (24%), cycling (18%), athletics including running (15%) and swimming (13%).
	<b>Jamie</b> Sports Team Lads Also known as Ryan, Nathan, Ashley, Adeel, Pawel	Young blokes enjoying football, pints and pool. <i>Vocational student, single.</i>	18-25	C2DE	59% 31%	5.4%	Jamie is a prolific mobile phone user and as uses this as a primary source of information. He likes to text rather than talk, and uses 3G for sports results and SMS text information services.		Jamie is a very active type that takes part in sport on a regular basis. Jamie's top sports are football (28%), keep fit and gym (22%), athletics including running (12%), cycling (12%) and swimming (10%).
	<b>Chloe</b> Fitness Class Friends Also known as Nisha, Sophie, Lauren, Charlotte, Lucy	Young image-conscious females keeping fit and trim. <i>Graduate professional, single.</i>	18-25	ABC1	56% 23%	4.7%	Chloe is a heavy internet and mobile phone user. She uses her mobile to keep in contact with friends and family, preferring this to her landline. Chloe has a new 3G phone which provides internet access but is still likely to use text as her first source of information.		Chloe is an active type that takes part in sport on a regular basis. Chloe's top sports are keep fit/ gym (28%), swimming (24%), athletics including running (14%), cycling (11%) and equestrian (5%).
	<b>Leanne</b> Supportive Singles Also known as Hayley, Kerry, Danielle, Nisha, Saima	Young busy mums and their supportive college mates. <i>Student or PT vocational, Likely to have children.</i>	18-25	C2DE	42% 17%	4.3%	Leanne is a light internet user and a heavy mobile phone user, using this instead of a landline to contact friends. She uses SMS text services and also entertainment features on her mobile. Leanne's mobile is likely to be pay-as-you-go and she responds to text adverts.		Leanne is the least active segment of her age group. Leanne's top sports are keep fit/ gym (23%), swimming (18%), athletics including running (9%), cycling (6%) and football (4%).
	<b>Helena</b> Career Focused Female Also known as Claire, Tamsin, Fiona, Sara, Joanne	Single professional women, enjoying life in the fast lane. <i>Full time professional, single.</i>	26-45	ABC1	53% 19%	4.6%	Helena always has her mobile and PDA on hand so that she is contactable for work and social calls. She is a heavy internet user, but mainly from home, and uses this as her primary source of information.		Helena is a fairly active type that takes part in sport on a regular basis. Helena's top sports are keep fit/ gym (26%), swimming (22%), cycling (11%), athletics including running (9%), and equestrian (3%).
	<b>Tim</b> Settling Down Males Also known as Simon, Jonathan, Jeremy, Adrian, Marcus	Sporty male professionals, buying a house and settling down with partner. <i>Professional, may have children, married or single.</i>	26-45	ABC1	62% 27%	8.8%	Tim's main source of information is the internet -he uses this for information on property, sport and managing his finances. He is a heavy mobile phone user and likes to access information 24/7. Tim will often buy things online and is relatively likely to use SMS text alerts and 3G services.		Tim is an active type that takes part in sport on a regular basis. Tim's top sports are cycling (21%), keep fit/ gym (20%), swimming (15%), football (13%) and golf (7%).
	<b>Alison</b> Stay at Home Mums Also known as Justine, Karen, Suzanne, Tamsin, Siobhan	Mums with a comfortable, but busy, lifestyle. <i>Stay-at-home mum, children, married.</i>	36-45	ABC1	55% 20%	4.4%	Alison is a medium TV viewer and may have a digital package, but is unlikely to respond to TV advertising. She is a medium internet user and is unlikely to respond to internet advertising, but will use it as a source of information to aid her decision-making. She has a pay-as-you-go mobile for emergencies, but prefers to use her landline.		Alison is a fairly active segment with above average levels of participation in sport. Alison's top sports are: keep fit/ gym (27%), swimming (25%), cycling (12%), athletics including running (11%), and equestrian (3%).

# SOUTH DERBYSHIRE PLAYING PITCH STRATEGY ASSESSMENT REPORT

Segment name and description		Segment characteristics	Main age band	Socio eco group	1x30 3x30	% Eng- popn	Media and Communications	Key brands	Top sports (played at least once a month) and sporting behaviour
	<b>Jackie</b> Middle England Mums  Also known as Andrea, Cheryl, Deborah, Jane, Louise	Mums juggling work, family and finance. <i>Vocational job, may have children, married or single.</i>	36-45	C1C2D	47% 16%	4.9%	Jackie is a medium TV viewer, enjoying soaps, chat shows and dramas, and has Freeview digital channels. She is a light and cautious internet user, but has been encouraged by her children's prolific usage and is becoming more confident herself.		Jackie has above average participation levels in sport, but is less active than other segments in her age group. Jackie's top sports are keep fit/ gym (22%), swimming (20%), cycling (9%), athletics including running (6%), and badminton (2%).
	<b>Kev</b> Pub League Team Mate  Also known as Lee, Craig, Steven, Tariq, Dariusz.	Blokes who enjoy pub league games and watching live sport. <i>Vocational job, may have children, married or single.</i>	36-45	DE	43% 17%	5.9%	Kev is a heavy TV viewer, likely to have a digital or cable package for extra sports coverage. He is a heavy radio listener and is likely to favour local commercial stations. Kev uses his mobile phone for social reasons but will not respond to text advert.		Kev has above average levels of participation in sport. Kev's top sports are keep fit/ gym (14%), football (12%), cycling (11%), swimming (10%) and athletics including running (6%).
	<b>Paula</b> Stretched Single Mums  Also known as Donna, Gemma, Shelley, Tina, Tammy	Single mums with financial pressures, childcare issues and little time for pleasure. <i>Job seeker or part time low skilled worker, children, single.</i>	26-45	DE	36% 13%	3.7%	Paula is a heavy TV viewer, enjoying quiz and chat shows, reality TV and soaps. She is likely to have a digital or cable package. Paula does not have internet access at home, and is a heavy mobile phone user, although this is likely to be pay-as-you-go.		Paula is not a very active type and her participation is lower than that of the general adult population. Paula's top sports are keep fit/ gym (18%), swimming (17%), cycling (5%), athletics including running (4%) and football (3%).
	<b>Philip</b> Comfortable Mid Life Male  Also known as Graham, Colin, Keith, Stuart, Clive	Mid-life professional, sporty males with older children and more time for themselves. <i>Full time job and owner occupied, children, married.</i>	46-55	ABC1	51% 20%	8.7%	Philip is a medium TV viewer, likely to have digital and use interactive services for sports and business news. He is a heavy radio listener. Philip is comfortable purchasing over the phone and internet, but is unlikely to respond to SMS text alerts.		Philip's sporting activity levels are above the national average. Philip's top sports are cycling (16%), keep fit/ gym (15%), swimming (12%), football (9%), and golf (8%).
	<b>Elaine</b> Empty Nest Career Ladies  Also known as Carole, Sandra, Penelope, Julie, Jacqueline	Mid-life professionals who have more time for themselves since their children left home. <i>Full time job and owner occupied, married.</i>	46-55	ABC1	43% 12%	6.1%	Elaine is a light TV viewer, loyal to mainstream terrestrial channels. Elaine is a medium radio listener, likely to prefer BBC Radio 2 or 4 and Classic FM. A moderate internet user, she browses news and lifestyle sites. Elaine reads broadsheets, such as the Daily Telegraph, and women's lifestyle magazines. She would not respond to sms text alerts, nor to cold-calling.		Elaine's sporting activity levels are similar to the national average. Elaine's top sports are keep fit/ gym (21%), swimming (18%), cycling (7%), athletics including running (3%) and tennis (2%).
	<b>Roger &amp; Joy</b> Early Retirement Couples  Also known as Melvyn, Barry, Geoffrey, Linda, Susan, Patricia	Free-time couples nearing the end of their careers. <i>Full-time job or retired, married.</i>	56-65	ABC1	38% 10%	6.8%	Roger and Joy are medium TV viewers and heavy radio listeners. They regularly read the Times of Daily Telegraph, and a local paper. They have increased their use of the internet and may now have access to it at home.		Roger and Joy are slightly less active than the general population. Roger and Joy's top sports are keep fit/ gym (13%), swimming (13%), cycling (8%), golf (6%), and angling (2%).



# SOUTH DERBYSHIRE PLAYING PITCH STRATEGY ASSESSMENT REPORT

Segment name and description		Segment characteristics	Main age band	Socio eco group	1x30 3x30	% Eng-popn	Media and Communications	Key brands	Top sports (played at least once a month) and sporting behaviour
	<b>Brenda</b> Older Working Women  Also known as Shirley, June, Maureen, Janet, Diane	Middle aged ladies, working to make ends meet. <i>Part-time job, married.</i>	46-65	C2DE	29% 8%	4.9%	Brenda is a heavy TV viewer and is likely to respond to TV advertising. She is a medium radio listener, preferring local commercial stations. Brenda rarely has access to the internet, and is an infrequent mobile user. She enjoys reading the Mirror or the Sun.		Brenda is generally less active than the average adult. Brenda's top sports are keep fit/ gym (15%), swimming (13%), cycling (4%), athletics including running (2%) and badminton (1%).
	<b>Terry</b> Local 'Old Boys'  Also known as Derek, Brian, Malcolm, Raymond, Michael	Generally inactive older men, low income, little provision for retirement. <i>Job Seeker, married or single.</i>	56-65	DE	26% 9%	3.7%	Terry is a high TV viewer, both at home and in the pub, particularly enjoying live sports coverage. He reads the tabloids on a daily basis. Terry does not use the internet, and does not feel he is missing out. He is unlikely to have a mobile phone.		Terry is generally less active than the average adult. Terry's top sports are keep fit/ gym (8%), swimming (6%), cycling (6%), angling (4%), and golf (4%).
	<b>Norma</b> Late Life Ladies  Also known as Pauline, Angela, Irene, Denise, Jean	Older ladies, recently retired with a basic income to enjoy their lifestyles. <i>Job seeker or retired, single.</i>	56-65	DE	23% 6%	2.1%	Norma is a high TV viewer, enjoying quiz shows, chat shows, soaps and religious programmes. Most new technology has passed her by, having no internet access or mobile phone, but she uses her landline to call her family.		Norma is generally less active than the average adult. Norma's top sports are keep fit/ gym (12%), swimming (10%), cycling (2%), bowls (1%) and martial arts/ combat (1%).
	<b>Ralph &amp; Phyllis</b> Comfortable Retired Couples  Also known as Lionel, Arthur, Reginald, Beryl, Peggy, Marjorie	Retired couples, enjoying active and comfortable lifestyles. <i>Retired, married or single.</i>	66+	ABC1	28% 9%	4.2%	Ralph and Phyllis are medium to light TV viewers, preferring to be out and about instead. They are unlikely to have access to the internet, although it is something they are considering. They read the newspaper daily: either the Daily Telegraph or Times.		Ralph and Phyllis are less active than the average adult, but sportier than other segments of the same age group. Ralph and Phyllis' top sports are keep fit/ gym (10%), swimming (9%), golf (7%), bowls (4%), and cycling (4%).
	<b>Frank</b> Twilight Years Gent  Also known as Roy, Harold, Stanley, Alfred, Percy	Retired men with some pension provision and limited exercise opportunities. <i>Retired, married or single</i>	66+	C1C2D	21% 9%	4.0%	Frank is a heavy TV viewer and enjoys watching live sport and notices TV advertising, which he is influenced by. He does not use the internet and is nervous of computers. Frank reads a newspaper most days, either the Daily Mail or Express. He does not have a mobile phone.		Frank is generally much less active than the average adult. Frank's top sports are golf (7%), keep fit/ gym (6%), bowls (6%), swimming (6%) and cycling (4%).
	<b>Elsie &amp; Arnold</b> Retirement Home Singles  Also known as Doris, Ethel, Gladys, Stanley, Walter, Harold	Retired singles or widowers, predominantly female, living in sheltered accommodation. <i>Retired, widowed.</i>	66+	DE	17%	8.0%	Elsie and Arnold are heavy TV viewers, enjoying quiz shows, religious programmes and old films. They generally do not have access to the internet or use a mobile phone, and only use their landline to call family		Elsie and Arnold are much less active than the average adult. Their top sports are keep fit/ gym (10%), swimming (7%), bowls (3%), golf (1%) and cycling (1%).



# **SOUTH DERBYSHIRE PLAYING PITCH STRATEGY**

## **STRATEGY & ACTION PLAN**

### **JULY 2018**

QUALITY, INTEGRITY, PROFESSIONALISM

**Knight, Kavanagh & Page Ltd**

Company No: 9145032 (England)

MANAGEMENT CONSULTANTS

Registered Office: 1 -2 Frecheville Court, off Knowsley Street, Bury BL9 0UF

T: 0161 764 7040 E: [mail@kcp.co.uk](mailto:mail@kcp.co.uk) [www.kcp.co.uk](http://www.kcp.co.uk)



6543 026

# **SOUTH DERBYSHIRE PLAYING PITCH STRATEGY STRATEGY & ACTION PLAN**

---

## **CONTENTS**

PART 1: INTRODUCTION .....	2
PART 2: VISION .....	15
PART 3: AIMS.....	16
PART 4: SPORT SPECIFIC ISSUES SCENARIOS AND RECOMMENDATIONS .....	17
PART 5: STRATEGIC RECOMMENDATIONS .....	33
PART 6: ACTION PLAN.....	47
PART 7: HOUSING GROWTH SCENARIOS .....	74
PART 8: DELIVER THE STRATEGY AND KEEP IT ROBUST AND UP TO DATE .....	80
APPENDIX ONE: SPORTING CONTEXT .....	84
APPENDIX TWO: FUNDING PLAN .....	93
APPENDIX THREE: GLOSSARY .....	98

# SOUTH DERBYSHIRE PLAYING PITCH STRATEGY STRATEGY & ACTION PLAN

---

## PART 1: INTRODUCTION

This is the Playing Pitch Strategy (PPS) for South Derbyshire Council (SDDC) and its partners. Building upon the preceding Assessment Report it provides a clear, strategic framework for the maintenance and improvement of existing outdoor sports pitches and ancillary facilities, and the provision of new facilities between 2017 and 2028.

A Steering Group has led and will continue to lead the PPS to ensure the delivery and implementation of its recommendations and actions. It is made up of representatives from the Council, Sport England and pitch sport National Governing Bodies of Sport (NGBs), namely the Football Association (FA), Derbyshire County Football Association (DCFA), England and Wales Cricket Board (ECB), Derbyshire Cricket Board (DCB), the Rugby Football League (RFL), the Rugby Football Union (RFU) and England Hockey (EH).

The following types of outdoor sports facilities were agreed by the steering group for inclusion in the Assessment and Strategy.

Pitch sports will be assessed using the guidance set out in Sport England's Playing Pitch Strategy Guidance: An approach to developing and delivering a playing pitch strategy.

### *Pitch sports:*

- ◀ Football pitches
- ◀ Rugby union pitches
- ◀ Rugby league pitches
- ◀ Cricket pitches
- ◀ Third generation artificial grass (3G) pitches
- ◀ Artificial grass pitches (including use for hockey)
- ◀ Lacrosse
- ◀ American football
- ◀ Gaelic sports
- ◀ Ultimate (frisbee)

Outdoor sports will be assessed using Sport England's Assessing Needs and Opportunities Guidance (2014). Non-pitch outdoor sports require a different methodology to assess demand and supply to that used for pitch sports.

### *Outdoor sports:*

- ◀ Outdoor bowling greens
- ◀ Outdoor tennis courts
- ◀ Athletics tracks
- ◀ Outdoor netball courts

A Playing Pitch Strategy will provide the evidence required to help protect, enhance and provide playing fields to ensure sufficient land is available to meet existing and projected future pitch requirements, and requirements for other outdoor sports. Planning Policy and other relevant sport related corporate strategies must be based upon a robust evidence base in order to ensure planning, local policies and physical activity, sport and recreational development criteria can be implemented efficiently and effectively.

# SOUTH DERBYSHIRE PLAYING PITCH STRATEGY STRATEGY & ACTION PLAN

---

The strategy is capable of the following in South Derbyshire:

- ◀ Providing a clear framework for all playing pitch and specified outdoor sport providers, including the public, private and third sector bodies;
- ◀ Informing decisions about the protection, enhancement and provision of playing pitch and specified outdoor sport facilities;
- ◀ Planning for the delivery and availability of facilities to address the needs of all identified sports within the local area, picking up particular local demand issues and recommending corresponding solutions;
- ◀ Addressing needs and responding to issues and opportunities presented by population growth, and or major growth/regeneration areas;
- ◀ Planning for and delivery of land and facilities to address cross boundary patterns of demand for playing pitches/outdoor sport provision taking into account wider strategic plans that extend beyond the District of South Derbyshire;
- ◀ Addressing issues of accessibility, quality and management with regard to playing pitch/outdoor sport facility provision;
- ◀ Providing short, medium and long-term recommendations which are deliverable having regard to both the local authority's budgetary/procurement position as well as wider potential funding sources from other stakeholders and partners;
- ◀ Informing land use decisions in respect of proposals for existing playing fields, playing pitches and outdoor sport facilities;
- ◀ Standing up to scrutiny at a public inquiry as a robust study;
- ◀ Providing realistic aspirations which are implementable within the context of the local authority's budgetary position and procurement regime, and potential wider funding sources;
- ◀ Providing the basis for ongoing monitoring and review of the use, distribution, function, quality and accessibility of playing pitches and outdoor sports facilities.

The partner organisations have a vested interest in ensuring existing playing fields, pitches and ancillary facilities can be protected and enhanced. Many of the objectives and actions will need to be delivered and implemented by sports organisations and education establishments in addition to the Council.

## **Strategy structure**

The Strategy has been developed from research and analysis of playing pitch provision and usage within South Derbyshire and relevant patterns of usage and provision in neighbouring local authority areas to provide:

- ◀ A vision for the future improvement and prioritisation of outdoor sports facilities.
- ◀ A number of aims to help deliver the recommendations and actions.
- ◀ A range of sport by sport and local authority wide scenarios to help inform policy recommendations and prioritisation of actions.
- ◀ A series of sport by sport recommendations which provide a framework for sport led improvements to provision across the District.
- ◀ A series of recommendations which provide a strategic framework for the improvement, maintenance, development and, as appropriate, rationalisation of provision.
- ◀ A prioritised area-by-area action plan to address key issues and requirements.

The Strategy and Action Plan recommends a number of priority projects for South Derbyshire which should be implemented over the next ten years. It provides a framework for improvement and new provision and , although firm resources may not currently be in



# SOUTH DERBYSHIRE PLAYING PITCH STRATEGY STRATEGY & ACTION PLAN

---

place to implement all of it, possible sources of external funding and support from wider partners and stakeholders may be available, (see Appendix Four: Funding Plan<sup>1</sup>).

## Monitoring and updating

It is important that there is regular annual monitoring and review against the actions identified in the Strategy. This monitoring should be led by the Council and supported by the Steering Group. As a guide, if no review and subsequent update has been carried out within three years of the PPS being signed off by the Steering Group, then Sport England and the NGBs would consider the PPS and the information on which it is based to be out of date. If the PPS is used as a 'live' document, and kept up to date, there is no fixed timescale for a full replacement being required, and the need for a new document will depend upon the specific circumstances in the locality.

The PPS should be reviewed on an annual basis from the date it is formally signed off by the Steering Group. This will help to maintain the momentum and commitment that would have been built up when developing the PPS. Taking into account the time to develop the PPS this should also help to ensure that the original supply and demand information is no more than two years old without being reviewed. Part 8 of this strategy report contains a suggested process for carrying out the update and monitoring. The Steering Group will need to agree the process prior to adoption of this strategy.

## Study area

South Derbyshire is the Southernmost district within the County of Derbyshire, bordering the City of Derby to the North and Erewash to the North East. South Derbyshire represents an area accessible to three Counties, not only located within Derbyshire but also bordering Leicestershire (North West Leicestershire) from East to South as well as Staffordshire (Lichfield to the South West and East Staffordshire to the West).

The strategy covers the District boundary area of South Derbyshire; however, the data gathered has been presented in such a way as to be further analysed by smaller Analysis Areas. There are also a number of sports teams from outside the specified area that use pitches within South Derbyshire and sports teams from inside the District which use facilities outside in other local authority areas. This cross-boundary movement has been taken into consideration when producing this report.

For the purpose of this analysis, South Derbyshire has been broken down into five Analysis Areas in keeping with the previously completed South Derbyshire PPS (2011). They are (including current population<sup>2</sup>):

- ◀ North (16,188)
- ◀ North East (12,141)
- ◀ North West (18,508)
- ◀ Central (42,747)
- ◀ South (10,750)

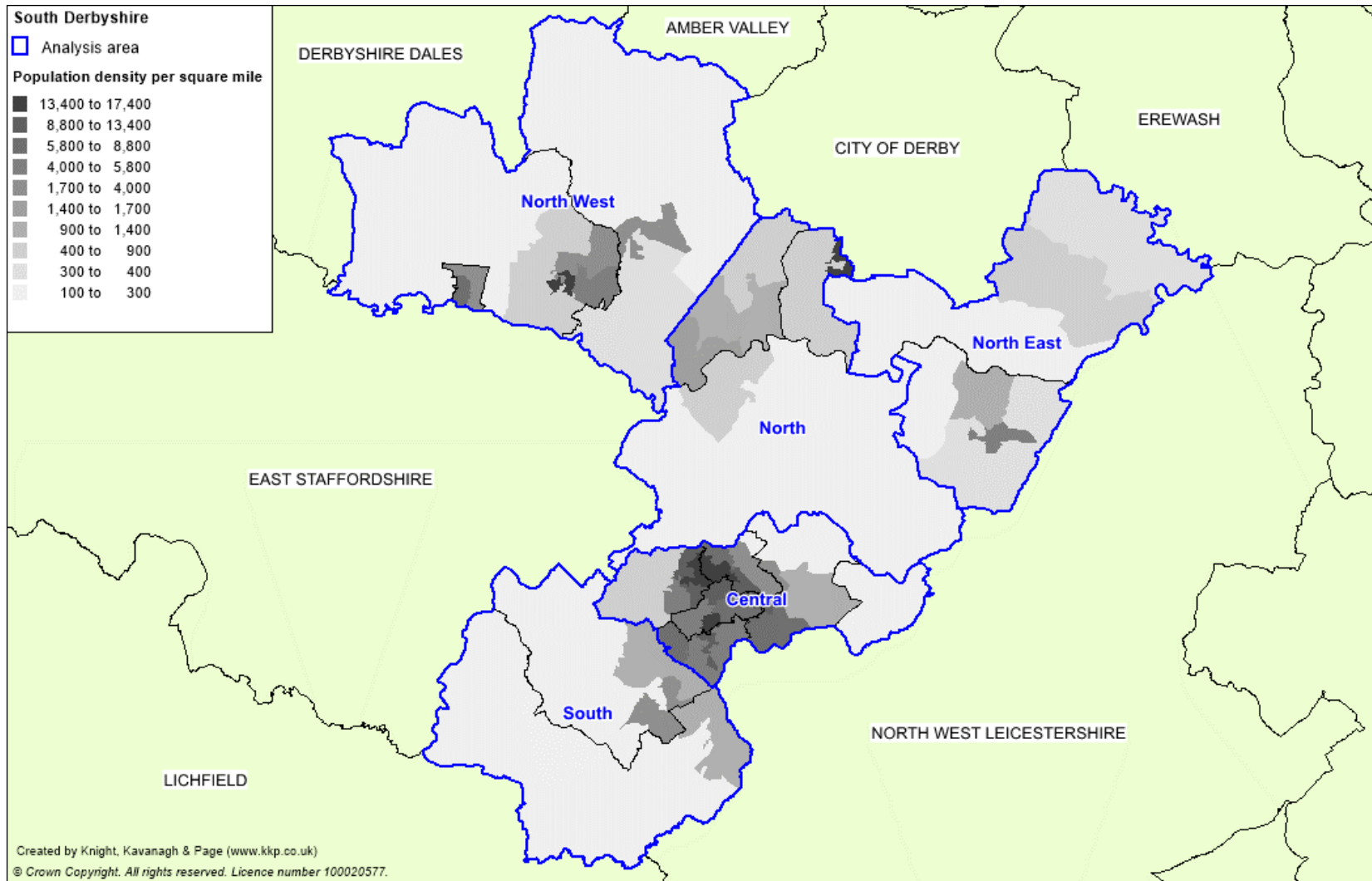
---

<sup>1</sup> Please note that Sport England funding streams will be subject to change throughout 2016/17.

<sup>2</sup> Data Source: ONS Mid-2016 Population Estimates for Lower Layer Super Output Areas in England and Wales by Single Year of Age and Sex

# SOUTH DERBYSHIRE PLAYING PITCH STRATEGY STRATEGY & ACTION PLAN

Figure 1.1: Map of South Derbyshire with PPS Analysis Areas



# SOUTH DERBYSHIRE PLAYING PITCH STRATEGY STRATEGY & ACTION PLAN

---

## *Population growth*

The current resident population in South Derbyshire is 100,334<sup>3</sup>. By 2028 (the period to which the accompanying assessment projects population based future demand, in line with the South Derbyshire Local Plan period) the District's population is projected to increase by an estimated 19,968, representing a 19.9% increase to 120,302<sup>4</sup> through natural growth and substantial new planned residential developments. The Local Plan highlights that not only is the population growing, but it is also ageing, with a predicted increase of 13,823 residents aged 56+ by 2028, representing a 52.4% increase.

Team generation rates (TGRs) were used to provide an indication of how many people it may take to generate a team (by gender and age group), in order to help estimate the change in demand for pitch sports that may arise from any population change in the study area and are set out in the Assessment Report.

Due to the nature of housing growth in South Derbyshire, specifically the need to accommodate urban extensions of Derby, local SDDC data on population growth far exceeds ONS projections which do not account for these. In order for the TGRs to reflect the total growth figure in the absence of single year of age data, the additional growth factor has been applied to the growth trends shown by ONS data, to assume that the same projected patterns of participation will continue.

## *Housing growth*

The Derby Housing Market Area (HMA) Aligned Core Strategy concludes a requirement for an additional 33,388 new homes over the period 2011-2028 across the local authorities within the HMA. South Derbyshire is required to deliver 12,618 of these (consisting of the housing need for South Derbyshire which is 9,605 dwellings and a share of the housing need that Derby is unable to accommodate representing 3,013 dwellings) with 11,000 required to be delivered in Derby and 9,770 in Amber Valley. Of the 12,618 new homes required, the SDDC Housing Position Paper (June 2017) identifies a total of 2,846 dwellings built over the six year period 2011 to March 31st 2017, at an average 474 dwellings per year, meaning a requirement for 9,772 remains from April 2017/18-2028.

The Objectively Assessed Housing Need (OAN) for Derby is 16,388 however it has been agreed collectively by the HMA Authorities that Derby City cannot provide more than 11,000 dwellings in the period up to 2028. As such, the remaining 5,388 will be delivered within South Derbyshire (3,013) and Amber Valley (2,375) as urban extensions to the City, with five of the strategic housing sites identified in the Derby Local Plan to be cross-boundary schemes delivered across Derby and South Derbyshire. They are:

- ◀ Wragley Way, Sinfyn – 180 dwellings
- ◀ Rykneld Road, Littleover – 900 dwellings
- ◀ Hackwood Farm, Mickleover – 400 dwellings
- ◀ Boulton Moor East – 800 dwellings
- ◀ South Chellaston Sites – 100 dwellings

---

<sup>3</sup> Source: ONS Mid-2015 Population Estimates for Lower Layer Super Output Areas in England and Wales by Single Year of Age and Sex

<sup>4</sup> Source: SDDC annual monitoring report

# SOUTH DERBYSHIRE PLAYING PITCH STRATEGY STRATEGY & ACTION PLAN

Table 1.1: Breakdown of playing pitches across South Derbyshire

Sport	Pitch type	Management					Total number
		District Council	Education	Sports Club/ Community organisation	Private/ other	Parish Council	
Football	Adult	7	14	14	-	16	51
	Youth 11v11	2	1	6	-	4	13
	Youth 9v9	3	5	2	-	1	11
	Mini 7v7	-	1	-	-	3	4
	Mini 5v5	-	1	-	-	-	1
Cricket	Natural turf	-	5	15	-	-	20
	Non-turf	-	2	4	-	-	6
Rugby union	Senior	-	3	2	-	-	5
	Junior	-	-	-	-	-	-
	Mini	-	-	-	-	-	-
3G pitch	Full sized	1	1	-	-	-	2
	Small sized	-	-	1	-	-	1
Sand based AGP	Full sized	-	1	-	-	-	1
	Small sized	-	1	-	1	-	2
Water based AGP	Full sized	-	1	-	-	-	1
	Small sized	-	-	-	-	-	-
Bowls	Crown	3	-	8	-	2	13
	Flat	1	-	2	-	1	4
Tennis		9	19	17	-	-	45
Netball		5	13	3	-	-	21

## Context

The primary purpose of the Playing Pitch Strategy (PPS) is to provide a strategic framework which ensures that the provision of outdoor playing pitches/sports facilities meet the local needs of existing and future residents across South Derbyshire. The Strategy is produced in accordance with Sport England Playing Pitch Strategy Guidance (October 2013 as updated in March 2014) and the National Planning Policy Framework (NPPF) and provides robust and objective justification for future playing pitch protection, enhancement and provision throughout the District.

Section 8 of the NPPF highlights the importance of working to achieve healthy, inclusive and safe places which enable and support healthy lifestyles, especially where this would address identified health and well-being needs, for example through the provision of safe and accessible sports facilities (paragraph 91).

# SOUTH DERBYSHIRE PLAYING PITCH STRATEGY STRATEGY & ACTION PLAN

---

It also highlights the importance of planning positively for the provision and use of shared spaces and community facilities such as sports venues, to provide the social, recreational and cultural facilities and services the community needs, as well as considering and supporting the delivery of local strategies to improve health, social and cultural wellbeing, and guarding against the unnecessary loss of valued facilities and services (paragraph 92).

The South Derbyshire Local Plan needs to be based upon and informed by a robust evidence base. Paragraph 96 of the NPPF states: "Planning policies should be based on robust and up-to-date assessments of the need for open space, sport and recreation facilities and opportunities for new provision. Information gained from the assessments should be used to determine what open space, sport and recreational provision is needed, which plans should then seek to accommodate.". Paragraph 97 of the NPPF requires assessments to be used to inform the protection of existing open space, sports and recreational buildings and land, including playing fields.

Planning Policy and other relevant sport related corporate strategies must be based upon a robust evidence base in order to ensure planning and physical activity, sports and recreational development policy can be implemented efficiently and effectively.

The Council has previously prepared an Open Space and Community Facility Strategy in 2016. The contents of this previous Strategy remain relevant where they are not superseded by more up to date evidence relating to outdoor sports facilities within this current document.

The Council is also a key stakeholder in the production of the South Derbyshire Local Football Facilities Plan (LFFP) to be produced in 2018 to help direct long-term investment into football facilities in England over the next decade. The Playing Pitch Strategy will guide and be complemented by the LFFP.

Both the PPS and the SDLFFP will be utilised alongside extant objectives and action plan aims of the Open Space and Community Sport Facility Strategy, and sit within the context of wider corporate strategies.

## Corporate and strategic:

- ◀ It ensures a strategic approach to playing pitch provision. The PPS will act as a tool for South Derbyshire District Council and partner organisations to guide resource allocation and set priorities for pitch sports in the future.
- ◀ It provides robust evidence for capital funding. As well as demonstrating the need for developer contributions towards pitches and facilities; a playing pitch strategy can provide evidence of need for a range of capital grants. Current funding examples include the Sport England Funding Programmes, Heritage Lottery Fund (for park improvements), the Football Foundation and the Big Lottery.

## Planning:

- ◀ The Playing Pitch Strategy will provide important evidence to support the South Derbyshire Local Plan.
- ◀ It will support strategic policies on green infrastructure, leisure, outdoor sports facilities and health and well-being.
- ◀ Evidence for Community Infrastructure Levy and Developer Contributions

## Operational:

- ◀ It can help improve management of assets, which should result in more efficient use of resources and reduced overheads.

# SOUTH DERBYSHIRE PLAYING PITCH STRATEGY STRATEGY & ACTION PLAN

- ◀ The Action Plan will identify sites where quality of provision can be enhanced.
- ◀ An assessment of all pitches (in use and lapsed) will be undertaken to understand how pitches are used and whether the current maintenance and management regimes are appropriate or require change.

Physical Activity, Sports and Recreational development:

- ◀ It helps identify which sites have community use and whether that use is secure or not.
- ◀ It helps identify where community use of school sports pitches is most needed to address any identified deficits in pitch provision.
- ◀ It provides better information to residents and other users of sports pitches available for use. This includes information about both pitches and sports teams / user groups.
- ◀ It promotes physical activity, sports and recreation and can help unlock latent demand by identifying where the lack of facilities might be suppressing the formation of teams/community needs.

## Definitions

### Match equivalent sessions (MES)

Pitches have a limit of how much play they can accommodate over a certain period of time before their quality, and in turn their use, is adversely affected. As the main usage of pitches is likely to be for matches, it is appropriate for the comparable unit to be match equivalent sessions but may for example include training sessions.

Based on how they tend to be played this unit for football, rugby union and rugby league pitches relate to a typical week within the season for each sport. For cricket pitches it is appropriate to look at the number of match equivalent sessions (MES) over the course of a season.

### Pitch capacity

The capacity for pitches to regularly provide for competitive play, training and other activity over a season is most often determined by quality. As a minimum, the quality and therefore the capacity of a pitch affects the playing experience and people's enjoyment of playing sport. In extreme circumstances it can result in the inability of the pitch to cater for all or certain types of play during peak and off peak times. Pitch quality is often influenced by weather conditions and drainage.

As a guide, each NGB has set a standard number of matches that each grass pitch type should be able to accommodate without adversely affecting its current quality (pitch capacity):

Sport	Pitch type	Number of matches per week		
		Good quality	Standard quality	Poor quality
Football	Adult pitches	3	2	1
	Youth pitches	4	2	1
	Mini pitches	6	4	2
Rugby league	Senior pitches	3 per week	2 per week	1 per week
Cricket	One grass wicket	5 per season	N/A	N/A
	One synthetic wicket	60 per season	N/A	N/A

## SOUTH DERBYSHIRE PLAYING PITCH STRATEGY STRATEGY & ACTION PLAN

Rugby union pitches		Maintenance rating		
		Poor (M0)	Adequate (M1)	Good (M2)
Drainage rating	Natural Inadequate (D0)	Poor	Poor	Standard
	Natural Adequate (D1)	Poor	Standard	Good
	Pipe Drained (D2)	Standard	Standard	Good
	Pipe and Slit Drained (D3)	Standard	Good	Good



# SOUTH DERBYSHIRE PLAYING PITCH STRATEGY STRATEGY & ACTION PLAN

## Shortfalls

Please note that shortfalls are expressed in match equivalent sessions rather than as pitches as it is possible that shortfalls could be accommodated in various ways (e.g. through pitch improvements) and not just by providing more pitches. For a full Glossary of terms please refer to Appendix Four.

## Headline findings

Sport	Analysis area	Current picture	Future picture (2028) <sup>5</sup>
Football (grass pitches)	North	<i>Actual spare capacity:</i> 1.5 adult MES per week 1 youth 11v11 MES per week 1 mini 7v7 MES per week	<i>Actual spare capacity:</i> 1.5 adult MES per week 1 mini 7v7 MES per week
	North East	<b>Shortfalls:</b> <b>1 adult MES per week</b>	<b>Shortfalls:</b> <b>1.5 adult MES per week</b> <b>0.5 youth 11v11 MES per week</b>
	North West	<i>Actual spare capacity:</i> 3 adult MES per week 1 youth 11v11 MES per week 1 youth 9v9 MES per week 1 mini 7v7 MES per week	<i>Actual spare capacity:</i> 1.5 adult MES per week 1 youth 9v9 MES per week 0.5 mini 7v7 MES per week <b>Shortfalls:</b> <b>0.5 youth 11v11 MES per week</b>
	Central	<i>Actual spare capacity:</i> 1 youth 11v11 MES per week 2 youth 9v9 MES per week <b>Shortfalls:</b> <b>0.5 adult MES per week</b>	<i>Actual spare capacity:</i> 2 youth 9v9 MES per week <b>Shortfalls:</b> <b>2.5 adult MES per week</b> <b>1.5 youth 11v11 MES per week</b> <b>0.5 mini 7v7 MES per week</b>
	South	<i>Actual spare capacity:</i> 3 adult MES per week 2 youth 11v11 MES per week	<i>Actual spare capacity:</i> 3 adult MES per week 2 youth 11v11 MES per week
Football (3G pitches) <sup>6</sup>	North	No quantitative shortfall, to meet affiliated team training demand.	No quantitative shortfall, to meet affiliated team training demand.
	North East	No quantitative shortfall, to meet affiliated team training demand.	No quantitative shortfall, to meet affiliated team training demand.
	North West	No quantitative shortfall, to meet affiliated team training demand.	No quantitative shortfall, to meet affiliated team training demand.
	Central	No quantitative shortfall, to meet affiliated team training demand.	<b>Shortfall of 1 full sized 3G pitches with floodlighting to meet affiliated team training demand.</b>
	South	No quantitative shortfall, to meet affiliated team training demand.	No quantitative shortfall, to meet affiliated team training demand.

<sup>5</sup> Future demand based on ONS calculations and club consultation which also includes any latent and displaced demand identified.

<sup>6</sup> Based on accommodating 42 teams to one full size pitch for affiliated team training.

## SOUTH DERBYSHIRE PLAYING PITCH STRATEGY STRATEGY & ACTION PLAN

Sport	Analysis area	Current picture	Future picture (2028) <sup>5</sup>
Rugby union	North	Capacity balanced	Capacity balanced
	North East	<b>Shortfall of 3.75 senior MES per week</b> <i>Shortfall greater in practice as some demand based in Derby</i>	<b>Shortfall of 7 senior MES per week</b> <i>Shortfall greater in practice as some demand based in Derby</i>
	North West	Capacity balanced	Capacity balanced
	Central	<b>Shortfall of 1 senior MES per week</b>	<b>Shortfall of 1 senior MES per week</b>
	South	Capacity balanced	Capacity balanced
Cricket	North	<b>Shortfall of 41 MES per season.</b>	<b>Shortfall of 41 MES per season<sup>7</sup></b>
	North East	Actual spare capacity of 21 MES per season.	Actual spare capacity of 3 MES per season <sup>7</sup>
	North West	Actual spare capacity of 15 MES per season.	Actual spare capacity of 15 MES per season <sup>7</sup>
	Central	Actual spare capacity of 18 MES per season.	Actual spare capacity of 18 MES per season <sup>7</sup>
	South	Capacity balanced	<b>Shortfall of 10 MES per season<sup>8</sup></b>
Hockey (Sand/water AGPs)	South Derbyshire	No quantitative shortfall, however, need to improve quality in the short term and secure access.	No quantitative shortfall, however, need to improve quality in the short term and secure access.
Bowls	South Derbyshire	Demand is able to be met by existing level of supply	Demand can be met by existing level of supply
Tennis	South Derbyshire	<b>There is a need to increase capacity at Melbourne Sports Park as it is operating above recommended capacity.</b>	<b>There is a need to increase capacity at Melbourne Sports Park as it is operating above recommended capacity.</b>
Netball	South Derbyshire	Demand is able to be met by existing level of supply	Demand can be met by existing level of supply

### Conclusions

The existing position is that current quantitative shortfalls exist for football, rugby union and cricket, with a tennis shortfall in the North East of the District.

The future position projected to 2028 exacerbates these shortfalls to include full sized 3G pitches, with shortfalls for cricket potentially exacerbated to a greater extent than evidenced dependent on the success of new NGB and club growth initiatives and new playing formats.

As such, there is a need to protect all existing playing pitch provision until demand is met.

<sup>7</sup>Future shortfalls for cricket may be exacerbated or new shortfalls created should future demand exceed population based projections as a result of NGB and Club based growth initiatives, the outcomes of which are yet to be evidenced

# SOUTH DERBYSHIRE PLAYING PITCH STRATEGY STRATEGY & ACTION PLAN

## Recommended short term actions (12-18 months)

Site ID	Site/organisation name	Analysis area	Action	Indicative cost <sup>8</sup>
80	Woodville Recreation Ground/Occupation Lane	Central	Review maintenance and investment into grass pitches onsite to improve quality as a key site for football through the FA Pitch Improvement Programme.	Low/High
			Explore feasibility as preferred site for additional 3G pitch provision for Central Area deficit.	Low
			Improve quality of changing provision, particularly supply of hot water.	Low
52	The Pingle Academy	Central	Resurface the existing 3G pitch and retain certification to host competitive football.	High
5	Broomhills Lane Playing Field (Repton)	North	Explore potential to reinstate cricket provision at Broomhills Lane Playing Field as a third satellite venue to provide additional capacity for Ticknall CC, with maintenance support to football and cricket provision onsite. Repton Casuals FC aspirations for onsite maintenance equipment and storage provision.	Medium
			Improve quality of changing provision	Low/ Medium
49	Oversetts Road Recreation Ground	Central	Refurbish changing facilities to bring back into operation/note scope for replacing changing facilities upon receipt of S106 funding. Note scope for pitch improvements and reconfiguration upon receipt of S106 funding.	Low/Medium
39	Moat Ground (Gresley Football Club)	Central	Support the Club with plans for relocation including identification and planning for a suitable site.	High
55	Repton School Sports Centre	North	Seek to secure tenure for Repton HC, potentially through planning conditions or external funding associated with aspirations around further facilities development.	Low

<sup>8</sup> Low - less than £50k; Medium - £50k-£250k; High £250k and above

## SOUTH DERBYSHIRE PLAYING PITCH STRATEGY STRATEGY & ACTION PLAN

Site ID	Site/organisation name	Analysis area	Action	Indicative cost <sup>9</sup>
36	Melbourne Sports Park	North East	Develop additional tennis court provision to sufficiently service onsite tennis demand.	Medium
			Review maintenance and investment into rugby union pitches onsite to improve quality.	Medium / High
			When final application is approved, install an NTP on site to accommodate junior cricket demand.	Low
9	Church Gresley Indoor Bowling Centre (Gresley Old Hall)	Central	Review maintenance and investment into grass pitches onsite to improve quality for football. Support the Club onsite with maintenance through the FA Pitch Improvement Programme.	Low
13	Elvaston Cricket Ground	North East	Support the Club with securing leasehold and seek where possible to aggregate or co-ordinate lease agreements spanning facilities used. Develop permanent ancillary provision onsite to replace previous temporary structure.	High

<sup>9</sup> Low - less than £50k; Medium - £50k-£250k; High £250k and above

# SOUTH DERBYSHIRE PLAYING PITCH STRATEGY STRATEGY & ACTION PLAN

---

## PART 2: VISION

The strategy seeks to support the Council and its partners in the creation of the overall vision it identifies within 'Getting South Derbyshire Active', its strategy for Physical Activity, Sport & Recreation (2017-2022):

***“Partners of South Derbyshire Sport will work together to improve opportunities within sport, recreational, physical and health activity across the District of South Derbyshire.”***

To achieve this strategic vision, the strategy seeks to deliver the following objectives;

- ◀ Ensure that all valuable facilities are protected for the long-term benefit of sport
- ◀ Promote a sustainable approach to the provision of playing pitches and management of sports clubs
- ◀ Ensure that there are enough facilities in the right place to meet current and projected future demand
- ◀ Ensure that all clubs have access to facilities of appropriate quality to meet current needs and longer-term aspirations.
- ◀ Maximise the usage of facilities infrastructure that can support the demand within local communities.

# SOUTH DERBYSHIRE PLAYING PITCH STRATEGY STRATEGY & ACTION PLAN

## PART 3: AIMS

The following overarching aims are based on the three Sport England themes (see Figure 1 below). Delivery of the Strategy is the responsibility of and relies on, the Steering Group.

It is recommended that the following are adopted by the Council and its partners to enable it to achieve the overall vision of the Playing Pitch Strategy and Sport England's requirements.

### Aim 1

To **protect** the existing supply of playing pitches where it is needed for meeting current and future needs

### Aim 2

To **enhance** playing fields, pitches and ancillary facilities through improving quality and management of sites

### Aim 3

To **provide** new playing pitches where there is current or future demand to do so

Figure 1: Sport England planning objectives - Protect, Enhance and Provide



Source: Sport England 2015

# SOUTH DERBYSHIRE PLAYING PITCH STRATEGY STRATEGY & ACTION PLAN

## PART 4: SPORT SPECIFIC ISSUES SCENARIOS AND RECOMMENDATIONS

Recommendations detailed herein are not solely for the Council to action, nor do they imply an expectation that the Council will or can afford to make the necessary investments required. Rather, the purpose of the recommendations is to guide investment for any relevant bodies, including but not limited to Sport England and the national governing bodies of sport (NGBs) for the sports the recommendations refer to.

In order to help develop the recommendations/actions and to understand their potential impact a number of relevant scenario questions are tested against the key issues in this section for the playing pitch sports resulting in the sport specific recommendations.

### Football pitches

**Current and future supply of football pitch provision can sufficiently accommodate demand in South Derbyshire across all pitch types apart from youth 11v11 which becomes marginally overplayed when accounting for future demand.**

#### Summary – grass

- ◀ The audit identifies a total of 80 grass football pitches across 42 sites in South Derbyshire, with 76 pitches across 41 sites identified as being available for community use on some level, whilst four pitches at one site (Granville Academy) are unavailable for community use.
- ◀ Most community available football provision is split between North Analysis Area (31% or 24 pitches) and Central Analysis Area (30% or 23 pitches). The least amount is located in the North East Analysis Area with just four (6%) community available pitches.
- ◀ Hilton Harriers, Edgehill and Gresley football clubs all have aspirations to create new provision.
- ◀ The pitch quality ratings determined through a combination of non-technical assessments and user feedback show most (67%) pitches available for community use are rated as standard quality, with 26% rated as good and only six pitches as poor, equating to just 7%.
- ◀ Five existing sites in South Derbyshire have received a Pitch Improvement Programme (PIP) assessment. (Church Gresley Indoor Bowling Centre, Stapenhill Football Club, The Mease Pavilion and Woodville Recreation Ground and Woodhouse Recreation Ground).
- ◀ South Derbyshire District Council manages and operates six football pitch sites, of which five are accompanied by changing provision.
- ◀ Through consultation, clubs indicate that the following sites do not have adequate car parking facilities; Broomhills Lane Playing Field (Repton), Newhall Park and Melbourne Sports Park.
- ◀ Woodville Rangers FC reports aspirations to acquire a long-term lease of a site in order to assist in increasing participation.
- ◀ In total there are 154 teams identified as playing competitive football matches within South Derbyshire. This consists of 40 men's teams, one women's team, 66 youth boys' teams, four youth girls' teams and 43 mini soccer teams.
- ◀ Due to the popularity of the Burton Junior Football League and its use of central venues there are substantial amounts of imported and exported demand in South Derbyshire.
- ◀ Including both TGRs and club aspirations, the total amount of future additional demand across South Derbyshire equates to four match equivalent sessions on adult pitches, 5.5 match equivalent sessions on youth 11v11 pitch type and one match equivalent session on mini 7v7 pitches.



## SOUTH DERBYSHIRE PLAYING PITCH STRATEGY STRATEGY & ACTION PLAN

- There are 20.5 match equivalent sessions per week of actual spare capacity (i.e. at peak time) located across 18 sites on 21 pitches. Any actual spare capacity at unsecured sites has been discounted from any totals as the long-term existence of those pitches cannot be relied upon in the future.
- Overplay on football pitches in South Derbyshire amounts to 4.5 match equivalent sessions per week over four pitches (across four sites), all of which are located on adult pitch types.

### Scenarios – grass

- Improving pitch quality** – improving the quality of overplayed pitches with secure tenure (either through increased maintenance or drainage improvements in order to increase pitch capacity) will help to create additional capacity, reducing overplay at sites where evident.
- There are four overplayed pitches used by community clubs across four sites where tenure is considered to be secure. Improving these pitches from poor to standard quality, or standard to good, would generate a potential increase in weekly carrying capacity of four match equivalent sessions (MES) per week.

Site ID	Site name	Analysis area	Pitch type	Pitches	Overplay (match equivalent sessions per week)	Additional capacity created <sup>10</sup>	New carrying capacity	Result (match equivalent sessions per week)
9	Church Gresley Indoor Bowling Centre (Gresley Old Hall)	Central	Adult	1	-1	1	3	-
24	Hawfields Football Ground (Newhall United Football Club)	Central	Adult	1	-0.5	1	2	0.5
71	The Wharf Recreation Ground (Shardlow)	North East	Adult	1	-2	1	2	-1
83	Woodville Recreation Ground	Central	Adult	1	-1	1	3	-

- The four sites are overplayed by a total of 4.5 MES per week, however, improving pitch quality from poor to standard, or standard to good, would create sufficient additional carrying capacity to reduce overplay by four MES per week to just one match equivalent session; with potential spare capacity created at Hawfield Football Ground.

<sup>10</sup> If capacity was to be increased from poor to standard (in match equivalent sessions per week)

## SOUTH DERBYSHIRE PLAYING PITCH STRATEGY STRATEGY & ACTION PLAN

---

- ◀ However, where overplay would be eliminated across three pitches at three sites, capacity increases through qualitative improvement from poor to standard would not be sufficient to completely eliminate overplay at The Wharf Recreation Ground (Shardlow), with the pitch remaining overplayed by one MES per week. Access to capacity on other pitches or improvement from poor to good quality would be required in this case.
- ◀ **Loss of access to low value pitch sites** – there are three Council/Trust managed sites with just a single football pitch and no other sports pitch provision. These sites may be considered to be of low value and as such are not preferable for investment or improvement. Where appropriate, loss of these sites to development could be considered, subject to replacement of equivalent playing field land as part of a broader community offer and in line with the requirements of NPPF Paragraph 97.
- ◀ Each of the three sites (Maurice Lea Memorial Park, Newhall Park and Woodville Recreation Ground) are presently used by community clubs.
- ◀ Potential rationalisation of these sites would present a need to re-accommodate three adult MES per week and 2.5 youth 11v11 MES per week in the Central Area (insufficient capacity exists in this Area to accommodate these on grass pitches).
- ◀ Consideration should also be given as to how these sites may be used for informal or recreational rather than formal sport, or other uses which encourage health and activity utilising local green space.

## SOUTH DERBYSHIRE PLAYING PITCH STRATEGY STRATEGY & ACTION PLAN

---

### Recommendations – grass

- ◀ Existing quantity of football pitches to be protected, except for where low value/single pitch sites are considered suitable and feasible to be lost for development on the condition that re-provision of playing field land elsewhere represents a preferable and greater benefit to sport.
- ◀ Where pitches are overplayed and rated as standard or poor quality, prioritise investment and review maintenance regimes to ensure it is of an appropriate standard to sustain/improve pitch quality.
- ◀ Where clubs are found to be undertaking additional maintenance to sustain and improve quality at sites where they have tenancy but not security of tenure, support where possible, including potential maintenance equipment and onsite storage to facilitate. This may however require a need to secure exclusive use of the Club in question, if only through self-management or license agreement where sites are designated public open space.
- ◀ Look to utilise actual spare capacity expressed on sites in order to cater for existing and future demand including overplay. This may require improvements to pitch quality and is explored on a site by site basis within the accompanying action plan.
- ◀ Consider potential and feasibility for asset transfer or long-term leasehold to clubs which express interest and are considered realistically able to sustain and maintain sporting provision as required, allowing for greater opportunities to access external funding streams for facility development.
- ◀ Seek to increase use of 3G pitches in order to increase capacity available to address future shortfalls and review impact on grass pitches as part of the PPS Annual Review.
- ◀ Determine sites with key qualitative issues which may benefit most from technical assessment and a composed bespoke programme of works through the FA Pitch Improvement Programme (PIP).
- ◀ Improve, provide and increase access to changing facilities which serve grass football pitches. Ensure any works ensure suitability for female and disability access to facilitate increased formats of football.
- ◀ Seek to secure community use through formal agreement and/or the planning process should there be development of new football pitch provision.
- ◀ Ensure suitable and non-hazardous line marking paint is the District wide standard for instatement of pitches and that no pitches are marked by burning lines into the surface using chemicals, negatively impacting on playability increasing potential to cause injury.
- ◀ Ensure adequate provision for increased demand generated by housing developments, secured through appropriately calculated developer contributions.
- ◀ The FA and County FAs to work closely with the Burton Junior Football League and the Council to manage the impact of summer football on grass pitches and develop a planned approach to summer use and remediation of football provision.
- ◀ Utilise the PPS in conjunction with the emerging South Derbyshire Local Football Facilities Plan to further explore how the improvement of formal football provision primarily for affiliated play can also help service local demand for recreational and informal football where appropriate.

# SOUTH DERBYSHIRE PLAYING PITCH STRATEGY STRATEGY & ACTION PLAN

---

## 3G pitches

**In conclusion, based on the FA affiliated team training model there is sufficient supply of full sized 3G pitches to meet current demand, however forecasted future demand increases highlight a future shortfall of one full sized 3G pitch in the Central Area.**

**Key priority should be on the refurbishment of the pitch at The Pingle Academy and the eventual recertification of both pitches in the District to ensure they are still usable as central venues.**

## Summary

- ◀ There are two full sized 3G pitches in South Derbyshire, both of which have floodlighting and are available for community use.
- ◀ There is one small sized 3G pitch at Melbourne Sport Park (North East Area) which is also floodlit and available for community use.
- ◀ The two full sized 3G pitches at John Port Spencer Academy (Etwall Leisure Centre) and The Pingle Academy are FIFA and FA certified respectively, therefore are both compliant for use for competitive matches.
- ◀ The Pingle Academy has had FA certification temporarily extended until the end of the 2017/18 in light of a pending Football Foundation application for funding for refurbishment.
- ◀ The full sized 3G pitch at John Port Spencer Academy (Etwall Leisure Centre) is rated as standard quality, whereas the pitch at The Pingle Academy is poor quality, mainly due to the age of the surface. The surface now exceeds the recommended surface lifespan and should be considered for resurfacing, with the Academy awaiting the forthcoming outcome of a funding application to allow it to do so over summer 2018.
- ◀ The pitch located at John Port Spencer Academy (Etwall Leisure Centre) is accessed for a total of five hours by imported clubs whereas the pitch at The Pingle Academy is accessed for three hours.
- ◀ Due to its location on the border with East Staffordshire, the 3G pitch at Robert Sutton Catholic School is widely used by South Derbyshire based clubs for training as it is easily accessible.
- ◀ Derbyshire FA reports that the 3G surface at Robert Sutton Catholic School is now poor quality and highlights that given the volume of community use the pitch accommodates, should it become unusable it would impact significantly on users who would require access to facilities elsewhere.
- ◀ Of the 12 clubs that stated a demand for additional training facilities, ten specifically stated a need for increased use of 3G pitches.
- ◀ It is considered that there are 141 teams which require access to train once per week on a floodlit 3G surface. When applied on an analysis area level, this equates to the need for three full sized 3G pitches to service this level of training demand. At present, there are two available full sized 3G pitches across the District. Therefore, there is a shortfall of one full sized 3G pitch to meet training demand for football.

# SOUTH DERBYSHIRE PLAYING PITCH STRATEGY STRATEGY & ACTION PLAN

---

## Scenarios – 3G pitches<sup>11</sup>

- ◀ **Moving all mini teams to play on 3G pitches** – there are currently 43 mini (5v5 and 7v7) teams playing competitive football in South Derbyshire, 40 of which already play on 3G pitches and not all of which are District based.
- ◀ Football team growth in the Central Area is sufficient that by 2028 it will require the creation of an additional full sized 3G pitch to meet training demand. Based on the FA model for competitive football, programming of this pitch for match play on Saturday mornings would provide an additional 16 match equivalent sessions per week for mini soccer (based on a present preference for play on 3G by the Burton & District Junior Football League).
- ◀ Furthermore, it would create capacity on Sunday mornings to accommodate four 11v11 matches at either youth or adult age groups, for example older youth age groups within the Burton & District Junior Football League.
- ◀ **Transfer of football training demand** – should new 3G pitches be created, there is a likely impact on the future sustainability of hockey suitable AGPs as some football demand is likely to transfer onto 3G pitches as more are provided.
- ◀ Access to this capacity should be sought for hockey use to accommodate and facilitate participation growth including access for clubs. With the growth of Repton HC based at Repton School and the imminent refurbishment of these AGP pitches, the majority of hockey usage in the District will be held here and at Shobnall Leisure Complex in neighbouring East Staffordshire.
- ◀ Conversion of sand based AGP's to 3G should not take place unless consultation with England Hockey identifies the AGP is not required to meet existing or future predicted demand.
- ◀ **Development of football hubs** – the FA Parklife Programme aims to create football hub sites, each to include multiple full sized 3G pitches which support grass pitch provision also onsite, allowing for sustainable, programmed football delivery.
- ◀ Derby City Council (supported by South Derbyshire District Council) will be undertaking further work throughout the FA Parklife Programme process to determine optimal strategic hub sites and designs for potential Parklife hubs which may significantly change the picture for football in South Derbyshire, including supply and demand of facilities for team training, capacity to eliminate all grass football pitch shortfalls on certified 3G pitches, as well as the usage dynamic between Council/Trust and School/Academy provision.
- ◀ The potential impact and outcomes of the FA Parklife Programme remain to be seen and have the potential to eliminate all grass and 3G pitch shortfalls for football through the delivery of one large scale portfolio investment which should be reviewed subject to delivery.
- ◀ **Loss of 3G provision for displaced demand** – at present 18 MES of 7v7 football take place on a full size 3G pitch at Robert Sutton Catholic School (East Staffordshire) as part of the Burton Junior Football League. The pitch is reportedly poor quality and requires resurfacing. If this does not take place it is considered that the BJFL will relocate demand to an alternative site.
- ◀ One option of relocation for this demand may be to move demand in to South Derbyshire given the site's proximity to the District. Should this happen then 18 MES would need to be accommodated on either 3G or grass pitch provision in the District. This may be accommodated on potential Parklife hub sites.

---

<sup>11</sup> Refer to Appendix One: FA 3G Pitch Scenarios for the programming model used.

## **SOUTH DERBYSHIRE PLAYING PITCH STRATEGY STRATEGY & ACTION PLAN**

---

### **Recommendations – 3G pitches**

- ◀ Resurface the 3G pitch at The Pingle Academy as a priority to ensure suitable quality for use and retention on the FA register for competitive football.
- ◀ Ensure current supply is maintained regularly and rigorously as required to ensure continued quality for use and ensure they are of sufficient quality to pass performance standing testing or certification renewal.
- ◀ Retain all certified 3G pitches on the respective sporting registers and ensure certification of each is renewed through performance standard testing so to maintain the level of 3G capacity available to accommodate demand from different sports.
- ◀ Should Derby City Council continue to pursue and deliver Parklife Football Hubs, most particularly one in the South of the City, establish any subsequent effect and migration from South Derbyshire residents (including the Derby Growth Zone) through the Stage E PPS update and monitoring process.
- ◀ Should any new 3G pitches be built, seek to secure access through usage agreements where possible as a condition of partnership investment or planning conditions.
- ◀ Should any new 3G pitches be built, ensure they are constructed to required specifications and to meet FA, RFL and RFU recommendations rather than minimum dimensions where land footprint allows, so to maximise opportunities for use for all formats of competitive play dependant on relevant funding becoming available.
- ◀ Encourage providers to have a mechanism in place which ensures the long-term sustainability of provision, such as an adequate sinking fund for repairs or resurfacing formed over time.
- ◀ Through the creation of any new full sized 3G pitches, consider options to deliver a wide variety of football and rugby union opportunities, including new formats of competitive football such as central venue midweek flexi and Vets leagues, as well as walking football and female development centres.
- ◀ Utilise the PPS in conjunction with the emerging South Derbyshire Local Football Facilities Plan to further explore how the improvement of formal football provision primarily for affiliated play can also help service local demand for recreational and informal football where appropriate.



# SOUTH DERBYSHIRE PLAYING PITCH STRATEGY STRATEGY & ACTION PLAN

---

## Cricket pitches

**There is insufficient supply of cricket provision to cater for current and future demand. Though demand can presently be accommodated within four of the five Analysis Areas, there is a significant shortfall within the North Area.**

**Anticipated growth in the number of senior teams in other areas can be accommodated, however future senior growth exacerbates shortfalls to include the South Area.**

**Key issues for cricket in South Derbyshire extend beyond capacity, with several clubs subject to issues regarding security of tenure.**

## Summary

- ◀ In total, there are 20 grass cricket squares in South Derbyshire located across 15 sites. All grass squares, apart from the one located at Derby Grammar School Grass Pitches, are available for community use.
- ◀ The grass cricket squares that are available for community use are located mainly in the North Analysis Area which hosts six (30%) followed by the North East with five (25%) and North with four (20%) squares. The Central Analysis Area has the least amount of cricket provision within South Derbyshire with two (10%).
- ◀ In total, there are nine non-turf pitches (NTPs) in South Derbyshire. Of which, four are located accompanying natural turf squares at club sites and five are standalone based at school sites. The most amount of NTP provision is located in the Central Analysis Area with three followed by two in the North West area and one each in the North East and South areas.
- ◀ Derby Grammar School is seeking to develop a new natural turf cricket pitch at Prince Charles Avenue in Mackworth (Derby) in conjunction with Mickleover CC, with a view to the Club also using the site given its nearby location.
- ◀ Pitch quality ratings determined by non-technical quality assessments and user feedback found an even split between good and standard quality squares each with ten grass cricket squares each. No squares in South Derbyshire were reported to be poor quality; however, some clubs report issues regarding their playing provision.
- ◀ There is a need to secure long-term tenure for Elvaston CC and Hilton CC as their leases are due to expires within the medium-term.
- ◀ Etwell CC reports that changing provision is of poor quality and in need of improvement and modernisation, whilst Elvaston CC has plans to develop new permanent social provision in replacement of the existing temporary structure it presently uses.
- ◀ There is no Last Man Stands league operating in South Derbyshire, with some teams playing within the nearby league hosted in Derby. There is however a short format pub league offer run by Lullington Park CC aimed as an entry level into club cricket, which has seen several new players transition into club cricket this season.
- ◀ There are 38 senior cricket teams and 45 junior teams playing competitive matches in South Derbyshire as shown above, totalling 83 cricket teams playing in the District.
- ◀ Melbourne CC presently exports demand of one senior team to access provision in Derby due to a lack of capacity in the locality, whilst Trentside CC imports demand from South Derbyshire to play at Lullington Park CC for the same reasons.
- ◀ There are three sites which have available capacity at senior peak time (Saturday) equating to 1.5 match equivalent sessions.
- ◀ There are two sites in South Derbyshire considered to be overplayed by a total of 46 match equivalent sessions per season, most significantly The Grange (Ticknall Recreation Ground) which accounts for 41 of these match sessions per season.



# SOUTH DERBYSHIRE PLAYING PITCH STRATEGY STRATEGY & ACTION PLAN

---

## Scenarios

- ◀ **Alleviating overplay** – overplay at Etwall Cricket Club is minimal (five MES per season) and is considered sustainable, however, The Grange (Ticknall Recreation Ground) is also overplayed.
- ◀ Of the two overplayed sites, The Grange (Ticknall Recreation Ground) has an NTP alongside the existing square, which could be used to accommodate some demand.
- ◀ The Grange – transfer of U11, U12 and U13 teams, from both clubs, to the NTP would eliminate overplay, moving 46 MES per season of natural grass wickets, providing potential capacity for an additional five MES per season.
- ◀ An alternative would be to for Ticknall CC to relocate all U13 junior demand to Burton Road Recreation Ground (Woodville), which the Club currently utilises and has 18 MES per season. This would reduce overplay at The Grange to 23 MES per season which could be removed by transferring all remaining U11 and U12 junior play at the site to the NTP at The Grange, also creating one MES per season of potential capacity.

## Recommendations – cricket

- ◀ Existing quantity of cricket pitches to be protected.
- ◀ Support clubs such as Etwall CC and Elvaston CC with aspirations to improve and extend ancillary provision including access to external funding opportunities where possible and available.
- ◀ Maintain and improve pitch quality through rigorous and regular maintenance, remedial and preparatory work, ensuring that clubs have sufficient access to the required equipment in order to do so.
- ◀ Work with clubs and leagues towards permitting use of NTPs for matches beyond U11 age cricket and seek to make greater use of NTPs to alleviate overuse at club sites.
- ◀ Deliver the new All Stars Cricket and women & girls programmes and seek to increase junior and female participation as a result.
- ◀ Consider opportunities to increase NTP provision in parks and public spaces should recreational and short format demand be identified.
- ◀ Support the ambition of Ticknall CC to develop Burton Road Recreation Ground (Woodville), encouraging the Club to continue to utilise the site as a secondary venue.
- ◀ Explore options to provide clubs currently with unsecure tenure with long term lease or community use agreements, providing security of tenure.

# SOUTH DERBYSHIRE PLAYING PITCH STRATEGY STRATEGY & ACTION PLAN

---

## Rugby union pitches

**Current supply is not sufficient to cater for the level of demand expressed in South Derbyshire at present, totalling a need for a further 4.75 match equivalent sessions on senior pitches. This is further exacerbated to create a future requirement for 7.25 match equivalent sessions.**

### Summary

- ◀ In total, there are five rugby union pitches in South Derbyshire across four sites, all of which are senior sized. There are no dedicated mini or junior pitches. Four of the five pitches are available for community use in some capacity.
- ◀ At present, there is no World Rugby compliant 3G pitch in South Derbyshire, with the nearest being located at the University of Derby Kedleston Road campus and Derby RFC. Melbourne RFC does access the latter site as a key club in the Local Rugby Partnership guaranteeing use of the pitch for the foreseeable future.
- ◀ Both the Central and North East analysis areas have 40% of the supply of natural turf rugby union provision, with the remaining 20% being located in the North Analysis Area. Neither the North West nor South areas have any supply.
- ◀ The majority of pitches available for community use are rated as poor quality (four pitches or 80%). The remaining pitch is rated as good quality.
- ◀ There is only one rugby union club in South Derbyshire, Melbourne RFC, providing 16 teams.
- ◀ Melbourne RFC is considered to have security of tenure via a lease agreement that Melbourne Sports Partnership has from the Council.
- ◀ None of the Club's training demand takes place on match pitches due to the poor drainage of the floodlit pitch. As an alternative the Club utilises a dedicated floodlit training area for midweek training.
- ◀ Ancillary facilities at Melbourne Sports Park are considered to be good quality although there is an issue with the amount of parking available on site.
- ◀ Team generation rates (TGRs) when applied on an analysis area basis forecast the growth of one junior boys' team and a mini team, both located in the North East Analysis Area.
- ◀ There are three pitches across two sites which are overplayed totalling 4.75 match equivalent sessions.

### Scenarios

- ◀ **Improving pitch quality** – as shown in the overleaf, improving maintenance from poor (M0) to standard (M1) or standard (M1) to good (M2) at sites with secure tenure would create additional capacity of two match equivalent sessions (MES) per week.
- ◀ This would not eliminate overplay at Melbourne Sports Park, reducing it from 4.75 MES per week to 1.75 MES per week. No additional potential spare capacity would be created.
- ◀ Potential improvement of maintenance by two increments (from M0 to M2) would not eliminate overplay at Melbourne Sports Park completely but would reduce overplay to 0.75 MES per week.

## SOUTH DERBYSHIRE PLAYING PITCH STRATEGY STRATEGY & ACTION PLAN

Site ID	Site name	Analysis area	Availability for community use	Security of tenure	Pitch type	Quality rating	Number of pitches	Floodlit?	Usage (MES per week)	Site capacity (MES per week)	Capacity rating (MES per week)	Improved quality	Capacity effect (MES per week)
36	Melbourne Sports Park	North East	Yes	Secure	Senior	M0/D0	1	No	2.5	0.5	-2	M1/D0 (Poor)	-1
				Secure	Senior	(Poor)	1	Yes	2.75	0.5	-1.75		-0.75

- Alternatively, improving both maintenance and drainage by one increment would create additional capacity of three match equivalent sessions per week across the one secure site, shown below. This would not be sufficient to eliminate overplay entirely at Melbourne Sports Park, reducing overplay from 3.75 MES per week to 0.75 MES per week.
- One way for overplay to be eliminated at Melbourne Sports Park is implementing qualitative improvements to the maintenance of both pitches to the next level (M1); along with one pitch having pipe drainage installed and the drainage of the other pitch increasing by an increment (D1); increasing site capacity from one MES per week to 4.5 MES per week. It would still be recommended that training continues away from match pitches, this will enable the Club's aspirations to grow not be impacted by overplayed pitches.
- Alternatively, if maintenance of both pitches was increased by two increments (M2), and qualitative improvements were made to drainage by one increment (D1), this would result in the site having capacity for six MES per week, resulting in potential spare capacity of 1.25 MES per week. Again, it would still be recommended that training continues away from match pitches, this will enable the Club's aspirations to grow not be impacted by overplayed pitches.

Site ID	Site name	Analysis area	Availability for community use	Security of tenure	Pitch type	Quality rating	Number of pitches	Floodlit?	Usage (MES per week)	Site capacity (MES per week)	Capacity rating (MES per week)	Improved quality	Capacity effect (MES per week)
36	Melbourne Sports Park	North East	Yes	Secure	Senior	M0/D0	1	No	2.5	0.5	-2	M1/D1 (Standard)	-0.5
				Secure	Senior	(Poor)	1	Yes	2.75	0.5	-1.75		-0.25

## SOUTH DERBYSHIRE PLAYING PITCH STRATEGY STRATEGY & ACTION PLAN

- Creation of new rugby union pitch provision – there are aspirations for Melbourne RFC to create new rugby union pitch provision at Melbourne Sports Park. Given the size of the land available, a junior pitch would be the largest possible size to potentially be added. If an additional pitch was created the floodlit training area would be retained to accommodate training demand as it does currently.
- The table below shows the likely site picture on the basis that a junior pitch is constructed to at good (M1/D2) quality, to accommodate junior demand from Melbourne RFC:

Site name	Pitch type	Quality rating	Number of pitches	Floodlit?	Usage (MES per week)	Site capacity (MES per week)	Capacity rating (MES per week)
Melbourne Sports Park	Senior	M0/D0 (Poor)	1	No	1.25	0.5	-0.75
	Senior		1	Yes	1	0.5	-0.5
	Junior	M1/D2 (Good)	1	Yes	2.5	2.5	-

- On the basis that the pitches accommodate match use as reported by Melbourne RFC with training demand continuing to take place on a dedicated, floodlit, training area or at Derby RFC 3G pitch.
- With a junior pitch added overplay of the site decreases from 3.75 MES per week to 1.25 MES per week. If qualitative improvements were made to the two senior pitches in terms of both maintenance and drainage so that all pitches were considered good quality (M1/D2), this would eliminate overplay, resulting in potential spare capacity totalling 3.75 MES per week.

### Recommendations – rugby union

- Existing quantity of rugby union pitches to be protected or mitigated/re-provided suitably meeting National Planning Policy where proposed for or at risk of loss.
- Continue to support the Club's use and access to the new WR compliant 3G pitch at Derby RFC (Derby City), with the Club being a key club within the Local Rugby Partnership.
- Improve pitch quality through improved and more regular maintenance and remedial work. Install pipe drainage system to increase pitch quality and capacity.
- Renegotiate the existing lease agreement at Chellaston Academy in Derby well in advance of its expiry in 2024.
- Encourage midweek training demand to continue to take place on a dedicated, floodlit, training area away from match pitches.
- Consider establishing a third pitch on site, maximum of junior size given site limitations. Doing so would allow for transfer of some junior demand away from the two senior pitches onsite as well as Chellaston Academy (Derby) which is evidenced as being overplayed and presents shortfalls within the Derby PPS deriving from South Derbyshire based demand.
- Seek to sustain changing provision quality at Melbourne Sports Park, ensuring that there are sufficient changing facilities to serve all pitches available on site.

# SOUTH DERBYSHIRE PLAYING PITCH STRATEGY STRATEGY & ACTION PLAN

## Hockey pitches (AGPs)

**The current supply of hockey suitable AGPs is considered sufficient to accommodate the current level of hockey demand for both at peak time and training requirements. Through greater use of the second AGP onsite, there is also considered to be sufficient capacity available to accommodate Repton HC aspirations for growth.**

**Both AGPs are in excess of the recommended surface lifespan and should be considered for resurfacing in the short-term subject to condition for match play.**

**There is a key need to formally secure future use of the site for the Club amidst priority School use in order for the two to continue to work and grow hockey participation together. The relationship between Club and School is very important to sustain, both with regards to access to facilities and the School acting as a key signpost to the Club which has subsequently seen junior growth accelerate.**

### Summary

- ◀ There are currently two full sized, floodlit, community available hockey suitable AGPs in South Derbyshire, of which one is sand based and the other water based. It should be noted that the sand dressed AGP is marked as a full sized hockey pitch, whereas, the full sized water based AGP is marked as two junior pitches.
- ◀ There are two small sized hockey suitable AGPs which are available for community use, one each in the North and North West Analysis Areas, these are located at Foremarke Hall Repton Preparatory School and Bloomfield Close (Back Lane Recreation Ground) (Hilton), respectively.
- ◀ Team generation rates based exclusively on future population change, applied District wide, forecast two new additional teams to be generated, one each at the Junior Boys and Junior Girls. When applied on an Analysis Area basis both these teams are projected to be located in the North area.
- ◀ Repton School owns and manages both full sized hockey suitable AGPs in South Derbyshire. Repton HC has unsecure tenure at the site as no formal community use agreement is in place, however, the Club is closely linked to the School and in practice it reports no issues regarding its current arrangement.
- ◀ Repton HC has 17 teams and around 302 members in total, all of which play and train in South Derbyshire.

### Scenarios

- ◀ **Loss of access to education sites** – all of the 17 teams currently utilise pitch provision at education sites (Repton School). Should use of these pitches be lost due to unsecure tenure, there would be a requirement to re-accommodate peak time demand of 8.5 MES per week, however, with no other hockey suitable AGPs located in South Derbyshire, this would require a new pitch to be established.
- ◀ **Transfer of football training demand** – should new 3G pitches be created, there is a likely impact on the future sustainability of hockey suitable AGPs as some football demand is likely to transfer onto 3G pitches as more are provided.
- ◀ Access to this capacity should be sought for hockey use to accommodate and facilitate participation growth including access for clubs.
- ◀ Conversion of sand based AGP's to 3G should not take place unless consultation with England Hockey identifies the AGP is not required to meet existing or future predicted demand.

## SOUTH DERBYSHIRE PLAYING PITCH STRATEGY STRATEGY & ACTION PLAN

### Recommendations – hockey

- ◀ Retain all full sized hockey suitable AGPs as hockey suitable surfaces.
- ◀ Resurface both AGPs at Repton School as a key priority, to be retained as a hockey suitable surfaces, in the coming years as both are beyond recommended lifespans.
- ◀ Establish opportunities to access additional capacity for hockey should any new hockey suitable AGPs be created. Should this happen, seek to secure community use for hockey through formal usage agreements.
- ◀ Seek to maximise use of capacity freed up from anticipated transfer of football training demand to 3G pitches in order to grow hockey participation.
- ◀ Increase participation driven through community clubs and schools.
- ◀ Secure increased access to midweek and non-peak time capacity to allow for both growth in training demand and development and delivery of alternative hockey formats, such as short format matches/leagues and less formal participation based sessions.
- ◀ Maintain AGPs regularly and to the standard required to preserve quality for performance. Monitor quality and rate of natural deterioration and seek resurfacing when required so not to impact on hockey use.
- ◀ Encourage providers to put in place a mechanism for sustainability such as a sinking fund, (formed by periodically setting aside money over time ready for surface repair or replacement when required) in place to maintain AGP pitch quality in the long-term.
- ◀ Undertake further consultation and exploration of school aspirations for the creation of an indoor hockey facility at Repton School.

### Bowls

**Current supply of bowling greens is sufficient to cater for current and future demand.**

### Summary

- ◀ There are four flat bowling greens in South Derbyshire, located at four sites. There are also 13 crown bowling greens, across 13 sites.
- ◀ There are no multiple green sites in South Derbyshire.
- ◀ There is one disused green, located at Woodville BC, which reportedly folded.
- ◀ Non-technical site assessments and club feedback indicate that eight greens in South Derbyshire are good quality; one is standard quality and four are poor.
- ◀ Four clubs in the District cannot be considered to have security of tenure due to either having an annual rental agreement or because a lease agreement has less than three years to run.
- ◀ Four sites are considered to be over played, however, the level of over play at these sites is minimal and can be accommodated at its current level provided that pitch quality is monitored and maintenance levels remain high.
- ◀ Future demand expressed by Kings Newton BC will further exacerbate over play at the Club's home venue. However, there is sufficient capacity within the District to accommodate this.
- ◀ Consideration should be given to the long-term sustainability of greens at Melbourne BC and Willington BC as both sites cater for low levels of membership.



# SOUTH DERBYSHIRE PLAYING PITCH STRATEGY STRATEGY & ACTION PLAN

## Recommendations – bowls

- ◀ Develop bowls participation in the District through greater engagement with the 15 clubs.
- ◀ Explore providing/renewing lease agreements with the four clubs currently without security of tenure, provided that each club meets minimum membership numbers for sustainability.
- ◀ Monitor membership numbers at Melbourne BC and Willington BC to ensure the long-term sustainability of these greens.
- ◀ Continue to assess the quality of bowling greens, ensuring that continued overplay at specific sites does not adversely affect green quality.

## Tennis

**There is sufficient supply of tennis courts in South Derbyshire to meet current demand apart from at Melbourne Sports Park which is currently overplayed.**

**As such Melbourne TC requires access to additional court capacity, supportive of its aspirations to develop additional court provision onsite.**

## Summary

- ◀ There is a total of 45 tennis courts identified in South Derbyshire located across 12 sites, of which, 38 or 85% are as considered to be available for community use. The majority of courts are located in the North Analysis Area which hosts 14 courts (37%) in contrast the North East Analysis Area has the least provision with only three available courts (8%).
- ◀ Of available court provision, 24 courts (63%) are assessed as good quality, eight courts (21%) are assessed as standard quality and six courts (16%) are assessed as poor quality. Most of the courts are located at club managed sites (45%).
- ◀ All tennis clubs in South Derbyshire have access to floodlit courts.
- ◀ Melbourne TC is working with the LTA to secure funding to create three additional courts at Melbourne Sports Park.
- ◀ Of the clubs which responded to consultation, there is a total of 336 senior members and 189 junior members in South Derbyshire
- ◀ In total South Derbyshire has an aspirational future club demand of 99 senior and 76 junior members.
- ◀ All remaining courts are deemed to have spare capacity; focus should be on improving quality to an adequate standard for informal play, particularly at publicly available sites that are assessed as poor or standard quality.

## Recommendations – tennis

- ◀ Develop tennis participation in the District through greater engagement with the five South Derbyshire tennis clubs.
- ◀ Seek to sustain the high quality of the majority of courts in the District, whilst concurrently seeking to increase the quality of standard and poor courts via improved maintenance and/or resurfacing.
- ◀ Continue to support Melbourne TC with securing funding to create three additional courts at Melbourne Sports Park.
- ◀ Continue to encourage informal play at public sites by improving the quality of poor and standard courts.



# SOUTH DERBYSHIRE PLAYING PITCH STRATEGY STRATEGY & ACTION PLAN

---

## *Netball*

**Priority should be placed on improving court quality in order to sustain usage and supporting the growth of the Burton and District Netball League.**

**In addition, consideration should be given to increasing the amount of England Netball initiatives such as Back to Netball and Walking Netball.**

## *Summary*

- ◀ There are 21 netball courts located across eight sites.
- ◀ Of the courts, eight are assessed as good quality, seven are assessed as standard quality and six assessed as poor quality.
- ◀ The only floodlit courts are located at John Port Spencer Academy (Etwall Leisure Centre) and Melbourne Sports Park.
- ◀ There are six clubs operating in South Derbyshire which are South Derbyshire Juniors, Etwall Lions, Hilton Juniors, Seven Belles, Eureka Park and Central Ladies netball clubs.
- ◀ The Burton and District Netball League frequently use Eureka Park, John Port Spencer Academy (Etwall Leisure Centre) Maurice Lea Memorial Park, The Pingle Academy and Repton School Sports Centre competitive fixtures.

## **Recommendations – netball**

- ◀ Encourage netball participation in the District through greater engagement and collaborative work with the District's six clubs.
- ◀ Seek to improve the quality of standard and poor quality courts to encourage netball participation.
- ◀ Support the Burton and District Netball League in securing long-term lease agreements/security of access in respect of the sites used in South Derbyshire.
- ◀ Support the clubs with access to suitable venues.
- ◀ Continue to support recreational formats of the sport that engage people in physical activity, signposting to club activity if participant's aspirations demand.

# SOUTH DERBYSHIRE PLAYING PITCH STRATEGY STRATEGY & ACTION PLAN

## PART 5: STRATEGIC RECOMMENDATIONS

The strategic recommendations for the Strategy have been developed from the key issues cutting across all playing pitch sports and categorised under each of the Strategy Aims. They reflect overarching and common areas to be addressed which apply across outdoor sports facilities and may not be specific to just one sport.

### Aim 1

To **protect** the existing supply of playing pitch facilities where it is needed for meeting current or future needs

#### Recommendations:

- a. Protect playing field sites through local planning policy
- b. Secure tenure and access to sites for high quality, development minded clubs, through a range of solutions and partnership agreements.
- c. Maximise community use of education facilities where there is a need to do so.

### Recommendation a – Protect playing field sites through local planning policy

The PPS Assessment shows that all currently used playing field sites require protection and therefore cannot be deemed surplus to requirements because of shortfalls now and in the future. Therefore, based on the outcomes of the PPS, local planning policy should reflect this situation.

Paragraph 97 of the Framework states that existing open space, sports and recreational buildings and land, including playing fields, should not be built on unless:

- ◀ An assessment has been undertaken which has clearly shown the open space, buildings or land to be surplus to requirements; or
- ◀ The loss resulting from the proposed development would be replaced by equivalent or better provision in terms of quantity and quality in a suitable location; or
- ◀ The development is for alternative sports and recreational provision, the needs for which clearly outweigh the loss.

**Lapsed and disused** – playing field sites that formerly accommodated playing pitches but are no longer used for formal or informal sports use.

- ◀ **Disused** – sites that are not being used at all by any users and are not available for community hire either. Once these sites are disused for five or more years they will then be categorised as 'lapsed sites'.
- ◀ **Lapsed** - last known use was as a playing field more than five years ago. These sites fall outside of Sport England's statutory remit but still have to be assessed using the criteria in paragraph 97 of the National Planning Policy Framework and Sport England would nonetheless challenge a proposed loss of playing pitches/playing field which fails to meet such criteria. It should be emphasised that the lawful planning use of a lapsed site is still that of a playing field.

## SOUTH DERBYSHIRE PLAYING PITCH STRATEGY STRATEGY & ACTION PLAN

---

The PPS Assessment shows that all currently used playing field sites require protection and therefore cannot be deemed surplus to requirements because of shortfalls now and in the future. Lapsed, disused, underused and poor quality sites should also be protected from development or replaced as there is potential need for playing field land to accommodate more pitches to meet the identified shortfalls.

It is recommended that the Council allocates all disused/lapsed sites as playing field in the first instance until such time as the Council, NGB/Community group or a developer expresses an interest in the site. It is also recommended that the following priority order of options is adopted with regards to addressing disused/lapsed sites:

- 1) Firstly, explore the feasibility of bringing the site back into use. A feasibility study may show either:
  - a) The site can be brought back into sustainable use where funding is available and use is secured by the Council and relevant NGBs/Community Groups; or
  - b) The site is not in a sustainable location and in which case no amount of money will make it desirable.
- 2) The site could become public open space to meet a need identified in the Open Space Study; or
- 3) Redevelop the site for an alternative use but use the capital receipt to invest in existing sites in the locality.

Each currently disused/lapsed site is included within the action plan together with a recommendation in relation to the need to bring the site back into use or mitigate the loss on a replacement site to address the shortfalls identified with the Assessment.

**New housing development** - where proposed housing development is located within access of a high quality playing pitch, this does not necessarily mean that there is no need for further pitch provision or improvements to existing pitches in that area in order to accommodate additional demand arising from that development. The PPS should be used to help determine what impact the new development will have on the demand and capacity of existing sites in the area, and whether there is a need for improvements to increase capacity or if new provision is required.

It is recommended that the Council secures appropriate contributions from all new developments to provide for the sporting needs arising from the residents of that development. The exact nature and location of provision associated with housing developments should be fully determined through the local planning process and in partnership with Sport England and each specific NGB, which may, for example, be delivered off-site through contributions in the form of upgrading pitches at existing sites where appropriate.

Housing Growth scenarios have been provided in Part 7 to estimate the additional demand generated by housing by sport and pitch type.

# SOUTH DERBYSHIRE PLAYING PITCH STRATEGY STRATEGY & ACTION PLAN

---

**Development management** - the PPS should be used to help inform Development Management decisions that affect existing or new playing fields, pitches and ancillary facilities. All applications are assessed by the Local Planning Authority on a case by case basis taking into account site specific factors. In addition, Sport England as statutory consultee on planning applications that affect or prejudice the use of playing field will use the PPS to help assess that planning application against paragraph 97 of the National Planning Policy Framework (NPPF) and their<sup>12</sup> Playing Fields Policy.

Sport England's playing field policy exception E1 only allows for development of lapsed or disused playing fields if a PPS shows a clear excess in the quantity of playing pitch provision at present and in the future across all playing pitch sports types and sizes.

Policy Exception E1:

'A robust and up to date assessment has demonstrated, to the satisfaction of Sport England, that there is an excess of playing field provision in the catchment, which will remain the case should the development be permitted, and the site has no special significance to the interests of sport.'

Where the PPS cannot demonstrate the site, or part of a site, is clearly surplus to requirements then replacement of the site, or part of a site, will be required to comply with Sport England policy exception E4.

Policy Exception E4:

'The area of playing field to be lost as a result of the proposed development will be replaced, prior to the commencement of development, by a new area of playing field or:

- ◀ of equivalent or better quality, and
- ◀ of equivalent or greater quantity, and
- ◀ in a suitable location, and
- ◀ subject to equivalent or better accessibility and management arrangements'

Further to this, all playing fields should be protected or replaced up until the point where all satisfied demand has been met within the study area or each individual sports catchment areas within a sub area.

Local authorities wanting to dispose of school playing field land need consent under Section 77 of the Schools Standards and Framework Act 1998, but consent is now also required for disposal of any land used by a school or academy under Schedule 1 to the Academies Act 2010.

It should be noted that consent under Section 77 of the Schools Standards and Framework Act does not necessarily mean subsequent planning approval will be granted. Therefore, any application for planning permission must meet the requirements of the relevant policy, in this case paragraph 97 of the Framework, Local Plan Policy and Sport England Policy. Indeed, applicants are advised to engage Sport England before submitting applications. Robust implementation of the statutory obligation will ensure protection of school playing fields for use by pupils (and sometimes the community as a whole) to ensure receipt is ploughed back into sports education.

---

<sup>12</sup><http://www.sportengland.org/facilities-planning/planning-for-sport/development-management/planning-applications/playing-field-land/>

## SOUTH DERBYSHIRE PLAYING PITCH STRATEGY STRATEGY & ACTION PLAN

---

### **Recommendation b – Secure tenure and access to sites for high quality, development minded clubs through a range of solutions and partnership agreements**

A number of school sites are being used in South Derbyshire for competitive play, predominately for football. In all cases use of pitches has not been classified as unsecure, however, use is not necessarily formalised and further work should be carried out to ensure an appropriate Community Use Agreement (CUA) is in place (including access to changing provision where required).

NGBs can often help to negotiate and engage with schools where the local authority may not have direct influence.

Sport England has also produced guidance, online resources and toolkits to help open up and retain school sites for community use and can be found at:  
<http://www.sportengland.org/facilities-planning/use-our-school/>

Local sports clubs should be supported by partners including the Council, NGBs or the County Sports Partnership (CSP) to achieve sustainability across a range of areas including management, membership, funding, facilities, volunteers and partnership working. For example, support club development and encourage clubs to develop evidence of business and sports development plans to generate an income through their facilities. All clubs could be encouraged to look at different management models such as registering as Community Amateur Sports Clubs (CASC)<sup>13</sup>. Clubs should also be encouraged to work with partners locally whether volunteer support agencies or linking with local businesses.

As well as improving the quality of well-used, local authority sites, there are a number of sites which have poor quality (or no) ancillary facilities. **The Council and partners should further explore opportunities where security of tenure could be granted to the clubs playing on these sites (minimum 25 years as recommended by Sport England and NGBs) so the clubs are in a position to apply for external funding to improve the ancillary facilities.**

Further to this there could be examples in South Derbyshire where long term leases could be put into place for the continued use of a site. Each club should be required to meet service and/or strategic recommendations. However, an additional set of criteria should be considered, which takes into account the quality of the club, aligned to its long-term development objectives and sustainability.

In the context of the Comprehensive Spending Review, which announced public spending cuts, it is increasingly important for the Council to work with voluntary sector organisations in order that they may be able to take greater levels of ownership and support the wider development and maintenance of facilities.

To facilitate this, the Council should support and enable clubs to generate sufficient funds to allow this.

---

<sup>13</sup> <http://www.cascinfo.co.uk/cascbenefits>

# SOUTH DERBYSHIRE PLAYING PITCH STRATEGY STRATEGY & ACTION PLAN

Recommended criteria for lease of sport sites to clubs/organisations:

Club	Site
<p>Clubs should have Clubmark/FA Charter Standard accreditation award.</p> <p>Clubs commit to meeting demonstrable local demand and show pro-active commitment to developing school-club links.</p> <p>Clubs are sustainable, both in a financial sense and via their internal management structures in relation to recruitment and retention policy for both players and volunteers.</p> <p>Ideally, clubs should have already identified (and received an agreement in principle) any match funding required for initial capital investment identified.</p> <p>Clubs have processes in place to ensure capacity to maintain sites to the existing, or better, standards.</p>	<p>Sites should be those identified as 'Club Sites' (recommendation d) for new clubs (i.e. not those with a District wide significance) but which offer development potential. For established clubs which have proven success in terms of self-management 'Key Centres' are also appropriate.</p> <p>As a priority, sites should acquire capital investment to improve (which can be attributed to the presence of a Clubmark/Charter Standard club).</p> <p>Sites should be leased with the intention that investment can be sourced to contribute towards improvement of the site.</p> <p>An NGB/Council representative should sit on a management committee for each site leased to a club.</p>

The Council can further recognise the value of NGB club accreditation by adopting a policy of prioritising the clubs that are to have access to these better quality facilities. This may be achieved by inviting clubs to apply for season long leases on a particular site as an initial trial.

The Council should establish a series of core outcomes to derive from clubs taking on a lease arrangement to ensure that the most appropriate clubs are assigned to sites. As an example, outcomes may include:

- ◀ Increasing participation.
- ◀ Supporting the development of coaches and volunteers.
- ◀ Commitment to quality standards.
- ◀ Improvements (where required) to facilities, or as a minimum retaining existing standards.

In addition, clubs should be made fully aware of the associated responsibilities/liabilities when considering leases of multi-use public playing fields.

## Community asset transfer

The Council should continue to work towards adopting a policy which supports community management and ownership of assets to local clubs, community groups and trusts. This presents sports clubs and national governing bodies with opportunities to take ownership of their own facilities; it may also provide non-asset owning sports clubs with their first chance to take on a building.

The Sport England Community Sport Asset Transfer Toolkit is a bespoke, interactive web-based tool that provides a step by step guide through each stage of the asset transfer process: <http://www.sportengland.org/facilities-planning/tools-guidance/asset-transfer/>

## **SOUTH DERBYSHIRE PLAYING PITCH STRATEGY STRATEGY & ACTION PLAN**

---

### **Recommendation c – Maximise community use of education sites where there is a need to do so**

Given the mix of provider in South Derbyshire, including for example, parish councils and private clubs, there is a need for the Council and NGBs to work with other partners to help maximise use of outdoor sports facilities and in particular grass pitches and artificial grass pitches (AGPs).

In order to maximise community use of educational facilities it is recommended to establish a more coherent, structured relationship with schools. The ability to access good facilities within the local community is vital to any sports organisation, yet many clubs struggle to find good quality places to play and train. In South Derbyshire pricing policies at facilities can be a barrier to access at some of the education sites but physical access and resistance from schools to open up provision is also an issue.

A number of sporting facilities are located on education sites and making these available to sports clubs can offer significant benefits to both the school/college and the local clubs. The Council and other key partners must work with schools and colleges to develop an understanding of the issues that restrict or affect community access. Support should be provided, where appropriate, to address underlying problems.

Where appropriate, it will be important for schools to negotiate and sign formal and long-term agreements that secure community use.

It is not uncommon for school pitch stock not to be fully maximised for community use. Even on established community use sites, access to grass pitches for community use is limited.

In some instances, grass pitches are unavailable for community use due to poor quality and therefore remedial works will be required before community use can be established.

As detailed earlier, Sport England has also produced guidance, online resources and toolkits to help open up and retain school sites for community use and can be found at:  
<http://www.sportengland.org/facilities-planning/use-our-school/>

Although there are a growing number of academies and college sites in South Derbyshire, which the Council has no control over the running of, it is still important to understand the significance of such sites and attempt to work with the schools where there are opportunities for community use. In addition, the relevant NGB has a role to play in supporting the Council to deliver the strategy and communicating with schools where necessary to address shortfalls in provision, particularly for football pitches.



# SOUTH DERBYSHIRE PLAYING PITCH STRATEGY STRATEGY & ACTION PLAN

## **Aim 2**

To **enhance** playing fields, pitches and ancillary facilities through improving quality and management of sites

### **Recommendation:**

- d. Improve quality
- e. Adopt a tiered approach (hierarchy of provision) for the management and improvement of sites.
- f. Work in partnership with stakeholders to secure funding

### **Recommendation d – Improve quality**

There are a number of ways in which it is possible to increase pitch quality and these are explored below. One way for improving quality on football sites is via the FA's pitch improvement programme.

#### *The FA Pitch Improvement Programme (PIP)*

The key principles behind the service are to provide football clubs with advice/practical solutions on a number of areas and discounts on machinery and materials to support improving the clubs' playing surface. The programme should be utilised in order to help any clubs that take on the management and maintenance of sites or which are currently managing and maintaining their own pitch site.

As subsidy is removed for pitch maintenance the PIP is an essential toolkit in supporting self-management/maintenance of sites, particularly on adult sites that have historically been maintained by the Council.

### **Addressing quality issues**

Generally, where pitches are assessed as standard or poor quality and/or overplayed, review/improve maintenance regimes to ensure it is of an appropriate standard to sustain/improve pitch quality. Ensuring existing maintenance of good quality pitches continues is also important.

Based on an achievable target using existing quality scoring to provide a baseline, a standard should be used to identify deficiencies and investment should be focused on those sites which fail to meet the proposed quality standard (using the site audit database, provided in electronic format). The Strategy approach to these outdoor sports facilities achieving these standards should be to enhance quality and therefore the planning system should seek to protect them.

For the purposes of the Quality Assessments, this Strategy will refer to pitches and ancillary facilities separately as Good, Standard or Poor quality. In South Derbyshire, for example, some good quality sites have poor quality elements i.e. changing rooms or a specific pitch.

## SOUTH DERBYSHIRE PLAYING PITCH STRATEGY STRATEGY & ACTION PLAN

---

Good quality refers to pitches that have, for example, a good maintenance regime coupled with good grass cover, an even surface, are free from vandalism, litter etc. In terms of ancillary facilities, good quality refers to access for disabled people, sufficient provision for referees, juniors/women/girls and appropriate provision of showers, toilets and car parking. For rugby union, a good pitch is also pipe and/or slit drained.

Standard quality refers to pitches that have, for example, an adequate maintenance regime coupled with adequate grass cover, minimal signs of wear and tear, goalposts may be secure but in need of minor repair. In terms of ancillary facilities, standard quality refers to adequately sized changing rooms, storage provision and provision of toilets. For rugby union, drainage is natural and adequate.

Poor quality refers to pitches that have, for example, poor levels of maintenance coupled with inadequate grass cover, uneven surface and damage. In terms of ancillary facilities, poor quality refers to inappropriate size of changing rooms, no showers, no running water and old dated interior. For rugby union, drainage is natural and inadequate.

Please refer to the Sport England/NGB quality assessments. Sites played beyond capacity may require remedial action to help reduce this.

In terms of ancillary facilities, poor quality refers to inappropriate size of changing rooms, no showers, no running water and old dated interior.

Without appropriate, fit for purpose ancillary facilities, good quality pitches may be underutilised. Changing facilities form the most essential part of this offer and therefore key sites such as those mentioned above should be given priority for improvement.

In order to prioritise investment into key sites **it is recommended that the steering group works up a list of criteria, relevant to the Area, to provide a steer on future investment.**

For improvement/replacement of AGPs refer to Sport England and the NGBs 'Selecting the Right Artificial Surface for Hockey, Football, Rugby League and Rugby Union' document for a guide as to suitable AGP surfaces:

[www.sportengland.org/facilities-planning/tools-guidance/design-and-cost-guidance/artificial-sports-surfaces/](http://www.sportengland.org/facilities-planning/tools-guidance/design-and-cost-guidance/artificial-sports-surfaces/)

# SOUTH DERBYSHIRE PLAYING PITCH STRATEGY STRATEGY & ACTION PLAN

## Addressing overplay

In order to improve the overall quality of the playing pitches stock; it is necessary to ensure that pitches are not overplayed beyond recommended weekly carrying capacity. This is determined by assessing pitch quality (via a non-technical site assessment) and allocating a weekly match limit to each. Each NGB recommends a number of matches that a good quality grass pitch should take:

Sport	Pitch type	Number of match equivalent sessions per week		
		Good quality	Standard quality	Poor quality
Football	Adult pitches	3 per week	2 per week	1 per week
	Youth pitches	4 per week	2 per week	1 per week
	Mini pitches	6 per week	4 per week	2 per week
Rugby union <sup>14</sup>	Natural Inadequate (D0)	2 per week	1.5 per week	0.5 per week
	Natural Adequate (D1)	3 per week	2 per week	1.5 per week
	Pipe Drained (D2)	3.25 per week	2.5 per week	1.75 per week
	Pipe and Slit Drained (D3)	3.5 per week	3 per week	2 per week
Rugby league	Senior	3 per week	2 per week	1 per week
Cricket	One grass wicket	5 per season	N/A	N/A
	One synthetic wicket	60 per season		

There are also a number of sites that are poor quality but are not overplayed. These sites should not be overlooked as often poor quality sites have less demand than other sites but demand could increase if the quality was to increase. Improving pitch quality should not be considered in isolation from maintenance regimes.

Whilst it works both ways in so much as poor pitch condition is a symptom of pitches being over played, potential improvements may make sites more attractive and therefore more popular.

There is also a need to balance pitch improvements alongside the transfer of play to alternative pitch sites. Therefore, work with clubs to ensure that sites are not played beyond their capacity and encourage play, where possible, to be transferred to alternative venues which are not operating at capacity.

## Increasing pitch maintenance

Standard or poor grass pitch quality may not just be a result of poor drainage. In some instances, ensuring there is an appropriate maintenance for the level/standard of play can help to improve quality and therefore increase pitch capacity. Each NGB can provide assistance with reviewing pitch maintenance regimes.

<sup>14</sup> The RFU believes that it is most appropriate to base the calculation of pitch capacity upon an assessment of the drainage system and maintenance programme afforded to a site.

## **SOUTH DERBYSHIRE PLAYING PITCH STRATEGY STRATEGY & ACTION PLAN**

---

For example, the FA and ECB have recently introduced a Pitch Advisor Scheme and have been working in partnership with Institute of Groundsmanship (IOG) to develop a Grass Pitch Maintenance service that can be utilised by grassroots football clubs with the simple aim of improving the quality of grass pitches. The key principles behind the service are to provide football clubs with advice/practical solutions on a number of areas, with the simple aim of improving the club's playing surface.

At local authority sites in South Derbyshire, maintenance of grass pitches is deemed to be basic and for football covers grass cutting and seeding only, resulting in many pitches being assessed as poor quality. Where local authority pitches are recommended for improvement within the action plan, carrying out additional regular work such as aerating, sand dressing, fertilising and/or weed killing will all improve quality. An improvement in post season remedial work is also recommended. It is recommended that the Council works with users and Derbyshire FA to fully determine the most appropriate pitch improvements on a site by site basis.

In relation to cricket, maintaining high pitch quality is the most important aspect of cricket. If the wicket is poor, it can affect the quality of the game and can, in some instances, become dangerous. The ECB recommends full technical assessments of wickets and pitches available through a Performance Quality Standard Assessment (PQS). The PQS assesses a cricket square to ascertain whether the pitch meets the Performance Quality Standards that are benchmarked by the Institute of Groundsmanship. Please note that PQS assessments are also available for other sports, whilst the LCB Groundsman's Association offers maintenance tips to local clubs as well as an onsite assessment service with subsequent report advising recommended maintenance actions.

### **Improving changing provision**

There is a need to address changing provision at some sites in the District, including some local authority sites. It is recommended that a holistic view is taken in regard to improvements and provision on site.

Sites which predominantly accommodate adult and/or older junior age group sports should be prioritised for improvements, whilst there is a trend for younger junior age groups (particularly for football) not to require use of changing provision, with suitable male and female toilet provision for players and spectators considered to be of greater importance. Access to male and female toilet provision should be sought as a minimum standard at playing field sites.

### **Recommendation e – Adopt a tiered approach (hierarchy of provision) for the management and improvement of sites**

To allow for facility developments to be programmed within a phased approach the Council should adopt a tiered approach to the management and improvement of playing pitch sites and associated facilities. Please refer to Part 7: Action Plan for the proposed hierarchy.

## **SOUTH DERBYSHIRE PLAYING PITCH STRATEGY STRATEGY & ACTION PLAN**

---

### **Recommendation f – Work in partnership with stakeholders to secure funding**

Partners and the Council, should ensure that appropriate funding secured for improved sports provision is directed to areas of need, underpinned by a robust strategy for improvement in playing pitch facilities.

In order to address the community's needs, to target priority areas and to reduce duplication of provision, there should be a coordinated approach to strategic investment. In delivering this recommendation the Council should maintain a regular dialogue with local partners and through the Playing Pitch Steering Group.

Some investment in new provision will not be made by the Council directly, it is important, however, that the Council therefore seeks to direct and lead a strategic and co-ordinated approach to facility development by education sites, NGBs, sports clubs and the commercial sector to address community needs whilst avoiding duplication of provision.

Please refer to Appendix Three for further funding information which includes details of the current opportunities, likely funding requirements and indicative project costs.

Sport and physical activity can have a profound effect on peoples' lives, and plays a crucial role in improving community cohesion, educational attainment and self-confidence. However, one of sport's greatest contributions is its positive impact on public health. It is therefore important to lever in investment from other sectors such as health and wellbeing for example.

# SOUTH DERBYSHIRE PLAYING PITCH STRATEGY STRATEGY & ACTION PLAN

## **Aim 3**

To **provide** new outdoor sports facilities where there is current or future demand to do so

### **Recommendations:**

- g. Rectify quantitative shortfalls in the current pitch stock.
- h. Identify opportunities to add to the overall stock to accommodate both current and future demand.

### **Recommendation g - Rectify quantitative shortfalls in the current pitch stock**

The Council and its partners should work to rectify identified inadequacies and meet identified shortfalls as outlined in the Assessment Report and the sport by sport specific recommendations.

It is important that the current levels of grass pitch provision are protected, maintained and enhanced to secure provision now and in the future. For most sports, the future demand for provision identified in South Derbyshire can be overcome through maximising use of existing pitches through a combination of:

- ◀ Improving pitch quality in order to improve the capacity of pitches to accommodate more matches.
- ◀ The re-designation of pitches for which there is an oversupply.
- ◀ Securing long term community use at school sites.
- ◀ Working with commercial and private providers to increase usage.

While maximising the use of existing pitches offers scope to address the quantitative deficiencies for most sports, new or additional pitches may be required to meet the levels of demand identified for football and rugby both now and in the future.

There may be an opportunity to use some senior pitches to provide senior, junior or mini pitches (through different line markings/coning areas of the pitch). However, further work should be undertaken on this as an action for the Council/NGBs. Furthermore, the re-designation of adult pitches that are not currently used may lead to a deficiency of adult pitches in the medium to longer term as younger players move up the ages. It is likely that for some sports, particularly football, that the provision of new pitches and facilities will be required in the future to support the predicted future demand.

Unmet demand, changes in sport participation and trends, and proposed housing growth should be recognised and factored into future facility planning. Assuming an increase in participation and housing growth occurs, it will impact on the future need for certain types of sports facilities. Sports, physical activity and recreational development work also approximates unmet demand which cannot currently be quantified (i.e., it is not being suppressed by a lack of facilities) but is likely to occur. The following table highlights the main development trends in each sport and their likely impact on facilities. However, it is important to note that these may be subject to change.

## SOUTH DERBYSHIRE PLAYING PITCH STRATEGY STRATEGY & ACTION PLAN

Furthermore, retaining some spare capacity allows some pitches to be rested to protect overall pitch quality in the long term. Therefore, whilst in some instances it may be appropriate to re-designate a senior pitch where there is low demand identified a holistic approach should be taken to re-designation for the reasons cited. The site-by-site action planning will seek to provide further clarification on where re-designation is suitable.

Likely future sport-by-sport demand trends

Sport	Future development trend	Strategy impact
Football	As a result of the FA Youth Development Review pitch demands are changing. This could also see changes in the seasonal demand of pitches (youth football).	Consider re-allocating leases to Community Charter Standard clubs with a large number of teams. Work with clubs to identify facility development opportunities. Work with clubs in relation to their pitch demands as a result of the FA Youth Development Review.
	Demand for senior football is likely to be sustained based on current trends and the move to small sided football. County FA focus to maintain growth of youth football through to adults.	Sustain current stock but consideration given to reconfigure pitches if required.
	An increase in women and girls football following £2.4m investment from Sport England between 2014 and 2016 to increase the number of women and girls taking part in football sessions. Additionally, one of the major goals of The FA's 'Game Changer' strategy for Women's and Girls' football (2017-2020) is to double participation from the current 6,000 teams to 12,000.	A need to provide segregated ancillary facilities and the potential need for more pitches.
Cricket	Demand is likely to remain static for grass wickets for adult participation. The ECB targets participation increases at junior level through the Allstars Cricket Programme which may have a subsequent future impact on requirement for grass and non-turf cricket provision.	Isolated pockets of demand for access to additional facilities where pitches are operating at capacity. A need to encourage greater use of non-turf wickets particularly for junior use to help meet shortfalls.
	Women's and girls' cricket is a national priority and there is a target to establish two girls' and one women's team in every local authority over the next five years.	Support clubs to ensure access to segregated changing and toilet provision and access to good quality cricket pitches to support growth.
Rugby union	Locally, the RFU wants to ensure access to pitches in South Derbyshire that satisfies existing demand and predicted growth. It is also an aim to protect and improve pitch quality, as well as ancillary facilities including changing rooms and floodlights. Subject to support from the RFU.	Clubs are likely to field more teams in the future. It is important, therefore, to work with the clubs to maintain the current pitch stock, support facility development where appropriate and increase the number of floodlit pitches where necessary.
Rugby league	RFL is working towards growing rugby league participation including through growth at junior clubs, Play Touch RL and 9 aside RL.	Review the need for dedicated rugby league pitches in the next three years. Seek 3G pitch venues for Play Touch and grass pitches for 9 aside.



# SOUTH DERBYSHIRE PLAYING PITCH STRATEGY STRATEGY & ACTION PLAN

Sport	Future development trend	Strategy impact
AGPs	Demand for 3G pitches for competitive football will increase. It is likely that future demand for the use of 3G pitches to service competitive football, particularly mini and youth will result in some reduced demand for grass pitches. Provision of 3G pitches which are World Rugby compliant will help to reduce overplay as a result of training on rugby pitches.	Ensure that access to new AGP provision across the District that is delivered to meet identified needs is maximised and that community use agreements are in place. Utilise Sport England/NGB guidance on choosing the correct surface: <a href="http://www.sportengland.org/media/30651/Selecting-the-right-artificial-surface-Rev2-2010.pdf">http://www.sportengland.org/media/30651/Selecting-the-right-artificial-surface-Rev2-2010.pdf</a>
Hockey	Potential increase of participation particularly junior teams.	Sinking funds in place to improve quality and ensure continued use of provision for current and future hockey demand.
Tennis	Membership of clubs is expected to increase, whilst casual play is expected to remain static. The LTA has a key priority for the development of tennis in local parks, linking to both community and club delivery.	Increases in participation can be accommodated through providing additional courts that are floodlit. An increase in casual play can be encouraged through adopting LTA initiatives such as digital access systems.
Bowls	No expected net increase in membership, although an increasing elderly population could change this.	Likely that any future increase could be accommodated on existing greens.
Athletics	Membership is expected to remain static.	Ensure membership stays above 200 to ensure that facilities are sustainable, with quality improvements encouraged.
	Expected increase in wider running market including Park Run and Run Together Groups.	Identify sites that can accommodate demand for such events/routes.
Netball	Preference for use of indoor facilities but some use of outdoor facilities may be sought throughout summer or for participation sessions.	Ensure court quality and accessibility is sufficient to accommodate outdoor play where there may be local demand for use of outdoor courts.

## Recommendation h - Identify opportunities to add to the overall pitch stock to accommodate both current and future demand

The Council should use, and regularly update, the Action Plan within this Strategy for improvements to its own pitches whilst recognising the need to support partners. The Action Plan lists improvements to be made to each site focused upon both qualitative and quantitative improvements as appropriate for each area.

Furthermore, any potential school sites which become redundant over the lifetime of the Strategy may offer potential for meeting community needs on a localised basis. Where schools are closed, their playing fields may be converted to dedicated community use to help address any unmet community needs.

Some sites (or adjacent land) in South Derbyshire also have the potential to accommodate more pitches which may be a solution to meeting shortfalls identified as is further explored within the action plan.

# SOUTH DERBYSHIRE PLAYING PITCH STRATEGY STRATEGY & ACTION PLAN

## PART 6: ACTION PLAN

### Introduction

The site-by-site action plan list seeks to address key issues identified in the accompanying Assessment Report. It provides recommendations based on current levels of usage, quality and future demand, as well as the potential of each site for enhancement.

It should be reviewed in the light of staff and financial resources in order to prioritise support for strategically significant provision and provision that other providers are less likely to make. Recommendation e below explains the hierarchy of priorities on the list. It is imperative that action plans for priority projects should be developed through the implementation of the strategy.

The Council should make it a high priority to work with NGBs and other partners to comprise a priority list of actions based on local priorities, NGB priorities and available funding.

### Recommendation e - Adopt a tiered approach (hierarchy of provision) to the management and improvement of sites

To allow for facility developments to be prioritised and programmed within a phased approach a tiered model for the improvement of playing pitch sites and associated facilities is useful.

The identification of sites is based on their strategic importance in a District-wide context i.e. they accommodate the majority of demand or the recommended action has the greatest impact on addressing shortfalls identified either on a sport by sport basis or across the District as a whole. Recommended tiered site criteria:

Hub sites	Key sites	Local sites	Reserve sites
Strategically located. Priority sites for NGB.	Strategically located within the Analysis Area.	Serves the local community. Likely to include education sites.	Serves the local community.
Accommodates three or more good quality grass pitches. Including provision of at least one AGP/3G pitch.	Accommodates two or more good quality grass pitches.	Accommodates more than one pitch.	Likely to be single-pitch site.
Single or multi-sport provision. Could also operate as a central venue.	Single or multi-sport provision. Could also operate as a central venue.	Single or multi-sport provision.	Supports informal demand and/ or training etc.
Maintenance regime aligns with NGB guidelines.	Maintenance regime aligns with NGB guidelines.	Standard maintenance regime either by the club or in-house maintenance contract.	Basic level of maintenance i.e. grass cutting.
Good quality ancillary facility on site, with sufficient changing rooms and car parking to serve the number of pitches.	Good quality ancillary facility on site, with sufficient changing rooms and car parking to serve the number of pitches.	Appropriate access changing to accommodate both senior and junior use concurrently (if required).	No requirement for access changing to accommodation.

## SOUTH DERBYSHIRE PLAYING PITCH STRATEGY STRATEGY & ACTION PLAN

---

**Hub sites** are of District wide importance where users are willing to travel to access the range and high quality of facilities offered and are likely to be multi sport. These have been identified on the basis of high impact on addressing the issues identified in the assessment.

The financial, social and sporting benefits which can be achieved through development of hub sites are significant. Sport England provides further guidance on the development of community sports hubs at:

[http://www.sportengland.org/facilities\\_planning/planning\\_tools\\_and\\_guidance/sports\\_hubs.aspx](http://www.sportengland.org/facilities_planning/planning_tools_and_guidance/sports_hubs.aspx)

**Where development of Hub Sites includes provision of 3G pitches for football it is recommended that further modelling/feasibility work is carried out to ensure sustainability of new 3G pitches to accommodate competitive fixtures.** However, as a priority consultation should be carried out with leagues/clubs to gauge acceptance/buy in of moving competitive play to 3G pitches in the future.

**Key sites** although these sites are more community focused, some are still likely to service a wider Analysis Area (or slightly wider). However, there may be more of a focus on a specific sport i.e. a dedicated site.

It is considered that some financial investment will be necessary to improve the ancillary facilities at both Hub sites and Key Centres to complement the pitches in terms of access, flexibility (i.e. single-sex changing if necessary), quality and that they meet the rules and regulations of local competitions.

**Local sites** refer to those sites which are generally one and two pitch sites and may be Council owned hired to clubs for a season or are sites which have been leased on a long-term basis. However, they are also likely to be private club sites serving one particular sport.

The level of priority attached to them for Council-generated investment may be relatively low and consideration should be given, on a site-by-site basis, to the feasibility of a club taking a long-term lease on the site (if not already present), in order that external funding can be sought.

It is possible that sites could be included in this tier which are not currently hired or leased to a club, but have the potential to be leased to a suitable club. NGBs would expect the facility to be transferred in an adequate condition that the club can maintain. In the longer term, the Club should be in a position to source external funding to improve/extend the facilities.

**Reserve sites** could be used as overspill for neighbouring sites and/or for summer matches/competitions, training or informal play. They are most likely to be single-pitch sites with no ancillary facilities or school sites where there is no current demand for community use.

Where not preferable or less desirable for formal sport, consideration should be given as to how these sites may be used for informal or recreational sport, or other uses which encourage health and activity utilising local green space.

# SOUTH DERBYSHIRE PLAYING PITCH STRATEGY STRATEGY & ACTION PLAN

---

## Management and development

The following issues should be considered when undertaking sports related site development or enhancement:

- ◀ Financial viability.
- ◀ Security of tenure.
- ◀ Planning permission requirements and any foreseen difficulties in securing permission.
- ◀ Adequacy of existing finances to maintain existing sites.
- ◀ Business Plan/Masterplan – including financial package for creation of new provision where need has been identified.
- ◀ Analysis of the possibility of shared site management opportunities.
- ◀ The availability of opportunities to lease sites to external organisations.
- ◀ Options to assist community groups to gain funding to enhance existing provision.
- ◀ Availability of funding for hub site development.
- ◀ Impact on all sports that use a site regardless of the sport that is the subject of enhancements.

## Action plan columns

### Partners

The column indicating Partners refers to the main organisation that the Council will liaise with in helping to deliver the actions. The next stage in the development of the action plan will be to agree a Lead Partner to help deliver the actions.

### Site hierarchy tier and priority level

Although Hub Sites are mostly likely to have a **high** priority level as they have District wide importance, high priority sites have been identified on the basis of the impact that the site will have on addressing the key issues identified in the assessment and therefore some Key Centres are also identified as having a high priority level. It is these projects/sites which should generally be addressed within the short term (1-2 years).

**It is recommended that as the Steering Group reviews and updates the action plan that medium and low priority sites are then identified** as the next level of sites for attention. As a guide, it is recommended that:

Key centres are a **medium** priority and have Analysis Area importance and have been identified on the basis of the impact that the site will have on addressing the issues identified in the assessment.

**Low** priority sites generally have local specific importance and have been identified on a site by site basis as issues appertaining to individual sites but that may also contribute to addressing the issues identified in the assessment

### Costs

The strategic actions have also been ranked as low, medium or high based on cost. The brackets in which these sit are:

- ◀ Low (L)- less than £50k
- ◀ Medium (M) - £50k-£250k
- ◀ High (H) - £250k and above.

# SOUTH DERBYSHIRE PLAYING PITCH STRATEGY STRATEGY & ACTION PLAN

---

These are based on Sport England's estimated facility costs which can be found at [www.sportengland.org/media/198443/facility-costs-4q13.pdf](http://www.sportengland.org/media/198443/facility-costs-4q13.pdf)

## Timescales

The action plan has been created to be delivered over a ten-year period. The information within the Assessment Report, Strategy and Action Plan will require updating as developments occur. The timescales relate to delivery times and are not priority based. Timescales are recommended within the following three categories:

- ◀ Short (S) – 1 to 2 years
- ◀ Medium (M) - 3 to 5 years
- ◀ Long (L) - 6+ years

## Aim

Each action seeks to meet at least one of the three aims of the Strategy; **Enhance, Provide, Protect.**

# SOUTH DERBYSHIRE PLAYING PITCH STRATEGY STRATEGY & ACTION PLAN

## NORTH ANALYSIS AREA

Sport	Current picture	Future picture (2028) <sup>15</sup>
Football (grass pitches)	<i>Actual spare capacity:</i> 1.5 adult MES per week 1 youth 11v11 MES per week 1 mini 7v7 MES per week	<i>Actual spare capacity:</i> 1.5 adult MES per week 1 mini 7v7 MES per week
Football (3G pitches) <sup>16</sup>	No quantitative shortfall, to meet affiliated team training demand.	No quantitative shortfall, to meet affiliated team training demand.
Rugby union	Capacity is balanced	Capacity is balanced
Cricket	<b>Shortfall of 41 MES per season.</b>	<b>Shortfall of 41 MES per season.</b>
Hockey (Sand/water AGPs)	No quantitative shortfall, however, need to improve quality in the short term and secure access.	No quantitative shortfall, however, need to improve quality in the short term and secure access.
Bowls	Demand is able to be met by existing level of supply	Demand can be met by existing level of supply
Tennis	Demand is able to be met by existing level of supply	Demand can be met by existing level of supply
Netball	Demand is able to be met by existing level of supply	Demand can be met by existing level of supply

<sup>15</sup> Future demand based on ONS calculations and club consultation which also includes any latent and displaced demand identified.

<sup>16</sup> Based on accommodating 42 teams to one full size pitch for affiliated team training.

## SOUTH DERBYSHIRE PLAYING PITCH STRATEGY STRATEGY & ACTION PLAN

Site ID	Site	Sport	Management	Current status	Recommended actions	Partners	Site hierarchy tier	Priority	Timescales <sup>17</sup>	Cost <sup>18</sup>	Aim
3	Blacksmith Lane Recreation Ground, Newton Solney	Football	Parish Council	A poor quality youth 11v11 pitch which is currently unused by community clubs and as such has one MES of actual spare capacity during the peak period.	Improve pitch quality by providing consistent maintenance. Address the quality of the existing maintenance programme, seeking to enhance it.	Parish Council FA	Local site	Low	S	L	Protect Enhance
5	Broomhills Lane Playing Field, Repton	Football	Parish Council	Two adult pitches rated as standard quality. The pitches are available for community use and have potential spare capacity at peak time of two match equivalent sessions. The site is the home venue of Repton Casuals FC with the Club reporting aspirations to acquire maintenance equipment and suitable storage to improve pitch quality. Previously accommodated a cricket pitch used by Ticknall CC.	Support the Club's plan to acquire maintenance equipment to improve pitch quality. Explore potential to re-instate cricket provision onsite to provide capacity for Ticknall CC through joint maintenance and equipment support. Encourage increased pitch maintenance to improve quality. Consider providing the Club with a long-term community use or lease agreement, giving security of tenure.	Parish Council FA ECB	Local site	Medium	M	M	Protect Enhance Provide
20	Foremarke Hall Repton Preparatory School	Cricket	School	Two good quality natural grass cricket squares with six and four wickets plus there is also a standalone NTP on this site. Foremarke Hall Repton Preparatory School is considered to have no spare capacity to accommodate further community use based on assumed curricular and extracurricular	Sustain current pitch quality by continuing with the maintenance regime. Consider increasing the number of wickets on each pitch to increase site capacity, enabling extra demand to utilise the site. Continue to make the pitches available for community use.	School ECB	Local site	Low	S	L	Protect
		AGP		A small sized, sand dressed AGP which is both floodlit and available for community use. The pitch is considered good quality.	Sustain current pitch quality by continuing with the maintenance regime. Continue to make the pitch available for community use. Consider converting the pitch to 3G to encourage community use by football teams for midweek training demand. Ensure sinking funds are in place for future resurfacing/refurbishment.						
29	King George V Playing Fields (Findern Recreation Ground)	Football	Parish Council	A standard quality mini 7v7 pitch which is available for community use but is currently unused. The pitch has one MES of actual spare capacity available during the peak period.	Seek to improve pitch quality by enhancing the current maintenance regime. Continue to provide the pitch, however consider remarking for an alternative format, should demand require and site dimensions allow.	Parish Council FA	Local site	Low	S	L	Protect Enhance
54	Repton Recreation Ground (Repton Bowls Club)	Bowls	Sports Club	The poor quality crown green at Repton Recreation Ground is currently not a designated home venue of a bowling club. This suggests that the green is not receiving the required maintenance due to a lack of use.	Seek to improve the green quality by increasing the current maintenance programme. Examine the long-term sustainability of the green if it is not receiving regular use.	SDDC BCGBA	Local site	Low	S	L	Protect Enhance

<sup>17</sup> (S) -Short (1-2 years); (M) - Medium (3-5 years); (L) - Long (6+ years)

<sup>18</sup> (L) -Low - less than £50k; (M) -Medium - £50k-£250k; (H) -High £250k and above



**SOUTH DERBYSHIRE PLAYING PITCH STRATEGY  
STRATEGY & ACTION PLAN**

Site ID	Site	Sport	Management	Current status	Recommended actions	Partners	Site hierarchy tier	Priority	Timescales <sup>19</sup>	Cost <sup>20</sup>	Aim
55	Repton School Sports Centre	Football	School	12 adult pitches and two youth 9v9 pitches which are all rated as good quality. Pitches are available for community use and unused. Spare capacity has been discounted due to unsecure tenure.	Sustain current pitch quality by continuing with the maintenance schedule. Continue to make the pitches available for community use provided that this does not adversely affect quality for school demand. Consider offering clubs community use agreements to encourage community clubs to utilise the site.	School FA ECB EH	Key centre	Medium	S	L	Protect Enhance
		Cricket		Three good quality natural grass cricket squares; one of which has eight wickets with the remaining two squares having four wickets each. Pitches are available for community use and unused. None of the pitches are considered to have spare capacity to accommodate further use based on assumed curricular and extracurricular.	Sustain current pitch quality by continuing with the maintenance regime. Consider increasing the number of wickets on each pitch to increase site capacity, enabling extra demand to utilise the site. Continue to make the pitches available for community use.						
		Hockey		Two full size hockey suitable surfaces both of standard quality and floodlit. One pitch is sand dressed, was installed in 2002 and will require resurfacing in the near future. The second pitch is water based, was originally installed in 1993 but was resurfaced in 2005. This pitch will also require resurfacing in the near future. The water based pitch is of dimensions larger than 108 x88 metres, with Repton HC reporting that the space can operate as two smaller AGPs to offer greater training space. Repton HC uses the site a home venue but is not considered to have security of tenure as no formal community user agreement is in place with the School. However, given the two organisations' close links there are no reported issues regarding the current arrangement.	Seek to improve the quality of both pitches through both increased maintenance and resurfacing. Continue to make the pitches available for community use, whilst also offering Repton HC a formal community user agreement to give the Club security of tenure. Ensure that sinking funds are in place for future resurfacing/refurbishment.						

<sup>19</sup> (S) -Short (1-2 years); (M) - Medium (3-5 years); (L) - Long (6+ years)

<sup>20</sup> (L) -Low - less than £50k; (M) -Medium - £50k-£250k; (H) -High £250k and above

## SOUTH DERBYSHIRE PLAYING PITCH STRATEGY STRATEGY & ACTION PLAN

Site ID	Site	Sport	Management	Current status	Recommended actions	Partners	Site hierarchy tier	Priority	Timescales <sup>21</sup>	Cost <sup>22</sup>	Aim
67	The Grange (Ticknall Recreation Ground)	Football	Sports Club	One youth 11v11 pitch which is rated as standard quality. The pitch is available for community use but unused. There is actual spare capacity of one match equivalent session. The pitch is marked on a cricket outfield, but this is not reported to be an issue at present.	Improve pitch quality by increasing the current maintenance regime. Consider whether local demand exists for the pitch in its current form; consider remarking the pitch for an alternative format should demand require.	Sports Club FA ECB	Local site	Medium	S	L	Protect Enhance
		Cricket		One standard square which has 10 natural grass wicket alongside an NTP. The pitch is available for community use and is overplayed by 41 match equivalent sessions per season. The site is the home venue of both Ticknall CC & South Derbyshire W and G CC.	Seek to improve pitch quality by increasing the current maintenance regime. Encourage greater use of the NTP, particularly by junior teams of both clubs. Consider relocating some junior demand from Ticknall CC to the Club's secondary venue of Burton Road Recreation Ground.						
72	Twyford Road Playing Field (Willington)	Football	Parish Council	One adult pitch rated as standard quality. Pitch is available for community use and is played to capacity. The site is the home venue of Willington Sports FC for both adult and youth 11v11 teams.	Seek to improve pitch quality by increasing the current maintenance regime. Consider providing the Club with a long-term user agreement to give security of tenure.	Parish Council FA	Local site	Low	S	L	Protect Enhance
77	Willington Bowls Club	Bowls	Sports Club	One good quality crown bowling green used by Willington BC. The Club currently has 14 members meaning that although the green has capacity for additional demand the long-term sustainability of the green should be taken in to consideration.	Sustain the current green quality by continuing with dedicated maintenance regime. Seek to increase club membership to ensure that the green remains sustainable. Monitor club membership to ensure that the green remains sustainable.	Sports Club BCGBA	Local site	Low	M	L	Protect
78	Willington Football Club	Football	Sports Club	The home venue of Willington FC, the site has one adult and three youth 11v11 pitches which are all rated as standard quality. Pitches are available for community use. The adult pitch has actual spare capacity of 1.5 match equivalent sessions at peak time whilst the spare capacity on the youth 11v11 pitches has been retained to ensure pitches quality.	Seek to improve pitch quality by increasing the current maintenance regime.	Sports Club FA	Local site	Low	S	L	Protect Enhance

<sup>21</sup> (S) -Short (1-2 years); (M) - Medium (3-5 years); (L) - Long (6+ years)

<sup>22</sup> (L) -Low - less than £50k; (M) -Medium - £50k-£250k; (H) -High £250k and above

# SOUTH DERBYSHIRE PLAYING PITCH STRATEGY STRATEGY & ACTION PLAN

## NORTH EAST ANALYSIS AREA

Sport	Current picture	Future picture (2028) <sup>23</sup>
Football (grass pitches)	<b>Shortfalls:</b> 1 adult MES per week	<b>Shortfalls:</b> 1.5 adult MES per week 0.5 youth 11v11 MES per week
Football (3G pitches) <sup>24</sup>	No quantitative shortfall, to meet affiliated team training demand.	No quantitative shortfall, to meet affiliated team training demand.
Rugby union	<b>Shortfall of 3.75 senior MES per week</b>	<b>Shortfall of 7.25 senior MES per week</b>
Cricket	Actual spare capacity of 21 MES per season.	Actual spare capacity of 3 MES per season.
Hockey (Sand/water AGPs)	No provision	No provision
Bowls	Demand is able to be met by existing level of supply	Demand can be met by existing level of supply
Tennis	Demand is able to be met by existing level of supply. However, Melbourne Sports Park aspiration for 3 new courts to accommodate current and future growth aspirations.	Demand can be met by existing level of supply. However, Melbourne Sports Park aspiration for 3 new courts to accommodate current and future growth aspirations.
Netball	Demand is able to be met by existing level of supply	Demand can be met by existing level of supply

<sup>23</sup> Future demand based on ONS calculations and club consultation which also includes any latent and displaced demand identified.

<sup>24</sup> Based on accommodating 42 teams to one full size pitch for affiliated team training.

## SOUTH DERBYSHIRE PLAYING PITCH STRATEGY STRATEGY & ACTION PLAN

Site ID	Site	Sport	Management	Current status	Recommended actions	Partners	Site hierarchy tier	Priority	Timescales <sup>25</sup>	Cost <sup>26</sup>	Aim
1	Aston & Weston Bowls Club	Bowls	Sports Club	One poor quality crown green bowling green used by Aston & Weston BC.	Seek to improve the green quality by increasing the current maintenance programme.	Sports Club BCGBA	Local site	Low	S	L	Protect Enhance
2	Barrow Turn (Swarkestone Cricket Club)	Cricket	Sports Club	One good quality natural grass cricket square with 12 wickets. Available for community use and has no capacity at senior peak time but does have capacity for an additional 12 MES per season. Swarkestone CC report a need for a mobile netting cage.	Sustain the current pitch quality by continuing with the current enhanced level of maintenance. Provide the Club with a mobile net to enable more developmental training sessions to take place.	Sports Club ECB	Local site	Low	S	L	Protect Provide
13	Elvaston Cricket Ground	Cricket	Sports Club	There are two good quality natural grass cricket squares at this site. The first square has six wickets accompanied by an NTP and the second square has 15 wickets. These are available for community use and have capacity for an additional 11 MES per season; but there is no capacity available at senior peak time. The Club reports a demand to extend the current ancillary facilities, replacing a marquee on site with a permeant structure as said marquee can no longer be considered temporary. Lease agreements for both squares on site require re-negotiation or renewal to ensure that the Club has security of tenure.	Sustain the current pitch quality by continuing with the maintenance regime. Support the Club's need to expand ancillary provision on site, particularly given the need to remove a temporary structure. Seek to secure the Club's use of both squares to long term lease agreements providing security of tenure.	Sports Club ECB	Local site	Medium	S	M	Protect Provide
30	Kings Newton Bowls Club	Bowls	Sports Club	One poor quality crown bowling green used by Kings Newton BC. Green accommodates six members over its recommended capacity. The green is considered to have improved in quality by the Club, however, the Club has ambitions to increase its membership which could adversely affect green quality.	Seek to improve the green quality by increasing the current maintenance programme. Continue to monitor club membership and green quality, as if the Club's aspired future demand is met, access to a second green would be warranted.	Sports Club BCGBA	Local site	Low	L	L	Protect Enhance
34	Melbourne Bowls Club	Bowls	Sports Club	One standard quality flat bowling green used by Melbourne BC. Green has capacity to accommodate 40 additional members.	Seek to improve the green quality by increasing the current maintenance programme.	Sports Club Bowls England	Local site	Low	S	L	Protect Enhance

<sup>25</sup> (S) -Short (1-2 years); (M) - Medium (3-5 years); (L) - Long (6+ years)

<sup>26</sup> (L) -Low - less than £50k; (M) -Medium - £50k-£250k; (H) -High £250k and above

**SOUTH DERBYSHIRE PLAYING PITCH STRATEGY  
STRATEGY & ACTION PLAN**

Site ID	Site	Sport	Management	Current status	Recommended actions	Partners	Site hierarchy tier	Priority	Timescales <sup>27</sup>	Cost <sup>28</sup>	Aim
36	Melbourne Sports Park	Football	Sports Partnership	One adult and one youth 11v11 pitch both rated as good quality. Pitches are available for community use with the adult pitch having one MES per week of actual spare capacity. Despite the youth 11v11 pitch having potential capacity none exists during the peak period. Parking and changing capacities can both be issues during peak times on the site.	Sustain pitch quality by continuing with the current maintenance schedule. Consider expand the ancillary provision, ensuring that there are sufficient changing facilities to serve all pitches during the peak period.	Sports Partnership FA ECB RFU LTA EN	Hub site	High	L	H	Protect Enhance Provide
		Cricket		One standard quality grass square with ten wickets. Melbourne Town CC has ambitions to install an NTP at Melbourne Sports Park to be situated between two adult football pitches. The current square has capacity for an additional seven MES per season, but no actual spare capacity during the peak time.	Improve square quality by increasing the current maintenance regime. Consider the Club's aspirations to establish an NTP on site. This could then be used to accommodate some junior demand, increasing the potential spare capacity available on site.						
		Rugby Union		Two senior pitches, both of which are overplayed by an accumulative 3.75 MES per week. One pitch is floodlit but does not receive any midweek training demand due to its poor nature, both pitches are poor (M0/D0). The site is the home venue of Melbourne RFC which is a prominent member of the Sports Partnership. Parking and changing capacities can both be issues during peak times on the site.	Improve pitch quality by increasing the current maintenance regime; and by installing a formal pipe drainage system on both pitches to eliminate current levels of overplay. Consider expanding ancillary provision, ensuring that there are sufficient changing facilities to serve all pitches during the peak period.						
		Tennis		Three good quality macadam courts which are floodlit and available for community use. The courts are rented by Melbourne TC on an annual agreement; the Club is also working with the LTA to secure funding to create three additional courts on site. The Club currently has 220 members and aspires to increase membership further.	Sustain court quality through continued maintenance. Provide the Club with a long-term lease agreement for the courts; or encourage the Club to become a formal member of the Sports Partnership. Support the Club's plans to create additional courts on site. Ensure sinking funds are in place for future resurfacing/refurbishment.						
		Netball		Two good quality courts which are floodlit and available for community use. The site is not currently home to a community club.	Sustain court quality through continued maintenance. Ensure sinking funds are in place for future resurfacing/refurbishment.						
		3G		A small sized, medium pile 3G pitch of standard quality. The pitch is floodlit and is available for community use.	Continue to make the pitch available for community use. Ensure that sinking funds are in place for future resurfacing/refurbishment.						

<sup>27</sup> (S) -Short (1-2 years); (M) - Medium (3-5 years); (L) - Long (6+ years)

<sup>28</sup> (L) -Low - less than £50k; (M) -Medium - £50k-£250k; (H) -High £250k and above

**SOUTH DERBYSHIRE PLAYING PITCH STRATEGY  
STRATEGY & ACTION PLAN**

Site ID	Site	Sport	Management	Current status	Recommended actions	Partners	Site hierarchy tier	Priority	Timescales <sup>27</sup>	Cost <sup>28</sup>	Aim
69	The Recreation Centre (Aston-on-Trent Recreation Ground)	Football	Community Organisation	One adult pitch rated as standard quality. The pitch is available for community use and has potential spare capacity of one match equivalent session, but no actual spare capacity during the peak period.	Seek to improve pitch quality by increasing the current maintenance programme.	Community Organisation FA ECB	Local site	Low	S	L	Protect Enhance
		Cricket		The home venue of Aston on Trent Village CC, the site has one standard quality natural grass cricket square with nine wickets. Pitch is available for community use and has potential capacity for an additional 21 MES per season; and 0.5 MES actual spare capacity at peak time. The club reports aspirations to establish an NTP on site for training demand.	Seek to improve pitch quality by increasing the current maintenance programme. Consider the value of whether an NTP is required on site, given the sites potential capacity for additional demand.						
71	The Wharf Recreation Ground (Shardlow)	Football	Community Organisation	One adult pitch rated as poor quality. Pitch is available for community use and is overplayed by two match equivalent sessions. The site is the home venue of both Shardlow Saints FC and Shardlow St James FC, the former using the site for youth 11v11 and youth 9v9 teams.	Seek to improve pitch quality by increasing the current maintenance regime. Consider relocating some demand to alternative sites with actual spare capacity. Relocate the youth 9v9 team currently utilising the adult pitch as this pitch type is not appropriate for players at U11 age.	Community Organisation FA	Local site	Medium	S	L	Protect Enhance

# SOUTH DERBYSHIRE PLAYING PITCH STRATEGY STRATEGY & ACTION PLAN

## NORTH WEST ANALYSIS AREA

Sport	Current picture	Future picture (2028) <sup>29</sup>
Football (grass pitches)	<i>Actual spare capacity:</i> 3 adult MES per week 1 youth 11v11 MES per week 1 youth 9v9 MES per week 1 mini 7v7 MES per week	<i>Actual spare capacity:</i> 1.5 adult MES per week 1 youth 9v9 MES per week 0.5 mini 7v7 MES per week <b>Shortfalls:</b> <b>0.5 youth 11v11 MES per week</b>
Football (3G pitches) <sup>30</sup>	No quantitative shortfall, to meet affiliated team training demand.	No quantitative shortfall, to meet affiliated team training demand.
Rugby union	Capacity balanced	Capacity balanced
Cricket	Actual spare capacity of 15 MES per season.	Actual spare capacity of 15 MES per season.
Hockey (Sand/water AGPs)	No quantitative shortfall	No quantitative shortfall
Bowls	Demand is able to be met by existing level of supply	Demand can be met by existing level of supply
Tennis	Demand is able to be met by existing level of supply	Demand can be met by existing level of supply
Netball	Demand is able to be met by existing level of supply	Demand can be met by existing level of supply

<sup>29</sup> Future demand based on ONS calculations and club consultation which also includes any latent and displaced demand identified.

<sup>30</sup> Based on accommodating 42 teams to one full size pitch for affiliated team training.



**SOUTH DERBYSHIRE PLAYING PITCH STRATEGY  
STRATEGY & ACTION PLAN**

Site ID	Site	Sport	Management	Current status	Recommended actions	Partners	Site hierarchy tier	Priority	Timescales <sup>31</sup>	Cost <sup>32</sup>	Aim
4	Bloomfield Close (Back Lane Recreation Ground) (Hilton)	Football	Parish Council	One adult and one youth 11v11 pitch which are both rated as standard quality. Pitch is available for community use. There is no spare capacity on actual spare capacity on the adult pitch. The youth 11v11 pitch has actual spare capacity of one match equivalent session.	Improve pitch quality by increasing the current maintenance regime. Continue to make the pitches available for community use.	Parish Council FA	Local site	Low	S	L	Protect Enhance
		AGP		A small sized, sand dressed AGP of standard quality. The pitch is both available for community use and floodlit.	Seek to improve pitch quality by increasing the current maintenance regime. Continue to make the pitch available for community use. Ensure sinking funds are in place for future resurfacing/refurbishment. Consider converting the surface to 3G which would then encourage football teams to utilise the pitch for training demand.						
6	Church Broughton Tennis Club	Tennis	Sports Club	One standard quality macadam court and three floodlit good quality macadam courts that are available for community use. There is considered to be capacity on site to accommodate current and future club demand.	Seek to improve courts quality, either through resurfacing or improved maintenance. Ensure sinking funds are in place for future refurbishment/resurfacing.	Sports Club LTA EN	Local site	Low	S	M	Protect Enhance
		Netball		One standard quality court which is neither floodlit nor the home venue for a community club.	Seek to improve courts quality, either through resurfacing or improved maintenance. Ensure sinking funds are in place for future refurbishment/resurfacing. Continue to make the court available for community use						
11	Derby Grammar School Grass Pitches	Cricket	School	One natural grass cricket square with six wickets. Pitch is not available for community use.	Sustain the current pitch quality by continuing with the existing maintenance regime. Consider making the pitch available for community use should capacity exist.	School ECB	Local site	Low	S	L	Protect
14	Etwall Bowling Club	Bowls	Parish Council	One good quality crown bowling green. Green accommodates 10 members over its recommended capacity.	Sustain the current green quality by continuing with dedicated maintenance regime. Monitor green quality, ensuring that continual overplay does not adversely affect quality.	Parish Council BCGBA	Local site	Low	S	L	Protect

<sup>31</sup> (S) -Short (1-2 years); (M) - Medium (3-5 years); (L) - Long (6+ years)

<sup>32</sup> (L) -Low - less than £50k; (M) -Medium - £50k-£250k; (H) -High £250k and above

**SOUTH DERBYSHIRE PLAYING PITCH STRATEGY  
STRATEGY & ACTION PLAN**

Site ID	Site	Sport	Management	Current status	Recommended actions	Partners	Site hierarchy tier	Priority	Timescales <sup>31</sup>	Cost <sup>32</sup>	Aim
15/27	John Port Spencer Academy (Etwall Leisure Centre)	Football	School/ Commercial	Two adult and one youth 9v9 pitch which are all rated as standard quality. Pitches are available for community use and have actual spare capacity of one match equivalent session at peak time. These pitches are also a central venue used by BJFL.	Seek to improve pitch quality through increased maintenance. Continue to make the pitches available for community use. Consider providing current users with long term community use agreements for secure tenure.	School/ Commercial FA ECB LTA EN	Hub site	Medium	S	L	Protect Enhance
		Cricket		One standalone NTP which is not available for community use.	Retain the pitch and sustain current quality by continuing with the maintenance regime.						
		3G		A full size, medium pile, 3G pitch of standard quality. The pitch is floodlit and available for community use, currently having 29% spare capacity during the peak period and 71% football usage. The pitch is FIFA certified until 2019 and was installed in 2015. Both local imported demand utilise the pitch for football training demand, operating as a central venue for the Burton Junior Football League.	Seek to improve pitch quality by increasing the current maintenance regime. Ensure that sinking funds are in place for future resurfacing/refurbishment. Maintain the pitches certification to allow competitive football to continue to take place on the pitch.						
		Tennis/ Netball		Three standard quality tennis courts with floodlighting, each overmarked by a netball court. Used for tennis by Etwall TC and for netball by the Burton & District Netball League and local clubs.	Sustain and improve quality of courts for both netball and tennis and maintain/increase level of access to develop participation.						
25	Hilton Cricket Club	Cricket	Commercial	Hilton CC lease the site from a private pub company and currently has seven years left. The site may not be secure as the landowner has placed the land on which the club sits up for sale. Presently, the site has two squares consisting of 13, standard quality, natural grass wickets, with capacity for 24 MES per week and one MES of actual spare capacity during the peak period which has been discounted due to the unsecure nature of the site.	Seek to secure long term tenure for the Club. Improve pitch quality by increasing the current maintenance regime.	Commercial ECB	Local site	Medium	S	L	Protect Enhance
26	Hilton Primary School	Football	School	One youth 9v9 pitch rated as standard quality. Actual spare capacity is discounted due to unsecure tenure.	Seek to improve pitch quality through increased maintenance. Consider providing prospective clubs with long term community use agreements.	School FA	Local site	Low	S	L	Protect Enhance
28	King George V Playing Field (Etwall)	Football	Parish Council	One adult pitch rated as standard quality. Pitch is available for community use and has actual spare capacity of one match equivalent session at peak time.	Increase the current maintenance regime to improve pitch quality. Continue to make the pitch available for community use, however, consider remarking the pitch for an alternative format if demand requires.	Parish Council FA	Local site	Low	S	L	Protect Enhance
38	Mickleover Country Park Social Club	Football	Parish Council	One adult pitch rated as standard quality. Pitch is available for community use and has no spare capacity at peak time.	Increase the current maintenance regime to improve pitch quality.	Parish Council FA	Local site	Low	S	L	Protect Enhance

**SOUTH DERBYSHIRE PLAYING PITCH STRATEGY  
STRATEGY & ACTION PLAN**

Site ID	Site	Sport	Management	Current status	Recommended actions	Partners	Site hierarchy tier	Priority	Timescales <sup>31</sup>	Cost <sup>32</sup>	Aim
46	Old Hall Lane (Church Broughton)	Tennis	SDDC	One poor quality macadam court which is not floodlit. Court is available for community use.	Seek to improve courts quality, either through resurfacing or improved maintenance. Consider the value of the court for recreational demand.	SDDC LTA	Local site	Low	S	M	Protect Enhance
58	Sandypitts Lane Playing Fields (Etwall)	Football	Parish Council	One adult pitch which is rated as standard quality. Pitch is available for community use but currently unused. There is actual spare capacity at peak time of one match equivalent session.	Increase the current maintenance regime to improve pitch quality. Continue to make the pitch available for community use, however, consider remarking the pitch for an alternative format if demand requires.	Parish Council FA	Local site	Low	S	L	Protect Enhance
59	Scropton Road Sports Ground (Hatton)	Football	Parish Council	Two adult and one mini 7v7 pitch which are all rated as standard quality. Pitches are available for community use. On the adult pitches minimal spare capacity has been retained to ensure pitch quality. There is actual spare capacity of one match equivalent session on the mini 7v7 pitch.	Seek to improve pitch quality by increasing the current maintenance regime.	Parish Council FA BCGBA	Local site	Low	S	L	Protect Enhance
		Bowls		One good quality crown bowling green. The site is the home venue of Hatton BC which has 51 members, meaning that the green has capacity to accommodate nine additional members.	Sustain the current green quality by continuing with dedicated maintenance regime.						
65	Sutton On the Hill Cricket Club	Cricket	Sports Club	One standard quality natural grass cricket square which has eight wickets. Pitch is available for community use and has actual spare capacity of 0.5 match equivalent sessions at peak time.	Seek to improve pitch quality by increasing the current maintenance regime.	Sports Club ECB	Local site	Low	S	L	Protect Enhance
68	The Mease Pavilion (Hilton)	Football	Sports Club	The home venue of Hilton Harriers FC, the site has two adult pitches which are both rated as good quality. Pitches are available for community use and are played to capacity. The quality of the pitches has improved since an FA PIP assessment. Club has invested time and resources into improve their quality. Ancillary facilities on site are considered sufficient to serve both pitches but require modernization. The Club reports aspirations to acquire land on an adjacent site to mark out more pitches but the feasibility of this is unknown.	Sustain improved pitch quality by continuing with the current maintenance programme. Seek to modernise/refurbish the existing ancillary facilities. Support the Club's ambition to acquire land to establish more pitches or support the Club to secure a long-term lease agreement at a secondary venue which is currently unused.	Sports Club FA	Local site	Low	M	L	Protect Enhance Provide
84	Etwall Cricket Club	Cricket	Sports Club	One good quality natural grass cricket square which has 13 wickets. Pitch is overplayed by five match equivalent sessions per season, however this is considered sustainable. Club reports a need for an artificial wicket and improvements to protective netting. Ancillary provision onsite is reportedly poor quality.	Sustain current pitch quality by continuing with the maintenance regime. Ensure that overplay remains manageable, noting that if it increases then this may mean that additional wickets or an NTP are required to accommodate some demand. Seek to improve ancillary facilities on site.	Sports Club ECB	Local site	Medium	M	M	Protect Enhance

# SOUTH DERBYSHIRE PLAYING PITCH STRATEGY STRATEGY & ACTION PLAN

## CENTRAL ANALYSIS AREA

Sport	Current picture	Future picture (2028) <sup>33</sup>
Football (grass pitches)	<i>Actual spare capacity:</i> 3 adult MES per week 2 youth 11v11 MES per week	<i>Actual spare capacity:</i> 3 adult MES per week 2 youth 11v11 MES per week
Football (3G pitches) <sup>34</sup>	No quantitative shortfall, to meet affiliated team training demand.	No quantitative shortfall, to meet affiliated team training demand. Shortfall of 1 full size 3G.
Rugby union	Capacity is balanced	Capacity is balanced
Cricket	Capacity is balanced	<b>Shortfall of 10 MES per season.</b>
Hockey (Sand/water AGPs)	No provision	No provision
Bowls	Demand is able to be met by existing level of supply	Demand can be met by existing level of supply
Tennis	Demand is able to be met by existing level of supply	Demand can be met by existing level of supply
Netball	Demand is able to be met by existing level of supply	Demand can be met by existing level of supply

<sup>33</sup> Future demand based on ONS calculations and club consultation which also includes any latent and displaced demand identified.

<sup>34</sup> Based on accommodating 42 teams to one full size pitch for affiliated team training.

## SOUTH DERBYSHIRE PLAYING PITCH STRATEGY STRATEGY & ACTION PLAN

Site ID	Site	Sport	Management	Current status	Recommended actions	Partners	Site hierarchy tier	Priority	Timescales <sup>35</sup>	Cost <sup>36</sup>	Aim
7	Burton Road Recreation Ground (Woodville)	Cricket	Sports Club	One standard quality natural grass cricket square with eight wickets. Pitch has actual spare capacity at senior peak time of 0.5 match equivalent sessions. The site is leased by Ticknall CC with the Club using the site as a secondary venue for some senior demand.	Seek to improve pitch quality by increasing the current maintenance programme. Encourage increased use of the site to reduce the current levels of overplay evidenced at the Club's primary site.	Sports Club ECB	Local site	Medium	S	L	Protect Enhance
8	Chestnut Avenue Recreation Ground (Midway)	Football	SDDC	One adult and one youth 11v11 pitch which are both rated as standard quality. The adult pitch has no actual spare capacity at peak time whilst the youth 11v11 pitch has minimal spare that is retained to ensure pitch quality.	Seek to improve pitch quality through an increased maintenance regime. Consider providing current users of the site with long term community use agreements for security of tenure.	SDDC FA	Local site	Low	S	L	Protect Enhance
9	Church Gresley Indoor Bowling Centre (Gresley Old Hall)	Football	Sports Club	An adult pitch, a youth 11v11 and a youth 9v9; all of which are of standard quality. The adult pitch is currently overplayed by one MES per week. The two youth pitches have a combined 1.5 MES of actual spare capacity available during the peak period. However, the actual spare capacity of the youth 9v9 pitch should be retained to ensure pitch quality. The FA Pitch Improvement Programme (PIP) identified a few localised dips and hollows which pond in wet periods and a significant thatch layer.	Improve pitch quality by increasing the current maintenance programme, in line with the PIP report.	Sports Club FA Bowls England	Local site	Low	L	L	Protect Enhance
		Bowls		One poor quality flat bowling green used by South Derbyshire Miners Welfare BC. Capacity of the site is currently unknown due to the unknown level of membership.							
17	Eureka Park	Football	SDDC	Two youth 9v9 pitches which are both rated as standard quality. The pitches are available for community use and have actual spare capacity at peak time of two match equivalent sessions.	Seek to improve pitch quality through an increased maintenance regime. Consider reconfiguring the pitches offered should demand request.	SDDC FA BCGBA LTA EN	Key centre	Low	S	L	Protect Enhance Provide
		Bowls		One good quality crown bowling green used by Eureka Park BC. Green has capacity to accommodate 25 additional members.	Sustain the current green quality by continuing with dedicated maintenance regime.						
		Tennis		Two standard quality macadam tennis courts what are not floodlit. The courts are available for community use.	Improve court quality through either increased maintenance or resurfacing. Consider installing floodlighting on site to encourage increased use of the court.						
		Netball		One standard quality netball court used by Eureka Park NC, Central Ladies NC and as a venue for the Burton and District Netball League. The court is available for community use but not floodlit.	Improve court quality through either increased maintenance or resurfacing. Consider installing floodlighting on site to encourage increased use of the court.						

<sup>35</sup> (S) -Short (1-2 years); (M) - Medium (3-5 years); (L) - Long (6+ years)

<sup>36</sup> (L) -Low - less than £50k; (M) -Medium - £50k-£250k; (H) -High £250k and above

**SOUTH DERBYSHIRE PLAYING PITCH STRATEGY  
STRATEGY & ACTION PLAN**

Site ID	Site	Sport	Management	Current status	Recommended actions	Partners	Site hierarchy tier	Priority	Timescales <sup>35</sup>	Cost <sup>36</sup>	Aim
21	Goseley Recreation Ground (Hartshorne Recreation Ground)	Football	Parish Council	A poor quality adult pitch which is available for community use and is used by Duns Athletic FC. Despite the site having 0.5 MES of potential spare capacity, actual spare capacity has been discounted due to the low carrying capacity of the site.	Seek to improve pitch quality through an increased maintenance regime.	Parish Council FA	Local site	Low	S	L	Protect Enhance
22	Granville Academy	Football	School	One adult, one youth 9v9, one mini 7v7 and one mini 5v5 pitch which are all rated as poor quality. Pitches are not available for community use. The adult and youth 9v9 pitches are played to capacity. There is potential space capacity at peak time on the mini 5v5 and mini 7v7 pitches. Potential back up site for additional 3G pitch requirement in the District,	Seek to improve pitch quality by increasing the current maintenance regime. Continue to make the pitches unavailable for community use until they are of an adequate quality and have sufficient capacity to accommodate such demand without becoming overplayed.	School FA ECB RFU LTA EN	Local site	Medium	M	M	Protect Enhance
		Cricket		One poor quality standalone NTP which is not available for community use.	Seek to improve pitch quality by increasing the current maintenance regime.						
		Rugby Union		A poor quality senior pitch which is not available for community use due to poor quality. The pitch is used by the School and is overplayed by one match equivalent session per week.	Seek to improve pitch quality by increasing the current maintenance regime. Continue to make the pitch unavailable for community use until it is of an adequate quality and has sufficient capacity to accommodate such demand without becoming overplayed.						
		Tennis		Six poor quality macadam courts that are not floodlit. The courts are not available for community use.	Improve court quality through resurfacing and improved maintenance. Ensure sinking funds are in place for future resurfacing/refurbishment.						
		Netball		Five poor quality netball courts that are not floodlit. The courts are not available for community use.	Improve court quality through resurfacing and improved maintenance. Ensure sinking funds are in place for future resurfacing/refurbishment.						
24	Hawfields Football Ground (Newhall United Football Club)	Football	Sports Club	One adult pitch rated as poor quality. The pitch is available for community use and is overplayed by 0.5 match equivalent sessions. Changing facilities on site are considered to be outdated and require refurbishment.	Improve pitch quality by increasing the current maintenance regime. Consider installing a formal drainage system to further enhance pitch quality. Refurbish the current ancillary facilities on site.	Sports Club FA	Local site	Medium	L	H	Protect Enhance



**SOUTH DERBYSHIRE PLAYING PITCH STRATEGY  
STRATEGY & ACTION PLAN**

Site ID	Site	Sport	Management	Current status	Recommended actions	Partners	Site hierarchy tier	Priority	Timescales <sup>37</sup>	Cost <sup>38</sup>	Aim
33	Maurice Lea Memorial Park	Football	SDDC	One adult pitch rated as standard quality. The pitch is available for community use and has no spare capacity at peak time. Ancillary facilities on site are considered adequate but small.	Seek to improve pitch quality by increasing the current maintenance regime. Explore options of expand the current ancillary provision.	SDDC FA England Bowls LTA EN	Key centre	Medium	M	M	Protect Enhance Provide
		Bowls		One good quality flat bowling green. The site is not currently the home venue of a local club and therefore is considered to have capacity.	Continue to sustain current green quality through a dedicated maintenance regime. Examine the long-term suitability of the green without a resident club in place.						
		Tennis		Three poor quality macadam courts which are not floodlit. The courts are available for community use.	Seek to improve court quality through resurfacing and an increased maintenance regime. Consider installing floodlighting on the court to encourage increased use of the site. Ensure sinking funds are in place for future resurfacing/refurbishment.						
		Netball		One poor quality netball court that is not floodlit. The site is used by the Burton and District Netball League which as a central venue for matches.	Seek to improve court quality through resurfacing and an increased maintenance regime. Consider installing floodlighting on the court to encourage increased use of the site. Ensure sinking funds are in place for future resurfacing/refurbishment.						
39	Moat Ground (Gresley Football Club)	Football	Sports Club	One adult pitch rated as standard quality. Pitch is available for community use and is played to capacity. Private freeholders of the site wish to redevelop the site, meaning that the Club would be relocated and reprovided for on an alternative venue. Until planning permission and reprovision is provided the Club has a rolling 12-month agreement on the site. The Club play at Step 4 of the football pyramid and currently meet minimum site requirements for the current level.	Ensure the pitch and facility is reprovided on an alternative site once planning permission of the subsequent site is agreed. Until then seek to improve pitch quality by increasing the current maintenance regime. Ensure that the current and any subsequent site meets minimum ground requirements for the current league and can has capacity to be improved should the Club be promoted.	Sports Club FA	Local site	High	S-M	H	Protect Enhance Provide

<sup>37</sup> (S) -Short (1-2 years); (M) - Medium (3-5 years); (L) - Long (6+ years)

<sup>38</sup> (L) -Low - less than £50k; (M) -Medium - £50k-£250k; (H) -High £250k and above



**SOUTH DERBYSHIRE PLAYING PITCH STRATEGY  
STRATEGY & ACTION PLAN**

Site ID	Site	Sport	Management	Current status	Recommended actions	Partners	Site hierarchy tier	Priority	Timescales <sup>39</sup>	Cost <sup>40</sup>	Aim
43	Newhall Park	Football	SDDC	One adult pitch rated as standard quality. Pitch is available for community use and has no spare capacity at peak time. Consultation indicated that the pitch is not cut often enough with poor quality line marking.	Improve the current maintenance level of the pitch by increasing both quality and frequency of said maintenance. Continue to make the pitch available for community use.	SDDC FA BCGBA	Local site	Low	S	L	Protect Enhance
		Bowls		One good quality crown bowling green used by Lamb Inn BC. Green accommodates two members over its recommended capacity. The site is owned and managed by SDDC with club members purchasing season tickets to access the green. With 62 members the green is considered overplayed, however, as this is minimal it is considered sustainable.	Sustain the current green quality by continuing with dedicated maintenance regime. Consider providing the Club with a long-term lease of the site, for the Club to then be responsible for the maintenance of the green. This is subject to the Club agreeing and having sufficient capacity and experience to take on the required level of maintenance.						
44	Newhall Social Club	Bowls	Sports Club	One good quality crown bowling green used by Newhall Social BC. The Club has 23 members meaning that the green can be considered sustainable.	Sustain the current green quality by continuing with dedicated maintenance regime. Monitor club membership numbers to ensure that the green remains sustainable in the long term.	Sports Club BCGBA	Local site	Low	S	L	Protect
45	Occupation Lane (Woodville Recreation Ground)	Football	Parish Council	One adult pitch rated as standard quality. The pitch is available for community use and has actual spare capacity of one match equivalent session. The site has had drainage improvements made, however, inconsistent maintenance has rendered this ineffective. Clubs using the site report that broken glass is frequently found on pitches. Following a PIP report Derbyshire FA reports it is in dialogue with both the Club and Parish Council regarding a funding application to obtain maintenance equipment for the sites. The site is currently used by one U17 team, representing Woodville Rangers FC.	Seek to improve pitch quality as identified in the PIP report. Improve site security to minimise occurrences of broken glass on the pitch. Consider providing the Club with a long-term lease of the site for the Club to take on management and maintenance of the site.	Parish Council FA	Local site	Low	S	L	Protect Enhance
49	Oversetts Road Recreation Ground	Football	SDDC	A youth 11v11 and a youth 9v9 pitch, both of which are rated as standard quality. The youth 11v11 pitch is currently at capacity, whilst the youth 9v9 pitch has 1.5 MES of potential capacity but only 0.5 MES of actual spare capacity during the peak period. Changing facilities on site is currently out of action. The site is currently used by Newhall FC, however the Club is in discussion with Derbyshire County FA regarding possible relocation away from the site.	Continue to discussions with the Club regarding a move away from the site. Should the Club remain on site, then priority should be given to provide the Club with a long-term lease of the pitches and changing facility; whilst also bring the changing facilities back in to action/providing new changing facilities subject to receipt of S106 funds. Improvements to the current maintenance regime should be	Parish Council FA SDDC	Local site	Medium	M	M	Protect Enhance

<sup>39</sup> (S) -Short (1-2 years); (M) - Medium (3-5 years); (L) - Long (6+ years)

<sup>40</sup> (L) -Low - less than £50k; (M) -Medium - £50k-£250k; (H) -High £250k and above

**SOUTH DERBYSHIRE PLAYING PITCH STRATEGY  
STRATEGY & ACTION PLAN**

Site ID	Site	Sport	Management	Current status	Recommended actions	Partners	Site hierarchy tier	Priority	Timescales <sup>39</sup>	Cost <sup>40</sup>	Aim
					undertaken to increase site quality, and pitch improvements/reconfiguration implemented upon receipt of S106 funds.						
52	The Pingle Academy	3G	School	A full size, medium pile 3G pitch which is available for community use, floodlit and poor quality. The pitch was established in 2006 and requires resurfacing in the near future. FA certified, 67% of current pitch usage is from football, with the remaining 33% available. The site acts as a central venue for the Burton Junior Football League, resulting in both imported and local demand utilising capacity.	Resurface the pitch and improve the maintenance regime to increase quality. Continue to make the pitch available for community use. Ensure that FA certification is maintained, enabling competitive football to take place on the pitch. Ensure that sinking funds are in place for future resurfacing/refurbishment.	School FA	Key centre	High	M	H	Protect Enhance
66	Swadlincote Catholic Club	Bowls	Community Organisation	One good quality crown bowling green used by Swadlincote Cath's BC. The Club has 59 members meaning that there is capacity on site for one additional member.	Sustain the current green quality by continuing with dedicated maintenance regime.	Community Organisation BCGBA	Local site	Low	S	L	Protect
70	The Rodney Meadows (Hartshorne)	Cricket	Sports Club	One standard quality natural grass cricket square with seven wickets accompanied by an NTP. Hartshorne CC states the outfield at The Rodney Meadows suffers from very poor drainage which has led to competitive fixture cancellations. The Club also reports a need for fixed bay practice nets. The site has capacity for four additional MES per season.	Seek to improve pitch quality by increasing the current maintenance regime. Address any issues with outfield drainage through improved and consistent maintenance. Support the Club's aspirations for fixed practice nets.	Sports Club ECB	Local site	Low	S	L	Protect Enhance
76	William Allitt School	Football	School	A poor quality, youth 11v11 pitch which is available for community use but is at capacity solely from educational demand.	Improve pitch quality by increasing the current maintenance regime. Continue to make the pitch available for community use provided that there is sufficient capacity and that any community use does not adversely affect quality for school demand.	School FA ECB LTA	Local site	Low	M	M	Protect Enhance
		Cricket		One standalone NTP is of poor quality and rarely used for educational demand.	Consider the value of the wicket on site, with minimal educational demand. If the pitch is retained seek to improve the quality by increasing the current maintenance regime. Work with the School to encourage cricket participation as part of the educational offer.						
		Tennis		One poor quality macadam court that is neither floodlit nor available for community use.	Seek to improve courts quality, either through resurfacing or improved maintenance. Ensure sinking funds are in place for future resurfacing/refurbishment.						

## SOUTH DERBYSHIRE PLAYING PITCH STRATEGY STRATEGY & ACTION PLAN

Site ID	Site	Sport	Management	Current status	Recommended actions	Partners	Site hierarchy tier	Priority	Timescales <sup>41</sup>	Cost <sup>42</sup>	Aim
80	Woodhouse Recreation Ground (Swadlincote)	Football	SDDC	Three standard quality adult pitches, all of which are available for community use, with a combined 2.5 MES of potential spare capacity. In reality, no actual spare capacity exists during the peak time. The site is currently used by youth 11v11 teams representing TS Sports FC, along with adult teams representing the same club and Springfield Untied FC.	Seek to improve pitch quality by providing consistent, good quality maintenance. Consider remarking one of the adult pitches to youth 11v11 size so that youth teams are playing on an appropriate sized pitch.	SDDC FA	Key centre	Medium	S	L	Protect Enhance
		Potential 3G		Identified as potentially able to accommodate a 3G pitch as a multi-pitch with existing grass pitch provision.	Consider potential to accommodate a full sized 3G pitch in future in order to meet identified future 3G pitch shortfall in the Central Area.			Low	L	L	
81	Woodville Bowls Club	Bowls	Sports Club	A disused crown bowling green which was previously the home venue of Woodville BC. The Club folded in the last three years due to a lack of membership.	Explore an alternative sporting use of the site.	Sports Club BCGBA	Local site	Low	S	L	Protect
82	Woodville New Inn Bowls Club	Bowls	Sports Club	A standard quality, crown green which is the home venue of Woodville New Inn BC. Club membership is currently unknown, therefore it is assumed that the green is sustainable but not overplayed.	Seek to improve green quality by increasing the maintenance regime. Monitor club membership numbers to fully identify the sustainability of the green, whilst also ensuring that the site is not significantly overplayed.	Sports Club BCGBA	Local site	Low	S	L	Protect Enhance
83	Woodville Recreation Ground	Football	SDDC	One standard quality adult pitch, which shows signs of poor quality in places. The site is currently used by Woodville Rangers which reports that maintenance of the site is poor. The Club aspire to acquire a long-term lease of the site and would then seek funding to obtain maintenance equipment. The pitch is currently overplayed by one MES per week.	Improve pitch quality as outlined by the PIP report. Consider providing Woodville Rangers FC with a long-term lease of the site, encouraging the Club to maintain the site. Support the Club to obtain necessary maintenance equipment needed to maintain the pitches correctly.	SDDC FA	Local site	Medium	M	M	Protect Enhance
86	Salisbury Recreation Ground (Hartshorne)	Football	Parish Council	An unused, standard quality, adult pitch which has one MES of actual spare capacity available during the peak period.	Sustain current pitch quality. Retain the pitch for community and recreational demand. Consider remarking the pitch for an alternative format should demand require.	Parish Council FA	Local site	Low	S	L	Protect

<sup>41</sup> (S) -Short (1-2 years); (M) - Medium (3-5 years); (L) - Long (6+ years)

<sup>42</sup> (L) -Low - less than £50k; (M) -Medium - £50k-£250k; (H) -High £250k and above

# SOUTH DERBYSHIRE PLAYING PITCH STRATEGY STRATEGY & ACTION PLAN

## SOUTH ANALYSIS AREA

Sport	Current picture	Future picture (2028) <sup>43</sup>
Football (grass pitches)	<i>Actual spare capacity:</i> 3 adult MES per week 2 youth 11v11 MES per week	<i>Actual spare capacity:</i> 3 adult MES per week 2 youth 11v11 MES per week
Football (3G pitches) <sup>44</sup>	No quantitative shortfall, to meet affiliated team training demand.	No quantitative shortfall, to meet affiliated team training demand.
Rugby union	Capacity is balanced	Capacity is balanced
Cricket	Capacity is balanced	<b>Shortfall of 10 MES per season.</b>
Hockey (Sand/water AGPs)	No provision	No provision
Bowls	Demand is able to be met by existing level of supply	Demand can be met by existing level of supply
Tennis	Demand is able to be met by existing level of supply	Demand can be met by existing level of supply
Netball	Demand is able to be met by existing level of supply	Demand can be met by existing level of supply

<sup>43</sup> Future demand based on ONS calculations and club consultation which also includes any latent and displaced demand identified.

<sup>44</sup> Based on accommodating 42 teams to one full size pitch for affiliated team training.

## SOUTH DERBYSHIRE PLAYING PITCH STRATEGY STRATEGY & ACTION PLAN

Site ID	Site	Sport	Management	Current status	Recommended actions	Partners	Site hierarchy tier	Priority	Timescales <sup>45</sup>	Cost <sup>46</sup>	Aim
32	Lullington Park Cricket Club	Cricket	Sports Club	The home venue of Lullington Park CC, the site has two standard quality natural grass cricket squares, one of which has eight wickets accompanied by an NTP, whilst the other has 15 grass wickets. The Club's lease of its home ground has seven years remaining and reported a need for an additional mobile cage. The site operates as the venue for the Lullington Park CC Pub Cricket League with matches taking place on both squares every Friday. There is capacity for 12 additional MES per season, however, no actual spare capacity exists during the peak period.	Seek to improve the quality of both pitches by increasing the current maintenance regime. Encourage junior teams to utilise the NTP on site for match demand. Encourage training demand to take place on the NTP. Consider allowing match play from the Lullington Park CC Pub Cricket League to take place on the NTP. Support the Club to secure a new long-term lease before the current agreement expires in seven years.	Sports Club ECB	Local site	Medium	M	L	Protect Enhance
40	Mount Pleasant Recreation Ground, Swadlincote	Football	Parish Council	One adult pitch which is rated as standard quality. The pitch is available for community use and has actual spare capacity of one match equivalent session, as a result of being unused.	Increase the current maintenance regime to improve pitch quality. Continue to make the pitch available for community use, however, consider remarking the pitch for an alternative format if demand requires.	Parish Council FA	Local site	Low	M	L	Protect Enhance
41	Netherseal St Peters Sports Club	Football	Sports Club	One standard quality adult pitch which is available for community use. Despite having 1.5 MES per week of potential capacity, there is no actual spare capacity available during the peak period.	Seek to improve pitch quality by increasing the current maintenance regime. Continue to make the pitch available for community use.	Sports Club FA BCGBA	Local site	Low	S	L	Protect Enhance
		Bowls	Sports Club	One good quality crown green bowling green. Green accommodates nine members over its recommended capacity, however, this is considered sustainable.	Sustain the current green quality by continuing with dedicated maintenance regime. Monitor green quality, ensuring that continued overplay of the site does not adversely affect quality.						
42	Netherseal Tennis Club	Tennis	Sports Club	Four floodlit macadam courts rated as good quality. Courts are available for community use and are the home venue of Netherseal LTC which has 80 members. The site is considered to have capacity to accommodate both current and future club demand.	Sustain court quality through continued maintenance.	Sports Club LTA	Local site	Low	S	L	Protect

<sup>45</sup> (S) -Short (1-2 years); (M) - Medium (3-5 years); (L) - Long (6+ years)

<sup>46</sup> (L) -Low - less than £50k; (M) -Medium - £50k-£250k; (H) -High £250k and above

**SOUTH DERBYSHIRE PLAYING PITCH STRATEGY  
STRATEGY & ACTION PLAN**

Site ID	Site	Sport	Management	Current status	Recommended actions	Partners	Site hierarchy tier	Priority	Timescales <sup>47</sup>	Cost <sup>48</sup>	Aim
48	Overseal Recreation Ground	Football	Parish Council	One adult, one youth 9v9 and one mini 7v7 rated as standard quality. Pitches are available for community use. The adult pitch has actual spare capacity of one match equivalent session and is currently unused; the youth 9v9 pitch has minimal spare capacity retained to ensure pitch quality; and the mini 7v7 pitch has no spare capacity at peak time. The site is rented by Overseal Juniors FC from the Parish Council.	Seek to improve pitch quality by increasing the maintenance schedule. Consider reconfiguring the pitches available on site to encourage greater utilisation. Explore the possibility of providing Overseal Juniors FC with long term community use or lease agreements to give security of tenure.	Parish Council FA Bowls England	Local site	Low	S	L	Protect Enhance
		Bowls		One good quality flat bowling green. The site is the home venue of Overseal Memorial BC and is considered to have capacity for an additional 30 members.	Sustain the current green quality by continuing with dedicated maintenance regime.						
51	Philip Richardson Memorial Field (Netherseal)	Football	Parish Council	An adult and youth 11v11 pitch which are both rated as standard quality. Pitches are available for community use. The adult pitch has minimal spare capacity retained to ensure pitch quality. The adult pitch has 0.5 MES of actual spare capacity which has been discounted to protect pitch quality, whilst the youth 11v11 pitch has one MES of actual spare capacity during the peak period. The youth 11v11 pitch is not currently used by a community club but the adult pitch is rented by The Seal Inn FC for home matches. Changing facilities on site are considered poor quality with a lack of utilities and vandalism particular concerns.	Seek to improve pitch quality by increasing the current maintenance regime. Improve ancillary facilities on site, providing working utilities and possible security systems to reduce vandalism. Consider remarking the youth 11v11 pitch as an alternative format if demand requires.	Parish Council FA	Local site	Medium	L	M	Protect Enhance
56	Rickman's Corner (Linton/Overseal)	Football	Community Centre	One adult pitch rated as good quality. The pitch is available for community use and has two MES per week of potential capacity but no actual spare capacity available during the peak period.	Sustain pitch quality by continuing with the current maintenance programme.	Community Centre FA	Local site	Low	S	L	Protect

<sup>47</sup> (S) -Short (1-2 years); (M) - Medium (3-5 years); (L) - Long (6+ years)

<sup>48</sup> (L) -Low - less than £50k; (M) -Medium - £50k-£250k; (H) -High £250k and above



**SOUTH DERBYSHIRE PLAYING PITCH STRATEGY  
STRATEGY & ACTION PLAN**

Site ID	Site	Sport	Management	Current status	Recommended actions	Partners	Site hierarchy tier	Priority	Timescales <sup>49</sup>	Cost <sup>50</sup>	Aim
62	Stapenhill Football Club	Football	Sports Club	One adult pitch which is rated as good quality. Pitch has improved in quality since PIP visit. Pitch is available for community use and has no spare capacity at peak time. The Club (Stapenhill FC) has received support from Burton Albion FC to relay the pitch; however, it still suffers from drainage issues. Edgehill FC rent the site from Stapenhill FC on an annual agreement and wants to establish a mini pitch on site.	Sustain pitch quality by continuing with the current maintenance programme; whilst also addressing drainage issues which are present. Consider providing Edgehill FC with a long-term rental agreement for the site providing security of tenure. Examine whether a mini pitch could be accommodated on site for Edgehill FC mini teams.	Sports Club FA	Local site	Medium	M	M	Protect Enhance
64	Strawberry Lane Recreation Ground (Rosliston)	Football	Parish Council	One adult pitch rated as standard quality. The pitch is available for community use and has actual spare capacity of one match equivalent session.	Seek to improve pitch quality by increasing the current maintenance programme. Retain the pitch for community use; consider remarking the pitch as an alternative format of required.	Parish Council FA	Local site	Low	S	L	Protect Enhance
74	Walton Cricket Club	Cricket	Sports Club	One natural grass cricket square, rated as good quality, with 12 wickets. The pitch is available for community use and is the home venue of Walton on Trent CC, on an annual rental agreement. The pitch has capacity for an additional 26 MES per season, but no actual spare capacity exists during the peak period for senior play. Proposed road to be developed alongside the pitch within proximity of ball strike when in use.	Undertake ECB supported assessment of ball strike risk to proposed new roadway and put in place suitable and appropriate safety measures in order to protect road users. Sustain pitch quality by continuing with the improved maintenance programme. Support the Club to obtain a long-term lease agreement for the site to enable the Club to then access funds to improve the site.	Sports Club ECB	Local site	Medium	S	L	Protect Enhance Provide
85	Grangewood Tennis Club	Tennis	Sports Club	There are two good quality macadam courts with floodlights and two standard macadam courts without floodlights. Courts are available for community use and are considered to have capacity for additional play given that club membership currently stands at 58 members.	Sustain the current green quality by continuing with dedicated maintenance regime. Seek to improve the quality of the standard courts by increasing maintenance. Ensure sinking funds are in place for future resurfacing/refurbishment. Encourage the Club to grow membership numbers to have greater utilisation of the courts.	Sports Club LTA	Local site	Low	S	L	Protect Enhance
87	Station Street Recreation Ground (Castle Gresley)	Football	Parish Council	One youth 11v11 pitch which is rated as standard quality. Pitch is available for community use and has actual spare capacity of one match equivalent session.	Seek to improve pitch quality by increasing the current maintenance programme. Retain the pitch for community use; consider remarking the pitch as an alternative format of required.	Parish Council FA	Local site	Low	S	L	Protect Enhance

<sup>49</sup> (S) -Short (1-2 years); (M) - Medium (3-5 years); (L) - Long (6+ years)

<sup>50</sup> (L) -Low - less than £50k; (M) -Medium - £50k-£250k; (H) -High £250k and above



# SOUTH DERBYSHIRE PLAYING PITCH STRATEGY STRATEGY & ACTION PLAN

---

## PART 7: HOUSING GROWTH SCENARIOS

The PPS provides an estimate of demand for pitch sports based on population forecasts and club consultation to 2028 (in line with the Local Plan period). This future demand is translated into teams likely to be generated, rather than actual pitch provision required. The Playing Pitch New Development Calculator adds to this, updating the likely demand generated for pitch sports based on housing increases and converts the demand into match equivalent sessions and the number of pitches required. This is achieved via team generation rates (TGRs) in the Assessment Report to determine how many new teams would be generated from an increase in population derived from housing growth and gives the associated costs of supplying the increased pitch provision.

The scenarios below show the additional demand for pitch sports generated from housing growth. The demand is shown in match equivalent sessions per week for the majority of sports, with the exception of cricket, where match equivalent sessions are by season. This is also equated to pitches required at peak time for each sport rounded up or down to the nearest whole pitch.

The indicative figures are based on the assumption that population growth will average 1.9 residents per dwelling<sup>51</sup>. The indicative figures will be applied to two exclusive scenarios, based on the population figures contained within South Derbyshire Council housing trajectory figures. The scenarios are as follows:

- ◀ **Scenario One:** South Derbyshire Council remaining Local Plan housing requirement 2018/19 to 2028
- ◀ **Scenario Two:** South Derbyshire Council five year housing requirement (2018/19-2022/23)

Please note that the scenarios can be updated as required over the Local Plan period throughout the lifespan of the PPS to reflect population projections and change in the average household size.

The number of pitches required in the following tables has been rounded up or down accordingly, however capital and revenue costs are based on indicative pitch costs, proportionate to the total match equivalent sessions required rather than just whole pitches required. Though increases in match sessions for some sports are not sufficient to warrant the creation of new pitches, the associated costs have been incorporated and investment into alternative sites could instead be considered to increase capacity to accommodate this new demand.

A further table has been included in relation to a small number of allocated strategic sites where delivery extends beyond the local plan period, to show the additional proportion of housing growth beyond 2028. Figures for additional pitch demand associated with this future growth have also been provided for illustrative purposes.

---

<sup>51</sup> SDDC annual monitoring report figures

# SOUTH DERBYSHIRE PLAYING PITCH STRATEGY STRATEGY & ACTION PLAN

## **Scenario One: Likely demand generated for pitch sports from housing growth requirement over the remaining Local Plan period to 2028**

The SDDC Housing Position Paper (June 2017) details that of the 12,618 dwellings required to be delivered in the District over the 2011-2028 plan period, a total of 2,846 dwellings were completed in the period 2011/12-2016/17, with a further 891 completions estimated for 2017/18. Consequently, a total of 8,881 completions are required over the remainder of the Local Plan period to 2028.

The estimated additional population derived from this housing growth to 2028 is 16,874 (8,881 new dwellings). This equates to 14.34 match equivalent sessions per week for grass pitch sports, 0.36 on AGPs for hockey and 124.45 per season for cricket.

*Table 7.1: Likely demand for grass pitch sports generated from housing growth (2018/19/2028)*

Pitch Sport	Estimated demand by sport (2028)	
	Match equivalent sessions (MES) per week <sup>52</sup>	Pitches
Adult football	4.37	4 pitches
Youth football	5.05	5 pitches
Mini soccer	3.62	4 pitches
Rugby union	0.95	1 senior pitch
Rugby league	0.36	No pitches
Hockey	1.35	No full sized AGPs
Cricket	124.45 per season	3 cricket pitches

To accommodate all of this demand, the capital cost is estimated at £2,167,125<sup>53</sup> and the total life cycle cost (per annum) is £384,677.<sup>54</sup>

## **Scenario 2: Likely demand generated for pitch sports from housing growth over the next five years (2018/19-2022/23)**

The SDDC Housing Position Paper (June 2017) details that of the 12,618 dwellings required to be delivered in the District over the 2011-2028 plan period, a net total of 7,127 dwellings are estimated to be completed by 2022/23.

The estimated additional population derived from this housing growth is 13,542 (7,127 new dwellings). This equates to 11.51 match equivalent sessions per week for grass pitch sports, 1.08 on AGPs for hockey and 99.88 per season for cricket.

<sup>52</sup> As per the PPS Guidance, demand for cricket is considered in terms of match equivalent sessions per season rather than per week.

<sup>53</sup> Capital cost is based on 2018 second quarter calculations.

<sup>54</sup> Sport England Life Cycle Costs Natural Turf Pitches and Artificial Surfaces April 2012

# SOUTH DERBYSHIRE PLAYING PITCH STRATEGY STRATEGY & ACTION PLAN

Table 7.2: Likely demand for grass pitch sports from housing growth in the next five years

Pitch Sport	Estimated demand by sport (2022/23)	
	Match equivalent sessions (MES) per week	Pitches
Adult football	3.51	4 pitches
Youth football	4.05	4 pitches
Mini soccer	2.90	3 pitches
Rugby union	0.76	1 senior pitch
Rugby league	0.29	No pitches
Hockey	1.08	No full sized AGPs
Cricket	99.88 per season	2 cricket pitches

Should new pitches be required to accommodate all of this demand, the capital cost is estimated at £1,739,197<sup>55</sup> and the total life cycle cost (per annum) is £308,717<sup>56</sup>

### Individual allocations

Experience shows that only housing sites with several hundred dwellings are likely to generate sufficient demand in their own right to generate the potential need for new 'standalone' facilities of sustainable scale. Not including the five identified cross boundary schemes explored within the accompanying Derby Growth Zone report, the following allocations of 600 or more new homes are to be delivered in the District:

Policy reference	Site name	Number of dwellings for completion 2017/18-2028
H6	Drakelow Power Station, Drakelow	997
H12	Highfields Farm, Findern	899
H13	Boulton Moor, Elvaston	1,634
H15	Wragley Way	810
H19	Land West of Mickleover	1,412

<sup>55</sup> Capital cost is based on 2018 second quarter calculations.

<sup>56</sup> Sport England Life Cycle Costs Natural Turf Pitches and Artificial Surfaces April 2012

## SOUTH DERBYSHIRE PLAYING PITCH STRATEGY STRATEGY & ACTION PLAN

The likely increased demand generated directly from these developments up to 2028 is likely to warrant the following:

Pitch Sport	Estimated demand by sport		Estimated costs
	Match equivalent sessions (MES) per week	Pitches	
<b>Drakelow Power Station, Drakelow – 997 homes</b>			
Adult football	0.49	No pitches	<i>Should new pitches be required to accommodate all of this demand, the capital cost is estimated at £243,375 and the total life cycle cost (per annum) is £43,200</i>
Youth football	0.57	1 pitch	
Mini soccer	0.41	No pitches	
Rugby union	0.11	No pitches	
Rugby league	0.04	No pitches	
Hockey	0.15	No full sized AGPs	
Cricket	13.98 per season	No cricket pitches	
<b>Highfields Farm, Findern – 899 homes</b>			
Adult football	0.44	No pitches	<i>Should new pitches be required to accommodate all of this demand, the capital cost is estimated at £219,487 and the total life cycle cost (per annum) is £38,960</i>
Youth football	0.51	1 pitch	
Mini soccer	0.37	No pitches	
Rugby union	0.1	No pitches	
Rugby league	0.04	No pitches	
Hockey	0.14	No full sized AGPs	
Cricket	12.6 per season	No cricket pitches	
<b>Boulton Moor - 1,634 new homes</b>			
Adult football	0.8	1 pitch	<i>Should new pitches be required to accommodate all of this demand, the capital cost is estimated at £398,775 and the total life cycle cost (per annum) is £70,785</i>
Youth football	0.93	1 pitch	
Mini soccer	0.67	1 pitch	
Rugby union	0.17	No pitches	
Rugby league	0.07	No pitches	
Hockey	0.25	No full sized AGPs	
Cricket	22.9	No cricket pitches	
<b>Wragley Way - 810 new homes</b>			
Adult football	0.40	No new pitches	<i>Should new pitches be required to accommodate all of this demand, the capital cost is estimated at £197,654 and the total life cycle cost (per annum) is £35,085</i>
Youth football	0.46	No new pitches	
Mini soccer	0.33	No new pitches	
Rugby union	0.09	No pitches	
Rugby league	0.03	No pitches	
Hockey	0.012	No full sized AGPs	
Cricket	11.35 per season	No cricket pitches	

## SOUTH DERBYSHIRE PLAYING PITCH STRATEGY STRATEGY & ACTION PLAN

Pitch Sport	Estimated demand by sport		Estimated costs
	Match equivalent sessions (MES) per week	Pitches	
<b>Land West of Mickleover - 1,400 new homes</b>			
Adult football	0.69	1 pitch	<i>Should new pitches be required to accommodate all of this demand, the capital cost is estimated at £341,623 and the total life cycle cost (per annum) is £60,640</i>
Youth football	0.8	1 pitch	
Mini soccer	0.57	1 pitch	
Rugby union	0.15	No new pitches	
Rugby league	0.06	No new pitches	
Hockey	0.21	No full sized AGPs	
Cricket	19.62	No cricket pitches	

### Total delivery at individual allocations

Whilst the table above shows demand expected to be generated from housing growth within the Local Plan period to 2028, the delivery of schemes at three sites is expected to extend beyond 2028. The table below shows the demand expected to be generated from these developments in full, up to and beyond 2028 to full completion:

Pitch Sport	Estimated demand by sport (total development)	
	Match equivalent sessions (MES) per week <sup>57</sup>	Whole new pitches required
<b>H15 – Wragley Way (1,950 new homes, 3,705 population)</b>		
Adult football	0.96	1 adult
Youth football	1.11	1 youth
Mini soccer	0.79	1 mini soccer
Rugby union	0.21	No senior pitches
Rugby league	0.08	No senior pitches
Hockey	0.3	No full sized AGPs
Cricket	27.33 per season	No new cricket pitches
<i>To accommodate all of this demand, the capital cost is estimated at £475,833<sup>14</sup> and the total life cycle cost (per annum) is £84,463<sup>15</sup></i>		
<b>H19 – Land West of Mickleover (1,650 new homes, 3,135 population)</b>		
Adult football	0.81	1 adult
Youth football	0.94	1 youth
Mini soccer	0.67	1 mini soccer
Rugby union	0.18	No senior pitches
Rugby league	0.07	No senior pitches
Hockey	0.25	No full sized AGPs
Cricket	23.12 per season	No new cricket pitches
<i>To accommodate all of this demand, the capital cost is estimated at £402,628<sup>58</sup> and the total life cycle cost (per annum) is £71,469<sup>59</sup></i>		

<sup>57</sup> As per the PPS Guidance, demand for cricket is considered in terms of match equivalent sessions per season rather than per week.

<sup>58</sup> Capital cost is based on 2018 second quarter calculations.

<sup>59</sup> Sport England Life Cycle Costs Natural Turf Pitches and Artificial Surfaces April 2012

# SOUTH DERBYSHIRE PLAYING PITCH STRATEGY STRATEGY & ACTION PLAN

Pitch Sport	Estimated demand by sport (total development)	
	Match equivalent sessions (MES) per week <sup>60</sup>	Whole new pitches required
<b>H6 - Drakelow Power Station, Drakelow (2,239 new homes, 4,255 population)</b>		
Adult football	1.1	1 adult
Youth football	1.27	1 youth
Mini soccer	0.91	1 mini soccer
Rugby union	0.24	No senior pitches
Rugby league	0.09	No senior pitches
Hockey	0.34	No full sized AGPs
Cricket	31.38 per season	No new cricket pitches
<i>To accommodate all of this demand, the capital cost is estimated at £546,469<sup>61</sup> and the total life cycle cost (per annum) is £97,001<sup>62</sup></i>		

Whilst none of the three sites alone exhibit sufficient demand to warrant the creation of a new cricket pitch (0.59, 0.5 and 0.68 cricket pitches respectively), collectively there is increased demand for cricket totalling a requirement for 1.77 new cricket pitches.

## Conclusions

The tables above show that over the next five years, and up to 2028, additional demand will be generated for each pitch sport, sufficient over the remainder of the plan period to warrant extra pitches for football, rugby union and cricket. This position is indicative and does not provide information on which existing playing fields the additional demand is likely to migrate to.

Experience shows that only housing sites with several hundred dwellings or more are likely to generate sufficient demand in their own right to generate the potential need for new 'standalone' sports facilities that are of a sustainable scale; however, the cumulative impact of housing across the local authority clearly shows that there will be significant demand generated during the Local Plan period and in the next five years.

It should be noted that no land value costs or associated costs for ancillary facilities such as changing rooms, floodlighting and car parking are included within the capital costs stated above and as such this should be determined and negotiated at a local level.

Further to this, the Pitch Demand Calculator figures do not include other outdoor sports facilities such as tennis courts and bowling greens and the PPS action plan should be used to help inform contributions/funding requirements in relation to these facilities.

The Council could consider using CIL (if adopted) to obtain contributions to priority sites, or pooling S106 contributions from major housing schemes to invest in priority sites. In either case, the preceding Action Plan and future consultation with NGBs should inform the playing fields that most require investment.

<sup>60</sup> As per the PPS Guidance, demand for cricket is considered in terms of match equivalent sessions per season rather than per week.

<sup>61</sup> Capital cost is based on 2018 second quarter calculations.

<sup>62</sup> Sport England Life Cycle Costs Natural Turf Pitches and Artificial Surfaces April 2012

# **SOUTH DERBYSHIRE PLAYING PITCH STRATEGY STRATEGY & ACTION PLAN**

---

## **PART 8: DELIVER THE STRATEGY AND KEEP IT ROBUST AND UP TO DATE**

### ***Delivery***

The Playing Pitch Strategy seeks to provide guidance for maintenance/management decisions and investment made across South Derbyshire in the years up to 2028. By addressing the issues identified in the Assessment Report and using the strategic framework presented in this Strategy, the current and future sporting and recreational needs of South Derbyshire can be satisfied. The Strategy identifies where there is a deficiency in provision and identifies how best to resolve this in the future.

It is important that this document is used in a practical manner, is engaged with partners and encourages partnerships to be developed, to ensure that outdoor sports facilities are regarded as a vital aspect of community life and which contribute to the achievement of Council priorities.

The production of this Strategy should be regarded as the beginning of the planning process. The success of this Strategy and the benefits that are gained are dependent upon regular engagement between all partners involved and the adoption of a strategic approach.

Each member of the steering group should take the lead to ensure the PPS is used and applied appropriately within their area of work and influence. The role of the steering group should not end with the completion of the PPS document

To help ensure the PPS is well used it should be regarded as the key document within the study area guiding the improvement and protection of playing pitch provision. It needs to be the document people regularly turn to for information on the how the current demand is met and what actions are required to improve the situation and meet future demand. In order for this to be achieved the steering group need to have a clear understanding of how the PPS can be applied and therefore delivered.

The process of developing the PPS will hopefully have already resulted in a number of benefits that will help with its application and delivery. These may include enhanced partnership working across different agendas and organisations, pooling of resources along with strengthening relationships and understanding between different stakeholders and between members of the steering group and the sporting community. The drivers behind the PPS and the work to develop the recommendations and action plan will have also highlighted, and helped the steering group to understand, the key areas to which it can be applied and how it can be delivered.

### ***Monitoring and updating***

It is important that there is regular annual monitoring and review against the actions identified in the Strategy. This monitoring should be led by the local authority and supported by all members of, and reported back to, the steering group. Understanding and learning lessons from how the PPS has been applied should also form a key component of monitoring its delivery. This should form an on-going role of the steering group.

As a guide, if no review and subsequent update has been carried out within three years of the PPS being signed off by the steering group, then Sport England and the NGBs would consider the PPS and the information on which it is based to be out of date.



## SOUTH DERBYSHIRE PLAYING PITCH STRATEGY STRATEGY & ACTION PLAN

---

The nature of the supply and in particular the demand for playing pitches will likely to have changed over the three years. Therefore, without any form of review and update within this time period it would be difficult to make the case that the supply and demand information and assessment work is sufficiently robust.

Ideally the PPS could be reviewed on an annual basis from the date it is formally signed off by the steering group. This will help to maintain the momentum and commitment that would have been built up when developing the PPS. Taking into account the time to develop the PPS this should also help to ensure that the original supply and demand information is no more than two years old without being reviewed.

An annual review should not be regarded as a particularly resource intensive task. However, it should highlight:

- ◀ How the delivery of the recommendations and action plan has progressed and any changes required to the priority afforded to each action (e.g. the priority of some may increase following the delivery of others)
- ◀ How the PPS has been applied and the lessons learnt
- ◀ Any changes to particularly important sites and/or clubs in the area (e.g. the most used or high quality sites for a particular sport) and other supply and demand information, what this may mean for the overall assessment work and the key findings and issues
- ◀ Any development of a specific sport or particular format of a sport
- ◀ Any new or emerging issues and opportunities.

Once the PPS is complete the role of the steering group should evolve so that it:

- ◀ Acts as a focal point for promoting the value and importance of the PPS and playing pitch provision in the area
- ◀ Monitors, evaluates and reviews progress with the delivery of the recommendations and action plan
- ◀ Shares lessons learnt from how the PPS has been used and how it has been applied to a variety of circumstances
- ◀ Ensures the PPS is used effectively to input into any new opportunities to secure improved provision and influence relevant programmes and initiatives
- ◀ Maintains links between all relevant parties with an interest in playing pitch provision in the area;
- ◀ Reviews the need to update the PPS along with the supply and demand information and assessment work on which it is based. Further to review the group should either:
  - ◀ Provide a short annual progress and update paper;
  - ◀ Provide a partial review focussing on particular sport, pitch type and/or sub area; or
  - ◀ Lead a full review and update of the PPS document (including the supply and demand information and assessment details).

Alongside the regular steering group meetings a good way to keep the strategy up to date and maintain relationships may be to hold annual sport specific meetings with the pitch sport NGBs and other relevant parties. These meetings could look to update the key supply and demand information, if necessary amend the assessment work, track progress with implementing the recommendations and action plan and highlight any new issues and opportunities.

## **SOUTH DERBYSHIRE PLAYING PITCH STRATEGY STRATEGY & ACTION PLAN**

---

These meetings could be timed to fit with the annual affiliation process undertaken by the NGBs which would help to capture any changes in the number and nature of sports clubs in the area. Other information that is already collected on a regular basis such as pitch booking records for local authority and other sites could be fed into these meetings. The NGBs will also be able to indicate any further performance quality assessments that have been undertaken within the study area. Discussion with the league secretaries may also indicate annual league meetings which it may be useful to attend to pick up any specific issues and/or enable a review of the relevant club details to be undertaken.

The steering group should regularly review and refresh area by area plans taking account of any improvements in pitch quality (and hence increases in pitch capacity) and also any new negotiations for community use of education sites in the future.

It is important that the Council maintains the data contained with the accompanying Playing Pitch Database. This will enable it to refresh and update area by area plans on a regular basis. The accompanying databases are intended to be refreshed on a season by season basis and it is important that there is cross-departmental working, including for example, grounds maintenance and sports development departments, to ensure that this is achieved and that results are used to inform subsequent annual sports facility development plans. Results should be shared with partners via a consultative mechanism.

### *South Derbyshire Local Football Facilities Plan*


The findings of and any subsequent changes to the PPS should align with the emerging Local Football Facilities Plan (LFFP) for South Derbyshire which will also serve as a live document requiring concurrent management. The position for formal and affiliated football provision determined and updated through the PPS should form the basis for investment into formalised football provision echoed through the LFFP, which will further explore opportunities for investment into informal, recreational, small sided and indoor football as an extension of the PPS findings, the result being a wholistic plan for partnership investment into football facilities in South Derbyshire over the next decade. The PPS and LFFP should demonstrate synergy and should inform each other.

# SOUTH DERBYSHIRE PLAYING PITCH STRATEGY STRATEGY & ACTION PLAN

## Checklist

To help ensure the PPS is delivered and is kept robust and up to date, the steering group can refer to the new methodology Stage E Checklist: Deliver the strategy and keep it robust and up to date:

<http://www.sportengland.org/facilities-planning/planning-for-sport/planning-tools-and-guidance/playing-pitch-strategy-guidance/>

Stage E: Deliver the strategy and keep it robust and up to date	Tick 	
	Yes	Requires Attention
<b>Step 9: Apply &amp; deliver the strategy</b>		
1. Are steering group members clear on how the PPS can be applied across a range of relevant areas?		
2. Is each member of the steering group committed to taking the lead to help ensure the PPS is used and applied appropriately within their area of work and influence?		
3. Has a process been put in place to ensure regular monitoring of how the recommendations and action plan are being delivered and the PPS is being applied?		
<b>Step 10: Keep the strategy robust &amp; up to date</b>		
1. Has a process been put in place to ensure the PPS is kept robust and up to date?		
2. Does the process involve an annual update of the PPS?		
3. Is the steering group to be maintained and is it clear of its on-going role?		
4. Is regular liaison with the NGBs and other parties planned?		
5. Has all the supply and demand information been collated and presented in a format (i.e. single document that can be filtered accordingly) that will help people to review it and highlight any changes?		
6. Have any changes made to the Active Places Power data been fed back to Sport England?		

# SOUTH DERBYSHIRE PLAYING PITCH STRATEGY STRATEGY & ACTION PLAN

---

## APPENDIX ONE: SPORTING CONTEXT

The following section outlines a series of national, regional and local policies pertaining to the study and which will have an important influence on the Strategy.

A number of NGB strategies are approaching or beyond their indicated lifespans but should be considered incumbent and applicable until publication of superceding strategies. Notably, the RFU is to publish its new facilities strategy later in 2018, whilst the RFL is also producing an emerging new facilities strategy.

### **National context**

The provision of high quality and accessible community outdoor sports facilities at a local level is a key requirement for achieving the targets set out by the Government and Sport England. It is vital that this strategy is cognisant of and works towards these targets in addition to local priorities and plans.

### ***Sport England: Towards an Active Nation (2016-2021)***

Sport England has recently released its new five year strategy 'Towards an Active Nation'. The aim is to target the 28% of people who do less than 30 minutes of exercise each week and will focus on the least active groups; typically women, the disabled and people from lower socio-economic backgrounds.

Sport England will invest up to £30m on a plan to increase the number of volunteers in grassroots sport. Emphasis will be on working with a larger range of partners with less money being directed towards National Governing Bodies.

The Strategy will help deliver against the five health, social and economic outcomes set out in the Government's Sporting Future strategy.

- ◀ Physical Wellbeing
- ◀ Mental Wellbeing
- ◀ Individual Development
- ◀ Social & Community Development
- ◀ Economic Development

### ***National Planning Policy Framework***

The National Planning Policy Framework (NPPF) sets out planning policies for England. It details how these changes are expected to be applied to the planning system. It also provides a framework for local people and their Councils to produce distinct local and neighbourhood plans, reflecting the needs and priorities of local communities.

The NPPF states the purpose of the planning system is to contribute to the achievement of sustainable development. It identifies that the planning system needs to focus on three themes of sustainable development: economic, social and environmental. A presumption in favour of sustainable development is a key aspect for any plan-making and decision-taking processes. In relation to plan-making the NPPF sets out that Local Plans should meet objectively assessed needs.

## **SOUTH DERBYSHIRE PLAYING PITCH STRATEGY STRATEGY & ACTION PLAN**

---

The 'promoting healthy communities' theme identifies that planning policies should be based on robust and up-to-date assessments of the needs for open space, sports and recreation facilities and opportunities for new provision. Specific needs and quantitative or qualitative deficiencies or surpluses in local areas should also be identified. This information should be used to inform what provision is required in an area.

As a prerequisite, the NPPF states existing open space, sports and recreation buildings and land, including playing fields, should not be built on unless:

- ◀ An assessment has been undertaken, which has clearly shown that the open space, buildings or land is surplus to requirements.
- ◀ The loss resulting from the proposed development would be replaced by equivalent or better provision in terms of quantity and quality in a suitable location.
- ◀ The development is for alternative sports and recreational provision, the needs for which clearly outweigh the loss.

In order for planning policies to be 'sound' local authorities are required to carry out a robust assessment of need for open space, sport and recreation facilities.

### ***The FA National Game Strategy (2015 – 2019)***

The Football Association's (FA) National Game Strategy provides a strategic framework that sets out key priorities, expenditure proposals and targets for the national game (i.e., football) over a four year period. The main issues facing grassroots football are identified as:

- ◀ Sustain and Increase Participation.
- ◀ Ensure access to education sites to accommodate the game.
- ◀ Help players to be the best that they can be and provide opportunities for them to progress from grassroots to elite.
- ◀ Recruit, retain and develop a network of qualified referees
- ◀ Support clubs, leagues and other competition providers to develop a safe, inclusive and positive football experience for everyone.
- ◀ Support Clubs and Leagues to become sustainable businesses, understanding and serving the needs of players and customers.
- ◀ Improve grass pitches through the pitch improvement programme to improve existing facilities and changing rooms.
- ◀ Deliver new and improved facilities including new Football Turf Pitches.
- ◀ Work with priority Local Authorities enabling 50% of mini-soccer and youth matched to be played on high quality artificial grass pitches.

# SOUTH DERBYSHIRE PLAYING PITCH STRATEGY STRATEGY & ACTION PLAN

---

## England and Wales Cricket Board (ECB) Cricket Unleashed 5 Year Plan

The England and Wales Cricket Board unveiled a new strategic five-year plan in 2016 (available at <http://www.cricketunleashed.com>). Its success will be measured by the number of people who play, follow or support the whole game.

The plan sets out five important headline elements and each of their key focuses, these are:

- ◀ **More Play** – make the game more accessible and inspire the next generation of players, coaches, officials and volunteers. Focus on:
  - ◀ *Clubs and leagues*
  - ◀ *Kids*
  - ◀ *Communities*
  - ◀ *Casual*
- ◀ **Great Teams** – deliver winning teams who inspire and excite through on-field performance and off-field behaviour. Focus on:
  - ◀ *Pathway*
  - ◀ *Support*
  - ◀ *Elite Teams*
  - ◀ *England Teams*
- ◀ **Inspired Fans** – put the fan at the heart of our game to improve and personalise the cricket experience for all. Focus on:
  - ◀ *Fan focus*
  - ◀ *New audiences*
  - ◀ *Global stage*
  - ◀ *Broadcast and digital*
- ◀ **Good Governance and Social Responsibility** – make decisions in the best interests of the game and use the power of cricket to make a positive difference. Focus on:
  - ◀ *Integrity*
  - ◀ *Community programmes*
  - ◀ *Our environments*
  - ◀ *One plan*
- ◀ **Strong Finance and Operations** – increase the game's revenues, invest our resources wisely and administer responsibly to secure the growth of the game. Focus on:
  - ◀ *People*
  - ◀ *Revenue and reach*
  - ◀ *Insight*
  - ◀ *Operations*

# **SOUTH DERBYSHIRE PLAYING PITCH STRATEGY STRATEGY & ACTION PLAN**

---

## ***The Rugby Football Union Strategic Plan (2017-2021)***

The RFU has released its new strategic vision for rugby in England. The strategy is based on four main elements which are; Protect, Engage, Grow and Win. It covers all elements of rugby union ranging from elite rugby to grassroots, although the general relevancy to the PPS is centred around growing the game.

The RFU exists to promote and develop rugby union in England and ensure the long-term sustainability of clubs by growing player numbers and retaining them across all age groups. Responding to wider market influences, work will continue on developing new ways to take part in all forms of the game, without comprising the sports traditions. This will ensure a lasting legacy from elite success by attracting new players and encouraging current male and female adult players to play.

The four key aims to ensure long term sustainability are to:

- ◀ Improve player transition from age grade to adult 15-a-side rugby
- ◀ Expand places to play through Artificial Grass Pitches (AGPs)
- ◀ Engage new communities in rugby
- ◀ Create a community 7's offering

## ***England Hockey (EH) - A Nation Where Hockey Matters 2013***

Our vision is for England to be a 'Nation Where Hockey Matters'.

We know that delivering success on the international stage stimulates the nation's pride in their hockey team and, with the right events in place, we will attract interest from spectators, sponsors and broadcasters alike. The visibility that comes from our success and our occasions will inspire young people and adults to follow in the footsteps of their heroes and, if the right opportunities are there to meet their needs, they will play hockey and enjoy wonderful experiences.

Underpinning all this is the infrastructure which makes our sport function. We know the importance of our volunteers, coaches, officials, clubs and facilities. The more inspirational our people can be, the more progressive we can be and the more befitting our facilities can be, the more we will achieve for our sport. England Hockey will enable this to happen and we are passionate about our role within the sport. We will lead, support, counsel, focus and motivate the Hockey Nation and work tirelessly towards our vision.

As a governing body, we want to have a recognisable presence to participants of the game, be that through club or association website or their communications, or through the work of the many outstanding coaches in our game, so that players understand that their club is part of a wider team working together to a common goal.

Our core objectives are as follows:

1. Grow our Participation
2. Deliver International Success
3. Increase our Visibility
4. Enhance our Infrastructure
5. For England Hockey to be proud and respected custodians of the sport



# SOUTH DERBYSHIRE PLAYING PITCH STRATEGY STRATEGY & ACTION PLAN

---

## Club participation

Our club market is well structured and clubs are required to affiliate to England Hockey to play in community leagues. As a result, only relatively few occasional teams lie outside our affiliation structure. Schools and Universities are the other two areas where significant hockey is played.

Hockey is clearly benefiting from a double Olympic legacy. After Great Britain's women won bronze in front of a home crowd in London in 2012 the numbers of young girls playing the sport doubled and a historic gold in Rio 2016 saw more than 10,000 players promptly joining clubs. These triumphs have inspired the nation to get active and play hockey. Thanks to the outstanding work of the network of clubs across the country, England Hockey has seen unprecedented growth at both ends of the age range. There has been an 80% increase in the number of boys and girls in clubs, as well as a 54% increase in players over the age of 46.

Hockey clubs have reaped the rewards of the improved profile of the sport, focussing on a link with schools to provide excellent opportunities for young players. Programmes such as Quick sticks – a small-sided version of hockey for 7-11 year olds – in Primary Schools have been hugely successful in allowing new players to take part in the sport from an early age. The growth in the sport since the eve of London 2012 has been seen across the country, examples being a 110% increase in under 16s club participation in London, and a 111% growth in the North West in the same age bracket.

## *England Hockey Strategy*

England Hockey's Facilities Strategy can be found [here](#).

**Vision:** For every hockey club in England to have appropriate and sustainable facilities that provide excellent experiences for players.

**Mission:** More, Better, Happier Players with access to appropriate and sustainable facilities

The 3 main objectives of the facilities strategy are:

### **1. PROTECT: To conserve the existing hockey provision**

- There are currently over 800 pitches that are used by hockey clubs (club, school, universities) across the country. It is important to retain the current provision where appropriate to ensure that hockey is maintained across the country.

### **2. IMPROVE: To improve the existing facilities stock (physically and administratively)**

- The current facilities stock is ageing and there needs to be strategic investment into refurbishing the pitches and ancillary facilities. England Hockey works to provide more support for clubs to obtain better agreements with facilities providers & education around owning an asset.

### **3. DEVELOP: To strategically build new hockey facilities where there is an identified need and ability to deliver and maintain. This might include consolidating hockey provision in a local area where appropriate.**

England Hockey has identified key areas across the country where there is a lack of suitable hockey provision and there is a need for additional pitches, suitable for hockey. There is an

## SOUTH DERBYSHIRE PLAYING PITCH STRATEGY STRATEGY & ACTION PLAN

---

identified demand for multi pitches in the right places to consolidate hockey and allow clubs to have all of their provision catered for at one site.

### **2015-2018 British Tennis Strategy**

The Strategy is presented in a concise one page framework that includes key strategies relating to three participation "focus" areas, six participation "drivers" and three participation "enablers". To achieve success, the 12 strategy areas will need to work interdependently to stem the decline and unlock sustainable growth:

The three participation "focus" areas are where tennis is consumed:

- ◀ Deliver great service to clubs
- ◀ Build partnerships in the community, led by parks
- ◀ Enhance the tennis offer in education

The six participation "drivers" are the areas that will make the biggest difference where tennis is consumed. They must all be successful on a standalone and interconnected basis and include:

- ◀ Becoming more relevant to coaches
- ◀ Refocusing on recreational competition
- ◀ Providing results orientated facility investment
- ◀ Applying best in class marketing and promotion
- ◀ Jump starting the peak summer season
- ◀ Establishing a "no compromise" high performance programme with focus

The final layer is comprised of three participation "enablers" that underpin our ability to be successful. These enablers are rooted in how the LTA will get better; how the entire network of partners must be harnessed to work together and the need to raise more financial resources to fund our sport's turnaround. They include:

- ◀ Becoming a more effective and efficient LTA
- ◀ Harnessing the full resource network
- ◀ Generating new revenue

For further information and more detail on the framework please go to <http://www.lta.org.uk/about-the-lta/structure-vision>

# SOUTH DERBYSHIRE PLAYING PITCH STRATEGY STRATEGY & ACTION PLAN

---

## ***UK Athletics Facilities Strategy (2014-2019)***

Facilities are essential to attracting, retaining and developing athletes of the future. Having the right facilities in the right place will be crucial in meeting growing demand, increasing participation in physical activity and athletics, improving the health of the nation and supporting a new generation of athletes in clubs and schools through to national and world class level.

UKA and the Home Country Athletics Federations (HCAFs) recognise the challenges faced by facility owners and venue operators, and the 5 year Facility Strategy (2014-2019) uses a Track & Field facility model designed to support a sustainable UK network of development, training and competition venues that meet Home Country needs aligned to UKA's Athlete/Participant Development Model. In addition to Track and Field provision, UKA recognises the huge amount of club activity that takes place on roads, paths and trails and the strategy also maps out a plan for future "running" facilities.

The strategy does not seek to identify priority facilities, clubs or geographical areas. Instead, it provides the direction and guidance that will enable the four Home Country Athletics Federations (England Athletics, Athletics Northern Ireland, Scottish Athletics and Welsh Athletics) to establish their own priorities and deliver the principles of the UKA Facilities Strategy within their own national context.

### **UKA's 2014-19 Facilities Strategy key outcomes:**

- ◀ Increased participation across all athletics disciplines
- ◀ Increased club membership by providing facilities that support a participation pathway from novice through to club member
- ◀ Increased talent pool
- ◀ Long term improvement in the development of athletes of all ages and abilities
- ◀ Securing the long-term future of existing facilities
- ◀ More attractive and inspiring facilities for existing and potential athletes
- ◀ Improving the athletics experience for all participants
- ◀ Improved relationships and interactions between stakeholders, particularly clubs and facility operators

# SOUTH DERBYSHIRE PLAYING PITCH STRATEGY STRATEGY & ACTION PLAN

## *England Netball - Your Game, Your Way 2013-17 Whole Sport Plan*

Although not yet updated, England Netball remains committed to its '10-1-1' mission, vision and values that form the fundamentals for its strategic planning for the future for the sport and business.



To facilitate the successful achievement of Netball 10:1:1 and Goal 4, England Netball will:

- ◀ Accelerate the participation growth by extending our market penetration and reach through the activation of a range of existing and new participant-focused products and programmes that access new and targeted markets.
- ◀ Increase the level of long-term participant retention through targeting programmes at known points of attrition and easy transition through the market segments, supported by an infrastructure that reflects the participant needs and improves their netball experience.
- ◀ Build a sustainable performance pathway and system built on the principles of purposeful practice and appropriate quality athlete coach contact time.
- ◀ Develop sustainable revenue streams through the commercialisation of a portfolio of products and programmes and increasing membership sales. This will also include the creation of cost efficiencies and improved value for money through innovative partnerships and collaborations in all aspects of the business.
- ◀ Establish high standards of leadership and governance that protect the game and its people and facilitates the on-going growth and transformation of the NGB and sport.

# **SOUTH DERBYSHIRE PLAYING PITCH STRATEGY STRATEGY & ACTION PLAN**

---

## ***Bowls England: Strategic Plan 2014-2017***

Although not yet updated, Bowls England continues to provide strong leadership and work with its stakeholders to support the development of the sport of bowls in England for this and future generations.

The overall vision of Bowls England is to:

- ◀ Promote the sport of outdoor flat green bowls.
- ◀ Recruit new participants to the sport of outdoor flat green bowls.
- ◀ Retain current and future participants within the sport of flat green bowls.

In order to ensure that this vision is achieved, ten key performance targets have been created, which will underpin the work of Bowls England up until 31st March 2017.

- ◀ 115,000 individual affiliated members.
- ◀ 1,500 registered coaches.
- ◀ Increase total National Championship entries by 10%.
- ◀ Increase total national competition entries by 10%.
- ◀ Medal places achieved in 50% of events at the 2016 World Championships.
- ◀ 35 county development plans in place and operational.
- ◀ County development officer appointed by each county association.
- ◀ National membership scheme implemented with 100% uptake by county associations.
- ◀ Secure administrative base for 1st April 2017.
- ◀ Commercial income to increase by 20%.

Despite a recent fall in affiliated members, and a decline in entries into National Championships over the last five years, Bowls England believes that these aims will be attained by following core values. The intention is to:

- ◀ Be progressive.
- ◀ Offer opportunities to participate at national and international level.
- ◀ Work to raise the profile of the sport in support of recruitment and retention.
- ◀ Lead the sport.
- ◀ Support clubs and county associations.

## ***British Crown Green Bowling Association***

Please note there is no current facility guidance provided by British Crown Green Bowling Association responsible for crown green bowls in England.

<http://bcgba.org.uk/index.html>

# SOUTH DERBYSHIRE PLAYING PITCH STRATEGY STRATEGY & ACTION PLAN

## APPENDIX TWO: FUNDING PLAN

### Funding opportunities<sup>63</sup>

In order to deliver much of the Action Plan, it is recognised that external partner funding will need to be sought. Although seeking developer contributions in applicable situations and other local funding/community schemes could go some way towards meeting deficiencies and/or improving provision, other potential/match sources of funding should be investigated. Below is a list of current funding sources that are relevant for community improvement projects involving sports facilities.

Awarding body	Description
Big Lottery Fund <a href="http://www.biglotteryfund.org.uk/">http://www.biglotteryfund.org.uk/</a>	Big invests in community groups and to projects that improve health, education and the environment. For example, Awards for All which is for small Lottery grants of between £300 and £10,000.
Sport England The current funding streams will change throughout 2016/17 so refer to the website for the latest information: <a href="http://funding.sportengland.org/funding/our-different-funds/">http://funding.sportengland.org/funding/our-different-funds/</a>	Sport England is keen to marry funding with other organisations that provide financial support to create and strengthen the best sports projects. Applicants are encouraged to maximise the levels of other sources of funding, and projects that secure higher levels of partnership funding are more likely to be successful.
Football Foundation <a href="http://www.footballfoundation.org.uk/funding-schemes/">http://www.footballfoundation.org.uk/funding-schemes/</a>	This trust provides financial help for football at all levels, from national stadia and FA Premier League clubs down to grass-roots local development.
Rugby Football Foundation <a href="http://www.rugbyfootballfoundation.org/index.php?option=com_content&amp;view=article&amp;id=14&amp;Itemid=113">http://www.rugbyfootballfoundation.org/index.php?option=com_content&amp;view=article&amp;id=14&amp;Itemid=113</a>	The Grant Match Scheme in particular provides easy-to-access grant funding for playing projects that contribute to the recruitment and retention of community rugby players. Grants are available on a 'match funding' 50:50 basis to support a proposed project. Projects eligible for funding include: 1. Pitch Facilities – Playing surface improvement, pitch improvement, rugby posts, floodlights. 2. Club House Facilities – Changing rooms, shower facilities, washroom/lavatory, and measures to facilitate segregation (e.g. women, juniors). 3. Equipment – Large capital equipment, pitch maintenance capital equipment (e.g. mowers). Other loan schemes are also available.
The England and Wales Cricket Trust <a href="https://www.ecb.co.uk/be-involved/club-support/club-funding">https://www.ecb.co.uk/be-involved/club-support/club-funding</a>	Interest Free Loan Scheme provides finance to clubs for capital projects and the Small Grant Scheme is also open to applications from affiliated cricket clubs.
EU Life Fund <a href="http://ec.europa.eu/environment/funding/intro_en.htm">http://ec.europa.eu/environment/funding/intro_en.htm</a>	LIFE is the EU's financial instrument supporting environmental and nature conservation projects throughout the EU.
National Hockey Foundation <a href="http://www.thenationalhockeyfoundation.com/">http://www.thenationalhockeyfoundation.com/</a>	The Foundation primarily makes grants to a wide range of organisations that meet one of the areas of focus: Young people and hockey, Enabling the development of hockey at youth or community level.
Lawn Tennis Association	The LTA has committed £125 million to improve

<sup>63</sup> Up to date as of April 2017.

## SOUTH DERBYSHIRE PLAYING PITCH STRATEGY STRATEGY & ACTION PLAN

---

---

Awarding body	Description
<a href="https://www.lta.org.uk/globalassets/venue/tbtt/transforming-british-tennis-together-funding-guidelines.pdf">https://www.lta.org.uk/globalassets/venue/tbtt/transforming-british-tennis-together-funding-guidelines.pdf</a>	community facilities and plans to unlock a further £125 million through match funding called Transforming British Tennis Together (TBTT). The funding will ensure barriers such as floodlighting; access systems (ClubSpark) and covering courts so they are more accessible throughout the year are overcome. Investment from the TBTT will transform facilities by working with clubs, parks, community venues and education sites



# SOUTH DERBYSHIRE PLAYING PITCH STRATEGY STRATEGY & ACTION PLAN

---

## Protecting Playing Fields

Sport England's Strategy: Towards an Active Nation (2016-2021) will simplify the funding reducing the number of investment programmes from 30 to 7:

- ◀ Tackling Inactivity
- ◀ Children and Young People
- ◀ Volunteering
- ◀ Taking sport and activity into the mass market
- ◀ Supporting sports core markets
- ◀ Local delivery
- ◀ Creating welcoming sports facilities

The current funding streams listed below will remain operational during 2016/17 but will be phased out and replaced by one or more of the seven listed above.

It launched Protecting Playing Fields (PPF) as part of its Places People Play Olympic legacy mass participation programme and is investing £10 million of National Lottery funding in community sports projects.

The programme is being delivered via five funding rounds (with up to £2 million being awarded to projects in each round). Its focus is on protecting and improving playing fields and developing community sport. It will fund capital projects that create, develop and improve playing fields for sporting and community use and offer long term protection of the site for sport. Projects are likely to involve the construction of new pitches or improvement of existing ones that need levelling or drainage works.

Sport England's Community Asset Fund<sup>64</sup> programme will be delivered via funding rounds and replaced its previous Inspired Facilities Fund. The Community Asset Fund opened in late January 2017 with an annual budget of £15 million, anticipating funding applications to range anywhere from £1000 to £150,000.

A key difference of the new programme is that it not only aims to support improvement of facilities within traditional sports clubs and recreational or sporting environments, but seeks explore new ways to invest in communities where improvement of facilities can offer wider benefit for not just sporting groups but other physical activities and local organisations which use or could use the site. The change in approach reflects the Towards an Active Nation Strategy and a contribution to delivering the five outcomes: physical wellbeing, mental wellbeing, individual development, social and community development and economic development.

The four main aims of the Community Asset Fund programme are:

- ◀ Improve and protect existing sports facilities that support the needs of local communities
- ◀ Invest in new and different places that meet the needs of local communities, which include our target audiences
- ◀ Ensure our capital investment reaches organisations who have not accessed our funding before
- ◀ Create a more resilient, sustainable, less grant dependent sport sector

---

<sup>64</sup> <https://www.sportengland.org/media/11425/community-asset-fund-guide-january-2017.pdf>

# SOUTH DERBYSHIRE PLAYING PITCH STRATEGY

## STRATEGY & ACTION PLAN

---

### Strategic Facilities Fund

Facilities are fundamental in providing more people with the opportunity to play sport. The supply of the right facilities in the right areas is key to getting more people to play sport. Sport England recognises the considerable financial pressures that local authorities are currently under and the need to strategically review and rationalise leisure stock so that cost effective and financially sustainable provision is available in the long-term. Sport England has a key role to play in the sector, from influencing the local strategic planning and review of sports facility provision to investing in major capital projects of strategic importance.

The Strategic Facilities Fund will direct capital investment into a number of key local authority projects that are identified through a strategic needs assessment and that have maximum impact on growing and sustaining community sport participation. These projects will be promoted as best practice in the delivery of quality and affordable facilities, whilst demonstrating long-term operational efficiencies. The fund will support projects that bring together multiple partners, including input from the public and private sectors and national governing bodies of sport (NGBs). The fund is also designed to encourage applicants and their partners to invest further capital and revenue funding to ensure sustainability. Sport England has allocated a budget of circa £30m of Lottery funding to award through this fund (2013-17).

Key features which applications must demonstrate are:

- ◀ A robust needs and evidence base which illustrates the need for the project and the proposed facility mix
- ◀ Strong partnerships which will last beyond the initial development of the project and underpin the long-term sustainability of the facility
- ◀ Multi-sport provision and activity that demonstrates delivery against NGB local priorities
- ◀ A robust project plan from inception to completion with achievable milestones and timescales.

Lottery applications will be invited on a solicited-only basis and grants of between £500,000 and £2,000,000 will be considered.

The Strategic Facilities Fund will prioritise projects that:

- ◀ Are large-scale capital developments identified as part of a local authority sports facility strategic needs assessment/rationalisation programme and that will drive a significant increase in community sports participation
- ◀ Demonstrate consultation/support from two or more NGBs and delivery against their local priorities
- ◀ Are multi-sport facilities providing opportunities to drive high participant numbers
- ◀ Are a mix of facility provision (indoor and/or outdoor) to encourage regular and sustained use by a large number of people
- ◀ Offer an enhancement, through modernisation, to existing provision and/or new build facilities
- ◀ Have a long-term sustainable business plan attracting public and private investment
- ◀ Show quality in design, but are fit for purpose to serve the community need
- ◀ Have effective and efficient operating models, combined with a commitment to development programmes which will increase participation and provide talent pathways.

# SOUTH DERBYSHIRE PLAYING PITCH STRATEGY STRATEGY & ACTION PLAN

---

Projects will need to demonstrate how the grant will deliver against Sport England's strategic priorities. The funding available is for the development of the capital infrastructure, which can contribute to the costs of new build, modernisation or refurbishment and purchasing of major fixed equipment as part of the facility development.

## Funder's requirements

Below is a list of funding requirements that can typically be expected to be provided as part of a funding bid, some of which will fall directly out of the Playing Pitch Strategy:

- ◀ Identify need (i.e., why the Project is needed) and how the Project will address it.
- ◀ Articulate what difference the Project will make.
- ◀ Identify benefits, value for money and/or added value.
- ◀ Provide baseline information (i.e., the current situation).
- ◀ Articulate how the Project is consistent with local, regional and national policy.
- ◀ Financial need and project cost.
- ◀ Funding profile (i.e., Who's providing what? Unit and overall costs).
- ◀ Technical information and requirements (e.g., planning permission).
- ◀ Targets, outputs and/or outcomes (i.e., the situation after the Project/what the Project will achieve)
- ◀ Evidence of support from partners and stakeholders.
- ◀ Background/essential documentation (e.g., community use agreement).
- ◀ Assessment of risk.

## Indicative costs

The indicative costs of implementing key elements of the Action Plan can be found on the Sport England website:

<https://www.sportengland.org/facilities-planning/design-and-cost-guidance/cost-guidance/>

The costs are for the development of community sports facilities and are based on providing good quality sports facility based on the last quarter. The Facilities Costs are updated on the Sport England website every quarter. These rounded costs are based on schemes most recently funded through the Lottery (and therefore based on economies of scale), updated to reflect current forecast price indices provided by the Building Cost Information Service (BCIS), prepared by Technical Team Lead of Sport England.

# SOUTH DERBYSHIRE PLAYING PITCH STRATEGY STRATEGY & ACTION PLAN

---

## APPENDIX THREE: GLOSSARY

**Displaced demand** generally relates to play by teams or other users of playing pitches from within the study area (i.e. from residents of the study area) which takes place outside of the area. This may be due to issues with the provision of pitches and ancillary facilities in the study area, just reflective of how the sports are played (e.g. at a central venue for the wider area) or due to the most convenient site for the respective users just falling outside of the local authority/study area.

**Unmet demand** is demand that is known to exist but unable to be accommodated on current supply of pitches. This could be in the form of a team with access to a pitch for matches but nowhere to train or vice versa. This could also be due to the poor quality and therefore limited capacity of pitches in the area and/or a lack of provision and ancillary facilities which meet a certain standard of play/league requirement. League secretaries may be aware of some unmet demand as they may have declined applications from teams wishing to enter their competitions due to a lack of pitch provision which in turn is hindering the growth of the league.

**Latent demand** is demand that evidence suggests may be generated from the current population should they have access to more or better provision. This could include feedback from a sports club who may feel that they could set up and run an additional team if they had access to better provision.

**Future demand** is an informed estimate made of the likely future demand for pitches in the study area. This is generally based on the most appropriate current and future population projections for the relevant age and gender groupings for each sport. Key trends, local objectives and targets and consultation also inform this figure.

**Casual use** or other use could take place on natural grass pitches or AGPs and include:

- ◀ Regular play from non-sports club sources (e.g. companies, schools, fitness classes)
- ◀ Infrequent informal/friendly matches
- ◀ Informal training sessions
- ◀ More casual forms of a particular sport organised by sports clubs or other parties
- ◀ Significant public use and informal play, particularly where pitches are located in parks/recreation grounds.

**Carrying capacity** is the amount of play a site can regularly accommodate (in the relevant comparable unit) for community use without adversely affecting its quality and use. This is typically outlined by the NGB

**Overplay** is when a pitch is used over the amount that the carrying capacity will allow, (i.e. more than the site can accommodate). Pitches have a limit of how much play they can accommodate over a certain period of time before their quality, and in turn their use, is adversely affected.

**Spare capacity** is the amount of additional play that a pitch could potentially accommodate in addition to current activity. There may be reasons why this potential to accommodate additional play should not automatically be regarded as actual spare capacity, for example, a site may be managed to regularly operate slightly below its carrying capacity to ensure that it can cater for a number of friendly matches and training activity. This needs to be investigated before the capacity is deemed **actual spare capacity**.

## SOUTH DERBYSHIRE PLAYING PITCH STRATEGY STRATEGY & ACTION PLAN

---

**Match equivalent sessions** is an appropriate comparable unit for pitch usage. For football, rugby union and rugby league, pitches should relate to a typical week within the season and one match = one match equivalent session if it occurs every week or 0.5 match equivalent sessions if it occurs every other week (i.e. reflecting home and away fixtures). For cricket pitches, it is appropriate to look at the number of match equivalent sessions over the course of a season and one match = one match equivalent session.



**DERBY CITY COUNCIL  
SOUTH DERBYSHIRE DISTRICT COUNCIL**

**DERBY GROWTH ZONE REPORT  
AUGUST 2018**

QUALITY, INTEGRITY, PROFESSIONALISM

**Knight, Kavanagh & Page Ltd**

Company No: 9145032 (England)

MANAGEMENT CONSULTANTS

Registered Office: 1 -2 Frecheville Court, off Knowsley Street, Bury BL9 0UF

T: 0161 764 7040 E: [mail@kcp.co.uk](mailto:mail@kcp.co.uk) [www.kcp.co.uk](http://www.kcp.co.uk)



6543





# DERBY GROWTH ZONE DRAFT REPORT

---

---

## CONTENTS

PART ONE: INTRODUCTION.....	1
PART TWO: HOUSING GROWTH SCENARIOS.....	11
PART THREE: RECOMMENDATIONS.....	18

# DERBY GROWTH ZONE REPORT

---

## PART ONE: INTRODUCTION

This report focuses on the shared area of growth between the City of Derby and South Derbyshire (termed the Derby Growth Zone) which will see significant housing growth to 2028, and beyond. It draws on the findings and recommendations held exclusively within the Derby and South Derbyshire Playing Pitch Strategies (PPS) and should be used in close conjunction with them.

This report and the respective PPS action plans should be used together and should align, consequently the monitoring and updating of this report should form part of the Stage E monitoring and updating process of the PPS documents ensuring that whilst they can be used in exclusivity, they also support and inform the use of this report.

Actions and recommendations within this report are based on requirements for improvements or additional capacity evidenced through the PPS to address existing supply and demand issues and/or provide additional capacity or improvements to support increased demand anticipated from within the growth zone.

### ***Playing pitch strategy findings***

The respective PPSs evidence the following headline findings with regards to the two local authority areas in their entirety. Shortfalls exist both currently and with a view to future demand up to 2028 therefore there is a need to protect all existing playing pitch provision until demand is met.

#### *Derby*

The existing position is that current quantitative shortfalls exist for football, full sized 3G pitches and rugby union, with qualitative improvements required to hockey suitable AGP provision to maintain the level of current capacity available, which is presently able to meet demand.

The future position projected to 2028 exacerbates these shortfalls to include cricket (potentially to a greater extent than evidenced dependent on the success of new National Governing body (NGB) and club growth initiatives and new playing formats) and potentially tennis subject to the realisation of aspirational club growth plans.

#### *South Derbyshire*

The existing position is that current quantitative shortfalls exist for football, rugby union and cricket.

The future position projected to 2028 exacerbates these shortfalls to include full sized 3G pitches, with shortfalls for cricket potentially exacerbated to a greater extent than evidenced dependent on the success of new NGB and club growth initiatives and new playing formats.

# DERBY GROWTH ZONE REPORT

## ***Extent of the Derby Growth Zone***

Derby City Council and South Derbyshire District Council share a boundary along the South edge of Derby City from Radbourne/Mickleover in the West to Elvaston/Boulton in the East. This geographical area is identified as a significant zone of housing growth over the period 2018-2028 with developments proposed on either side of the district border. This sits within the Derby Housing Market Area (HMA) and covers the area identified in the Area of Strategic Urban Growth on the Derby City border. The current housing plans for each authority and subsequent anticipated population growth is a key driver in the two authorities seeking to work in partnership to develop robust and up to date evidence relating to the provision of outdoor sport. It is important to assess the sporting and recreational needs of the changing demographic base across the two authorities and ensure adequate supply of land and facilities to meet future demand in line with the requirements of the National Planning Policy Framework.

As detailed within the PPS assessment reports for both Derby and South Derbyshire, the Derby HMA aligned Core Strategies set out that Derby City is required to deliver 11,000 new homes from 2011-2028, with 12,618 required to be delivered in South Derbyshire and 9,770 in Amber Valley.

The Objectively Assessed Housing Need (OAN) for Derby is actually 16,388, however, it has been agreed collectively by the HMA Authorities that Derby City cannot provide more than 11,000 dwellings in the period up to 2028. As such, the remaining 5,388 will be delivered within South Derbyshire (3,013) and Amber Valley (2,375) as urban extensions to the City, with five of the strategic housing sites identified in the Derby Local Plan to be schemes delivered across Derby and South Derbyshire. They are:

*Table A.1: Strategic housing sites within the Derby Growth Zone*

<b>Policy reference</b>	<b>Site name</b>	<b>Local authority</b>	<b>Number of dwellings</b>
<i>Boundary schemes</i>			
AC18	Wragley Way	Derby City	180
AC20	Rykneld Road	Derby City	900
AC21	Hackwood Farm	Derby City	400
AC23	Boulton Moor East	Derby City	800
AC24	South Chellaston Sites	Derby City	100
H12	Highfields Farm (South West of Derby)	South Derbyshire	1,041
H13	Boulton Moor (South East of Derby)	South Derbyshire	1,950
H14	Chellaston Fields, Chellaston	South Derbyshire	500
H15	Wragley Way (South of Derby)	South Derbyshire	1,300*
H16	Primula Way, Sunny Hill	South Derbyshire	500
H17	Holmleigh Way, Chellaston	South Derbyshire	120
H18	Hackwood Farm, Mickleover	South Derbyshire	290
H19	Land West of Mickleover	South Derbyshire	1,400**
<b>Total</b>			<b>9,481</b>

## DERBY GROWTH ZONE REPORT

Policy reference	Site name	Local authority	Number of dwellings
<i>Other nearby housing allocations</i>			
H8	Former Aston Hall Hospital, Aston on Trent	South Derbyshire	38
H10	Land south of Willington Road, Etwall	South Derbyshire	199
<b>Total</b>			<b>237</b>

\* The site is allocated for 1,950 dwellings in total – 1,300 by 2028

\*\* The site is allocated for 1,650 dwellings in total – 1,400 by 2028

This inter-related area of growth is known as the Derby Growth Zone (DGZ), reflecting the meeting of Derby City housing need within South Derbyshire District as an urban extension. For the purposes of the PPS, the local planning authorities for both Derby City Council (DCC) and South Derbyshire District Council (SDDC) agree that the DGZ should be considered as spanning the following ward areas:

*Table A.2: Local ward areas which form the Derby Growth Zone*

Local authority	
Derby	South Derbyshire
Blagreaves	Aston
Boulton	Etwall
Chellaston	Stenson
Littleover	Willington and Findern
Sinfin	

In total, the DGZ presently accommodates a total population of 95,477<sup>1</sup>, made up of 73,163 in Derby and 22,314 in South Derbyshire. Based on these constituent wards, Figure A.1 shows the extent to which the DGZ spans, including housing sites within it and existing outdoor sports facilities as identified within the preceding assessment, summarised in Table A.3.

<sup>1</sup> Source: ONS Mid-2016 Population Estimates for Lower Layer Super Output Areas in England and Wales by Single Year of Age and Sex

## DERBY GROWTH ZONE REPORT

Table A.3: Existing sites with outdoor sports provision within the Derby Growth Zone

Local authority	PPS ID	From	Housing Area in closest proximity (drive time)	Housing Map ID	Policy Ref	Distance (miles)	Drive time
Derby	60	Pit Close Playing Field	South Chellaston Sites	30	AC24	0.35	1.71
Derby	18	City of Derby Academy	Wragley Way	33	AC18	0.46	2.13
Derby	19	Cotton Lane Park	Osmaston Regeneration Area	40	AC14	0.47	2.50
Derby	14	Chellaston Academy	South of Chellaston	30	AC24	0.48	2.65
Derby	16	Chellaston Park	Boulton Moor	32	AC23	0.54	2.49
Derby	83	Swarkestone Road	South of Chellaston	30	AC24	0.69	3.17
Derby	15	Chellaston Junior School	South of Chellaston	30	AC24	0.71	3.20
Derby	95	Wren Park Primary School	Manor Kingsway	41	AC19	0.72	3.20
Derby	40	Littleover Community School	Rykneld Road	28	AC20	0.80	3.15
Derby	50	Moorways Sports Complex	Osmaston Regeneration Area	40	AC14	0.87	4.60
Derby	58	Osmaston Park	Osmaston Regeneration Area	40	AC14	0.89	4.67
Derby	31	Gayton Junior School	Primula Way, Sunny Hill	10	H16	0.91	4.10
Derby	34	Homefields Primary School	Holmleigh Way, Chellaston	19	H17	0.93	3.88
Derby	84	The Pavilion	Osmaston Regeneration Area	40	AC14	1.00	5.16
Derby	41	Littleover Tennis Club	Manor Kingsway	41	AC19	1.17	4.07
Derby	36	King George V Playing Fields	Rykneld Road	28	AC20	1.21	5.27
Derby	27	Derby High School	Rykneld Road	28	AC20	1.23	4.84
Derby	28	Derby Moor Academy	Primula Way, Sunny Hill	10	H16	1.36	5.91
Derby	1	Allen Street Recreation Ground	Osmaston Regeneration Area	40	AC14	1.36	6.06
Derby	30	Field Lane Playing Field	Boulton Moor	37	AC23	1.41	6.25
Derby	55	Oakwood Junior School	Boulton Moor	23	H13	1.55	5.04
Derby	73	Sinfin Moor Park	Primula Way, Sunny Hill	10	H16	1.58	7.09
Derby	11	Boulton Lane Park	Osmaston Regeneration Area	40	AC14	1.63	7.05
Derby	71	Shelton Junior School	South of Chellaston	30	AC24	1.71	7.30
Derby	54	Nunsfield House Community Association	Boulton Moor	24	H13	1.75	3.33
Derby	64	Rosehill Methodists Sports Ground	Manor Kingsway	41	AC19	2.05	7.06

## DERBY GROWTH ZONE REPORT

Local authority	PPS ID	From	Housing Area in closest proximity (drive time)	Housing Map ID	Policy Ref	Distance (miles)	Drive time
Derby	96	Wyndham Primary Academy	Boulton Moor	24	H13	2.06	4.13
Derby	98	Merrill Way Playing Fields (Rolls-Royce)	Holmleigh Way, Chellaston	19	H17	2.11	5.72
Derby	26	Derby Co-Operative Bowls	Manor Kingsway	41	AC19	2.12	7.43
Derby	52	Noel-Baker Community School & Language College	Boulton Moor	23	H13	2.12	7.53
Derby	25	Derby Congregational Cricket Club	Manor Kingsway	41	AC19	2.13	7.55
Derby	46	Merrill Academy	Boulton Moor	24	H13	2.61	6.12
South Derbyshire	28	King George V Playing Field	Land south of Willington Road, Etwall	12	H10	0.23	1.06
South Derbyshire	16	Etwall Primary School	Land south of Willington Road, Etwall	12	H10	0.24	1.10
South Derbyshire	14	Etwall Bowling Club	Land south of Willington Road, Etwall	12	H10	0.31	1.41
South Derbyshire	58	Sandypitts Lane Playing Fields	Land south of Willington Road, Etwall	12	H10	0.53	2.44
South Derbyshire	15	John Port Spencer Academy (Etwall Leisure Centre)	Land south of Willington Road, Etwall	12	H10	0.55	2.46
South Derbyshire	84	Etwall Cricket Club	Land south of Willington Road, Etwall	12	H10	0.74	3.31
South Derbyshire	1	Aston & Weston Bowls Club	Former Aston Hall Hospital, Aston on Trent	21	H8	0.90	4.49
South Derbyshire	69	The Recreation Centre (Aston-on-Trent Recreation Ground)	Former Aston Hall Hospital, Aston on Trent	21	H8	0.93	4.16
South Derbyshire	75	Weston-on-Trent C of E Primary School	Former Aston Hall Hospital, Aston on Trent	21	H8	1.11	4.56
South Derbyshire	63	Stenson Fields Primary Community School	Wragley Way	15	H15	1.11	4.35
South Derbyshire	38	Mickleover Country Park Social Club	Land west of Mickleover	14	H19	1.12	3.67
South Derbyshire	11	Derby Grammar School Grass Pitches	Land west of Mickleover	14	H19	1.17	3.97
South Derbyshire	2	Barrow Turn (Swarkestone Cricket Club)	South of Chellaston	31	AC24	1.20	2.48
South Derbyshire	19	Findern Primary School	Wragley Way	15	H15	1.80	4.76

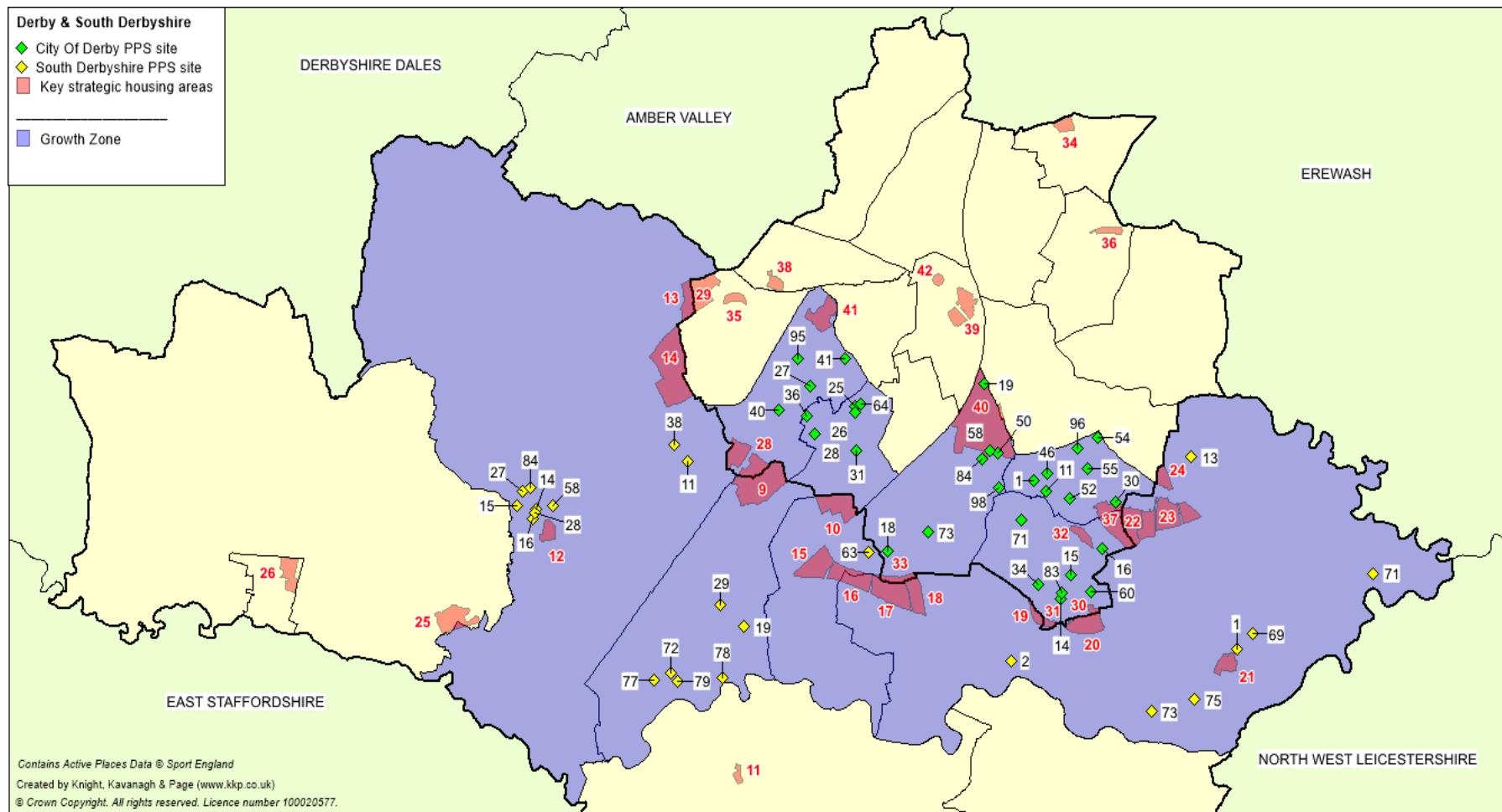
## DERBY GROWTH ZONE REPORT

Local authority	PPS ID	From	Housing Area in closest proximity (drive time)	Housing Map ID	Policy Ref	Distance (miles)	Drive time
South Derbyshire	13	Elvaston Cricket Ground	Boulton Moor	23	H13	1.96	5.45
South Derbyshire	29	King George V Playing Fields (Findern Recreation Ground)	Wragley Way	15	H15	2.19	5.72
South Derbyshire	73	Ukranian Youth Centre	South of Chellaston	31	AC24	2.57	5.28
South Derbyshire	78	Willington Football Club	Wragley Way	15	H15	2.63	5.96
South Derbyshire	77	Willington Bowls Club	Rykneld Road	28	AC20	3.16	5.95
South Derbyshire	79	Willington Primary School	Wragley Way	15	H15	3.23	8.38
South Derbyshire	71	The Wharf Recreation Ground	Boulton Moor	23	H13	3.30	6.76
South Derbyshire	72	Twyford Road Playing Field	Rykneld Road	28	AC20	3.38	7.45



# DERBY GROWTH ZONE REPORT

Figure A.1: Existing outdoor sports facilities within the Derby Growth Zone



## DERBY GROWTH ZONE REPORT

Table A.4: Map key of housing sites within or complementary to the Derby Growth Zone

Map ID	Ref	Housing policy	Local authority
9	H12	Highfields Farm	South Derbyshire
10	H16	Primula Way, Sunny Hill	South Derbyshire
12	H10	Land south of Willington Road, Etwall	South Derbyshire
13	H18	Hackwood Farm, Mickleover	South Derbyshire
14	H19	Land west of Mickleover	South Derbyshire
15	H15	Wragley Way	South Derbyshire
16			
17			
18			
19	H17	Holmleigh Way, Chellaston	South Derbyshire
20	H14	Chellaston Fields, Chellaston	South Derbyshire
21	H8	Former Aston Hall Hospital, Aston on Trent	South Derbyshire
22	H13	Boulton Moor	South Derbyshire
23			
24			
28	AC20	Rykneld Road	Derby
29	AC21	Hackwood Farm	Derby
30	AC24	South of Chellaston	Derby
31			
32	AC23	Boulton Moor	Derby
33	AC18	Wragley Way	Derby
37	AC23	Boulton Moor	Derby
40	AC14	Osmaston Regeneration Area	Derby
41	AC19	Manor Kingsway	Derby

A number of sites within the DGZ are identified through the respective Playing Pitch Strategies as requiring action or improvement. With regards to residential development, where onsite development of new playing field provision is considered not preferable, an offsite contribution to improvement or extension/increase of capacity at existing sites could help to resolve existing issues and provide better for potential increases in demand arising from new residential development in the area.

## DERBY GROWTH ZONE REPORT

Table A.5: Identified issues and opportunities at existing playing field sites within the Derby Growth Zone

Site ID	Site name	Local authority	Issues & opportunities
18	City of Derby Academy	Derby	Poor quality full sized AGP, in excess of recommended surface lifespan and requires resurfacing to continue to support school and community use including by hockey clubs.
14	Chellaston Academy	Derby	Three poor quality rugby union pitches in need of improvement, currently overplayed due to levels of curricular and community usage, including by Melbourne RFC.
16	Chellaston Park	Derby	Identified as a key site for football. Need to repair burst pipes preventing changing facilities from being used, whilst football pitches are considered priority for investment and cricket square is also poor quality but used by community teams. Section 106 funding secured for improvement of the site.
50	Moorways Sports Complex	Derby	Full sized sand based AGP significantly exceeding the recommended lifespan, however is of standard quality. To be considered for surface replacement in the short-term and with no hockey users offers potential for conversion to 3G, subject to potential delivery of Parklife football hubs.
28	Derby Moor Academy	Derby	Extension to the Academy planned to accommodate required growth in school places. Increased demand will place added pressure on existing facilities and may require improvement or additional provision to support this. The hard court facilities and other parts of the site have been under consideration as a potential site for accommodating a new swimming pool, but no formal proposals have been advanced at this stage.
73	Sinfin Moor Park	Derby	Football hub site which offers significant potential for development as a Parklife football hub with multiple 3G pitches. Also under consideration to host a non-turf cricket pitch through the ECB non-turf pitch investment programme.
98	Merrill Way Playing Fields (Rolls-Royce)	Derby	Need to re-provide changing pavilion lost as a result of road realignment in order to continue to service football and rugby pitches onsite. Need to mitigate loss of playing field resulting from road realignment which accommodated the equivalent of an adult football pitch.
25	Derby Congregational Cricket Club	Derby	Despite reported improvement in quality since last season, the site offers limited space and no room for expansion to help eliminate current overplay of 18 match equivalent sessions per season. Reported as obstructive to league promotion as size does not meet league requirements, whilst it offers no security of use through rental from the United Reformed Church.
46	Merrill Academy	Derby	Despite limited community use of grass pitches by just one football team, the full sized 3G is not broadly available for community use, only by Derby County

## DERBY GROWTH ZONE REPORT

Site ID	Site name	Local authority	Issues & opportunities
			FC.
84	Etwall Cricket Club	South Derbyshire	Need to develop new, modern pavilion provision to ECB specifications where possible to replace dated and old facilities. Overplay considered sustainable, however either installation of a non-turf pitch onsite or access to neighbouring John Port Spencer Academy (Etwall Leisure Centre) would help provide capacity for future growth.
2	Barrow Turn (Swarkestone Cricket Club)	South Derbyshire	Capacity to accommodate non-peak time or junior play but reported need for mobile net training provision.
13	Elvaston Cricket Ground	South Derbyshire	Multi-party tenure agreements across both pitches and car park areas which need aggregating or aligning to allow for ECB investment in principle. Need to develop permanent social provision to replace temporary structure which must be taken down.
71	The Wharf Recreation Ground	South Derbyshire	Poor quality adult pitch currently overplayed. Need for qualitative improvement through maintenance or equipment support, or relocation of some demand to other sites locally.

Furthermore, DCC (with support of SDDC) is on the Parklife Journey with an aspiration to develop new football hubs in the City through application to the FA Parklife Football Hubs Programme. Rather than contribute off-site sums towards sites identified as having existing issues, for football it may be considered preferable to invest capital receipt towards funding required to develop football hubs (within or outside of the Parklife funding programme) as a better way to help meet need for both competitive and 3G training facilities. If done within the Parklife programme it would also represent strength of investment in terms of sustainability and security within the Football Trust created as part of the programme.

# DERBY GROWTH ZONE REPORT

---

## PART TWO: HOUSING GROWTH SCENARIOS

### *New onsite development*

The PPS provides an estimate of demand for pitch sport based on population forecasts and club consultation to 2028 (in line with the Local Plan period). This future demand is translated into teams likely to be generated, rather than actual pitch provision required. The Sport England Playing Pitch New Development Calculator (PPNDC) adds to this, updating the likely demand generated for pitch sports based on housing increases and converts the demand into match equivalent sessions and the number of pitches required. This is achieved via team generation rates (TGRs) in the Assessment Report to determine how many new teams would be generated from an increase in population derived from housing growth and gives the associated costs of supplying the increased pitch provision.

For the purposes of the following growth scenarios, the TGRs for Derby City have been applied to calculate future growth from developments within the growth zone, given that the DGZ is considered to primarily service the City housing requirement, though South Derbyshire residents will be able to benefit from associated infrastructure and facilities development. Likewise, the indicative figures are based on the assumption that population growth will average 2.4 per dwelling, the growth figure used by Derby City Council.

For scenarios relating to South Derbyshire allocations which fall within the DGZ, indicative figures are based on the assumption that population growth will average 1.9 per dwelling, the growth figure used by South Derbyshire District Council.

The scenarios below show the additional demand for pitch sports generated from housing growth in the Derby Growth Zone. The demand is shown in match equivalent sessions per week for the majority of sports, with the exception of cricket, where match equivalent sessions are by season. This is also equated to pitches required at peak time for each sport rounded up or down to the nearest whole pitch.

### *Derby Growth Zone schemes*

Across the schemes, a total of 9,481 new homes are to be delivered across the DGZ; 2,380 in Derby and 7,101 in South Derbyshire. The estimated additional population derived from this housing growth by 2028 is 19,204, (5,712 Derby and 13,492 South Derbyshire). In total, this equates to 17.98 match equivalent sessions per week for grass pitch sports, 1.27 on AGPs for hockey and 114.27 per season for cricket.

## DERBY GROWTH ZONE REPORT

Table A.5: Likely demand for grass pitch sports generated from housing growth from DGZ schemes (to 2028)

Pitch Sport	Estimated demand by sport (2028)			
	Match equivalent sessions (MES) per week <sup>2</sup>			Whole new DGZ pitches required
	Derby	South Derbyshire	Combined total	Combined total
Adult football	0.96	3.5	4.46	Four adult pitches
Youth football	2.55	4.03	6.58	Seven youth pitches
Mini soccer	2.73	2.89	5.62	Six mini soccer pitches
Rugby union	0.22	0.76	0.98	One senior pitch
Rugby league	0.05	0.29	0.34	No senior pitches
Hockey	0.19	1.08	1.27	No full sized AGPs
Cricket	14.76 per season	99.51 per season	114.27 per season	Two senior cricket pitches

**Derby** - To accommodate all of this demand, the capital cost is estimated at £535,165<sup>3</sup> and the total life cycle cost (per annum) is £100,818<sup>4</sup>.

**South Derbyshire** - To accommodate all of this demand, the capital cost is estimated at £1,732,775<sup>3</sup> and the total life cycle cost (per annum) is £307,578<sup>4</sup>.

**Combined total** - To accommodate all of this demand, the capital cost is estimated at £2,267,940<sup>3</sup> and the total life cycle cost (per annum) is £408,396<sup>4</sup>.

<sup>2</sup> As per the PPS Guidance, demand for cricket is considered in terms of match equivalent sessions per season rather than per week.

<sup>3</sup> Capital cost is based on 2018 second quarter calculations.

<sup>4</sup> Sport England Life Cycle Costs Natural Turf Pitches and Artificial Surfaces April 2012

## DERBY GROWTH ZONE REPORT

Whilst the following scenarios apply to Rykneld Road and Boulton Moor as the most significantly sized developments, the cumulative impact of housing across the local authority clearly shows that there will be significant demand generated during the Local Plan period. Application of the calculator to the two aforementioned developments shows likely demand generated to be as follows:

### *Rykneld Road (AC20)*

Pitch Sport	Estimated demand by sport (2028)	
	Match equivalent sessions (MES) per week <sup>5</sup>	Whole new pitches required
Adult football	0.15	No new pitches
Youth football	0.4	No new pitches
Mini soccer	0.43	No new pitches
Rugby union	0.03	No senior pitches
Rugby league	0.01	No senior pitches
Hockey	0.03	No full sized AGPs
Cricket	2.33 per season	No full cricket pitches

To accommodate all of this demand, the equivalent capital cost is estimated at £84,322<sup>6</sup> and the total life cycle cost (per annum) is £15,885<sup>7</sup>, though demand from the new development is not considered sufficient at any pitch type to warrant the creation of a new pitch onsite.

### *Boulton Moor East (AC23)*

Pitch Sport	Estimated demand by sport (2028)	
	Match equivalent sessions (MES) per week <sup>5</sup>	Whole new pitches required
Adult football	0.13	No new pitches
Youth football	0.36	No new pitches
Mini soccer	0.38	No new pitches
Rugby union	0.03	No senior pitches
Rugby league	0.01	No senior pitches
Hockey	0.03	No full sized AGPs
Cricket	2.07 per season	No full cricket pitches

To accommodate all of this demand, the equivalent capital cost is estimated at £74,953<sup>6</sup> and the total life cycle cost (per annum) is £14,120<sup>7</sup>, though demand from the new development is not considered sufficient at any pitch type to warrant the creation of a new pitch onsite.

<sup>5</sup> As per the PPS Guidance, demand for cricket is considered in terms of match equivalent sessions per season rather than per week.

<sup>6</sup> Capital cost is based on 2018 second quarter calculations.

<sup>7</sup> Sport England Life Cycle Costs Natural Turf Pitches and Artificial Surfaces April 2012



## DERBY GROWTH ZONE REPORT

### South Derbyshire allocations

Further to the boundary schemes, there are two other sites allocated within the South Derbyshire Local Plan which fall within the DGZ area, to deliver 237 new homes. The estimated additional population derived from this housing growth by 2028 is 451 (237 dwellings). This equates to 0.38 match equivalent sessions per week for grass pitch sports, 0.04 on AGPs for hockey and 3.33 per season for cricket.

Table A.6: Likely demand for grass pitch sports generated from housing growth from DGZ South Derbyshire Local Plan allocations (to 2028)

Pitch Sport	Estimated demand by sport (2028)	
	Match equivalent sessions (MES) per week <sup>8</sup>	Whole new pitches required
Adult football	0.12	No pitches
Youth football	0.13	No pitches
Mini soccer	0.1	No pitches
Rugby union	0.03	No senior pitches
Rugby league	0.01	No senior pitches
Hockey	0.04	No full sized AGPs
Cricket	3.33 per season	No cricket pitches

To accommodate all of this demand, the capital cost is estimated at £57,922<sup>12</sup> and the total life cycle cost (per annum) is £10,281<sup>13</sup>.

Experience shows that only housing sites with several hundred dwellings or more are likely to generate demand in their own right (in this case Boulton Moor – H13, Wragley Way – H15 and Land West of Mickleover – H19); however, the cumulative impact of housing across the local authority clearly shows that there will be significant demand generated during the Local Plan period. Application of the calculator to the three aforementioned developments shows likely demand generated to be as follows:

Pitch Sport	Estimated demand by sport (2028)	
	Match equivalent sessions (MES) per week <sup>8</sup>	Whole new pitches required
<b>H13 - Boulton Moor (1,950 new homes, 3,705 population)</b>		
Adult football	0.96	1 adult
Youth football	1.11	1 youth
Mini soccer	0.79	1 mini soccer
Rugby union	0.21	No senior pitches
Rugby league	0.08	No senior pitches
Hockey	0.3	No full sized AGPs
Cricket	27.33	One new cricket pitch
<i>To accommodate all of this demand, the capital cost is estimated at £475,833<sup>9</sup> and the total life cycle cost (per annum) is £84,463<sup>10</sup></i>		

<sup>8</sup> As per the PPS Guidance, demand for cricket is considered in terms of match equivalent sessions per season rather than per week.

<sup>9</sup> Capital cost is based on 2018 second quarter calculations.

<sup>10</sup> Sport England Life Cycle Costs Natural Turf Pitches and Artificial Surfaces April 2012

## DERBY GROWTH ZONE REPORT

Pitch Sport	Estimated demand by sport (2028)	
	Match equivalent sessions (MES) per week <sup>11</sup>	Whole new pitches required
<b>H15 – Wragley Way (1,300 new homes, 2,470 population)</b>		
Adult football	0.64	1 adult
Youth football	0.74	1 youth
Mini soccer	0.53	1 mini soccer
Rugby union	0.14	No senior pitches
Rugby league	0.05	No senior pitches
Hockey	0.2	No full sized AGPs
Cricket	18.22	No new cricket pitches
<i>To accommodate all of this demand, the capital cost is estimated at £317,222<sup>14</sup> and the total life cycle cost (per annum) is £56,309<sup>15</sup></i>		
<b>H19 – Land West of Mickleover (1,400 new homes, 2,660 population)</b>		
Adult football	0.69	1 adult
Youth football	0.8	1 youth
Mini soccer	0.57	1 mini soccer
Rugby union	0.15	No senior pitches
Rugby league	0.06	No senior pitches
Hockey	0.21	No full sized AGPs
Cricket	19.62	No new cricket pitches
<i>To accommodate all of this demand, the capital cost is estimated at £341,623<sup>12</sup> and the total life cycle cost (per annum) is £60,640<sup>13</sup></i>		

### Scenarios summary

Whilst significantly sized housing schemes at Boulton Moor East and Rykneld Road are expected to generate considerable increased demand for outdoor sports provision, the calculator indicates that this is not sufficient to warrant the creation of whole new pitches at any format and instead offsite contribution to increase capacity and capability at existing or new sites within accessible distance is recommended.

However, the three South Derbyshire Local Plan allocations represent greater increases in demand per site, sufficient at Boulton Moor and Land West of Mickleover to warrant the creation of new pitches onsite or within the locality. The sites are on opposite sides of the DGZ to develop a new site combining the pitches to service the two, however there may be opportunity to pool contributions from nearby developments to create a new site to service these sites and other nearby allocations most sustainably.

Whilst the calculator indicates no whole new pitches are required for hockey, rugby union, cricket and rugby league, contributions should be secured to invest into expanding or improving existing sites or to pool to develop new provision for these sports at one or more sites.

<sup>11</sup> As per the PPS Guidance, demand for cricket is considered in terms of match equivalent sessions per season rather than per week.

<sup>12</sup> Capital cost is based on 2018 second quarter calculations.

<sup>13</sup> Sport England Life Cycle Costs Natural Turf Pitches and Artificial Surfaces April 2012

## DERBY GROWTH ZONE REPORT

It should be noted that no land value costs or associated costs for ancillary facilities such as changing rooms, floodlighting and car parking are included within the capital costs stated above and as such this should be determined and negotiated at a local level.

Further to this, the Pitch Demand Calculator figures do not include other outdoor sports facilities such as tennis courts and bowling greens and the PPS action plan should be used to help inform contributions/funding requirements in relation to these facilities.

Whilst the previous table shows demand expected to be generated from housing growth within the Local Plan period to 2028, the delivery of schemes at two sites is expected to extend beyond 2028. The table below shows the demand expected to be generated from these developments in full, up to and beyond 2028 to full completion:

Pitch Sport	Estimated demand by sport (total development)	
	Match equivalent sessions (MES) per week <sup>14</sup>	Whole new pitches required
<b>H15 – Wragley Way (1,950 new homes, 3,705 population)</b>		
Adult football	0.96	1 adult
Youth football	1.11	1 youth
Mini soccer	0.79	1 mini soccer
Rugby union	0.21	No senior pitches
Rugby league	0.08	No senior pitches
Hockey	0.3	No full sized AGPs
Cricket	27.33 per season	No new cricket pitches
<i>To accommodate all of this demand, the capital cost is estimated at £475,833<sup>14</sup> and the total life cycle cost (per annum) is £84,463<sup>15</sup></i>		
<b>H19 – Land West of Mickleover (1,650 new homes, 3,135 population)</b>		
Adult football	0.81	1 adult
Youth football	0.94	1 youth
Mini soccer	0.67	1 mini soccer
Rugby union	0.18	No senior pitches
Rugby league	0.07	No senior pitches
Hockey	0.25	No full sized AGPs
Cricket	23.12 per season	No new cricket pitches
<i>To accommodate all of this demand, the capital cost is estimated at £402,628<sup>15</sup> and the total life cycle cost (per annum) is £71,469<sup>16</sup></i>		

<sup>14</sup> As per the PPS Guidance, demand for cricket is considered in terms of match equivalent sessions per season rather than per week.

<sup>15</sup> Capital cost is based on 2018 second quarter calculations.

<sup>16</sup> Sport England Life Cycle Costs Natural Turf Pitches and Artificial Surfaces April 2012

## DERBY GROWTH ZONE REPORT

---

Both Councils report a preference not to take on management of additional playing field stock, consequently to further help determine the sustainability of establishing new provision, consideration should be given to the potential management opportunities which may be available onsite:

- ◀ Is the local authority (or Town/Parish council) in a position to take on further outdoor sports facilities from a financial point of view?
- ◀ Is an education establishment to be provided as part of the development which offers a potential management option of outdoor sports facilities?
- ◀ Is there a leisure trust in place which has the capacity to take on the management of outdoor sports facilities?
- ◀ Is there an opportunity for a trust-based model of management, for example, by formation of a Community Interest Company (CIC) or Charitable Incorporated Organisation (CIO)?
- ◀ Is there an existing sports club that has the capacity to take on the management of another site?

The Council could consider using CIL (if adopted) to obtain contributions to priority sites, or pooling S106 contributions from major housing schemes to invest in priority sites. Derby City Council is presently exploring the feasibility to develop a multi 3G pitch football hub in the South of the City and dependent on-site selection and accessibility to the DGZ it may be considered appropriate that contributions secured from housing growth sites in the DGZ could be invested towards the development of such a hub site. This would need to be on the basis that the eventual location would be considered able to serve DGZ residents and that they would likely be willing to travel North to access a South Derby Parklife hub.

There are also plans for the development of new school sites within the DGZ. A new 210 place primary school is also planned for development in South Derbyshire on the Derby border area near Findern to service demand arising from the Highfields Farm development, proposed to open September 2019. Additional to the facilities required based on likely increase in demand for formal community sport, new facilities will be required at the new school site as an education requirement to service school need. Where suitable and demand exists, community access of these facilities should be secured if possible in order to help service population growth in the locality.

# DERBY GROWTH ZONE REPORT

---

## PART THREE: RECOMMENDATIONS

The following recommendations are based on the preceding context and scenario testing and whilst they relate to sites within the Derby Growth Zone in particular with a view to how they may support housing growth in the area, they do not detract from site by site actions for each site within the growth zone also contained within the respective Derby and South Derby PPS Strategy & Action Plans.

These recommendations relate to the need to accommodate increased demand from housing growth and as such existing sites considered are within this context, not superseding any sites which require improvement or action but are not specifically investigated within this report as they are not near to or directly influenced by local housing growth.

### Derby Growth Zone recommendations – general

- ◀ Use the recommendations and scenarios within the report and the accompanying PPS to inform optimal facility mix and design where onsite development of new sports facilities is planned.
- ◀ Ensure that where new pitch or ancillary provision is to be developed that facilities meet national governing body specifications where possible
- ◀ Explore opportunities to secure Section 106 funding and use as match funding in order to help secure partnership funding and further enhance potential and opportunities for development through capital investment
- ◀ Ensure that any new facilities or investment is able to evidence a case for sustainability. The respective Councils report preference not to take on management of additional playing field assets and as such there may be opportunities for Community Asset Transfer or to secure tenure through long-term leasehold for clubs, leagues or community associations deemed able to realistically manage such a facility.
- ◀ Where Section 106 contributions may be used towards the improvement of facilities not primarily driven towards community sport (such as schools), secure community use access through the planning process, for example in the form of a Community Use Agreement (CUA).

## DERBY GROWTH ZONE REPORT

### Site specific recommendations

Local Authority	PPS site ID	Site name	Action	Priority	Aim
Derby	18	City of Derby Academy	Resurface the AGP in the short term and retain as a hockey suitable surface. England Hockey consultation required to understand level of sinking funds held by the school. Formally secure community access as a condition of any external partner funding.	High	Protect Enhance
Derby	14	Chellaston Academy	Improve quality through investment into better and more regular maintenance to support school and Melbourne RFC use. Presently overplayed.	Low	Protect Enhance
Derby	16	Chellaston Park	Repair burst pipes preventing changing facilities from being used. Improve quality of both football and cricket onsite through better and more regular maintenance and remedial works. Potential to provide equipment support for AFC Chellaston to self-maintain should the Club be considered feasibly able to undertake works to the required standard.	High	Protect Enhance
Derby	50	Moorways Sports Complex	Resurface the AGP in the medium term as standard quality not considered to be a concern in the short-term despite relative age of the surface. Dependent on the proposed delivery of football hubs, determine demand and strategic case for conversion to 3G to become a smaller football hub site.	Low	Protect Enhance
Derby	28	Derby Moor Academy	Support growth in pupil in numbers through ensure pitch quality is sustained or improved where possible through high standard maintenance regimes. If required, consider potential to improve or extend capacity at neighbouring King George V Playing Fields as an extended offer to support Academy growth.	Low	Protect

## DERBY GROWTH ZONE REPORT

Local Authority	PPS site ID	Site name	Action	Priority	Aim
Derby	73	Sinfin Moor Park	<p>Further develop the site as a key football hub in the South of the City and accessible to residents within the DGZ area. Develop multiple new 3G pitches for football as part of a self-sustaining site management model which sees re-investment of revenue into improvement of supporting grass pitch provision onsite. Recommended to pool off-site contributions from nearby housing development to invest into hub model delivery as a sustainable offer.</p> <p>Dependant on suitability of site layout, explore provision of additional non-turf pitches to support short format and recreational cricket in order to offer year-round use.</p> <p>Within 20-minute drive time of both Boulton Moor (17 mins, c4.5 miles), Wragley Way (7 mins, c1.7 miles) and Primula Way allocations. Off-site contributions into delivering this additional required capacity at a Southern Derby football hub site is recommended, notwithstanding need to contribute to additional capacity for other sports.</p>	High	Protect Enhance Provide
Derby	98	Merrill Way Playing Fields (Rolls-Royce)	<p>Re-provide changing pavilion lost due to road realignment in order to continue to service football and rugby pitches onsite. Mitigate loss of playing field which accommodated the equivalent of an adult football pitch. Consider option of re-investment of contribution to football hub site development in the South of the City, for example at Sinfin Moor Park, or alternative site dependent upon outcome of Parklife feasibility work.</p>	Medium/High	Protect Provide
Derby	25	Derby Congregational Cricket Club	<p>Explore options to greater secure tenure for the Club and improve pitch quality through better maintenance, remedial preparatory work. Pursue relocation of some demand to Parker's Piece Playing Fields (Derby) as a resident user in order to relieve capacity issues, as well as looking to remove barriers to league promotion presently posed by the limitations of the current ground. Further consultation required around the Parker's Piece Playing Fields management model but if considered a preferable option, relocate the Club to the new pitch at Parker's Piece Playing Fields which offers secure tenure, retaining access to unsecure facilities at the present site as a satellite venue to provide capacity for growth.</p>	High	Protect Enhance



## DERBY GROWTH ZONE REPORT

Local Authority	PPS site ID	Site name	Action	Priority	Aim
Derby	46	Merrill Academy	Further consultation with the Academy to understand rationale behind current position on allowing limited community use. Potential to improve quality of poor hard court provision and standard quality football pitches if there is potential community benefit.	Low	Protect
South Derbyshire	84	Etwall Cricket Club	Develop new pavilion provision to ECB specifications where possible to replace dated and old facilities. Install non-turf pitch and maximise use for junior activity to provide capacity to service future growth. Access to the non-turf pitch at neighbouring John Port Spencer Academy (Etwall Leisure Centre) represents an alternative or supplementary solution to extending capacity, whilst the Academy site also offers potential for the development of a natural turf square in future as an extended offer to complement Etwall Cricket Club.	Medium	Protect Provide
South Derbyshire	2	Barrow Turn (Swarkestone Cricket Club)	Increase capacity available for training through investment into additional mobile net training provision.	Low	Protect Provide
South Derbyshire	13	Elvaston Cricket Ground	Develop permanent social provision to replace temporary structure which must be taken down. Need to align present multi-party tenure agreements across both pitches and car park areas to allow for ECB investment support in principle.	High	Protect Provide
South Derbyshire	71	The Wharf Recreation Ground	Increase capacity of the presently poor quality pitch through improvements to level and regularity of maintenance. Potential need to assist Parish Council with equipment support if required. Youth 9v9 football played on the adult pitch. Rural area with few local playing field sites. Explore potential for use of Glenn Way/Shardlow Primary School to support football locally.	Low	Protect Enhance

## DERBY GROWTH ZONE REPORT

Local Authority	PPS site ID	Site name	Action	Priority	Aim
South Derbyshire	NEW	Land West of Mickleover	New development site with few significantly sized playing field sites locally. Nearest sites are Mickleover Country Park Social Club, Havenbault Park and Mickleover Community Pavilion; only the former has formal sports provision. Consider feasibility to deliver onsite provision for football with supporting ancillary provision, potentially also utilising pooled contributions from Hackwood Farm allocations. An alternative may be to invest off-site at Littleover Community School which permits community use but is unused and requires improvements to football and rugby union pitch quality.	Medium	Provide
South Derbyshire	NEW	New Primary School (Findern area)	Deliver new 210 place primary school with accompanying outdoor sports provision. Ensure optimal site design and layout allows for potential community use, for example position of any playing field towards the front of the School entrance where possible so to facilitate use without creating issues around security and building access.	Low	Provide