



# Council Tax Guide

## 2024/2025



South  
Derbyshire  
District Council

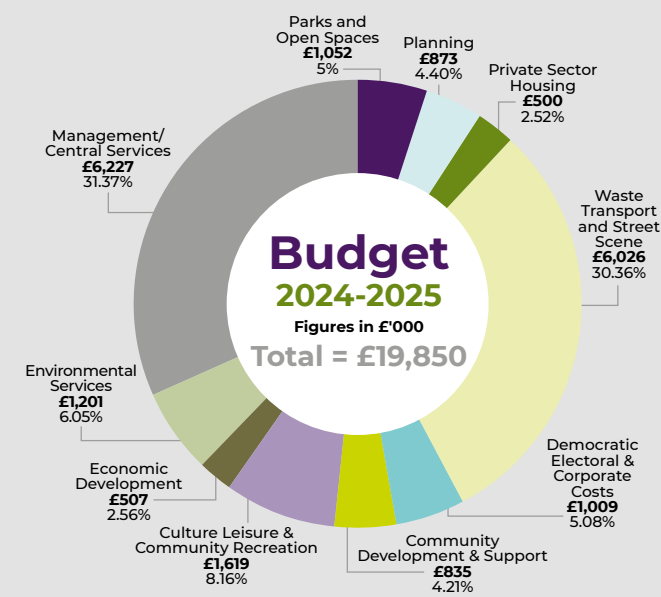
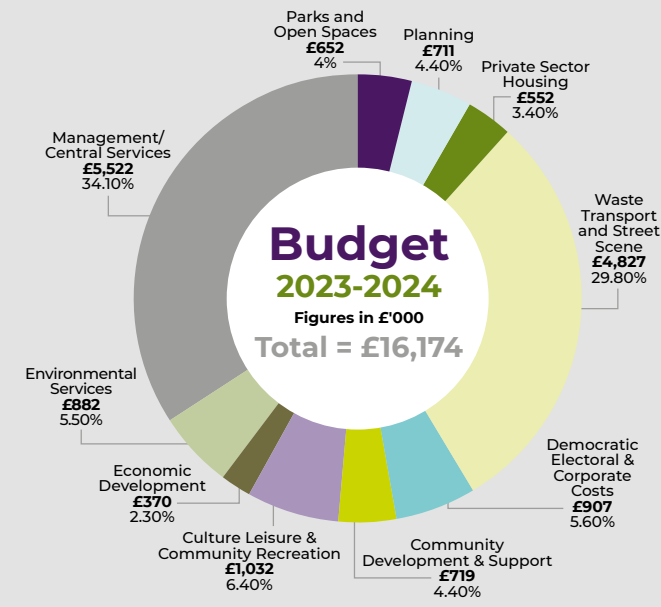
[www.southderbyshire.gov.uk](http://www.southderbyshire.gov.uk)

## Table of Council Tax Levels for Properties in South Derbyshire by Band and by Parish

The council at its meeting on February 28 2024, set the Council Tax as shown below:

Property Banding	A £0 to £40,000	B £40,001 to £52,000	C £52,001 to £68,000	D £68,001 to £88,000	E £88,001 to £120,000	F £120,001 to £160,000	G £160,001 to £320,000	H £320,001 or above
Aston - on - Trent	1440.49	1680.58	1920.66	2160.74	2640.90	3121.07	3601.23	4321.48
Barrow - on - Trent	1436.40	1675.80	1915.20	2154.60	2633.40	3112.20	3591.00	4309.20
Bretby	1408.89	1643.70	1878.52	2113.33	2582.96	3052.59	3522.22	4226.66
Burnaston	1409.53	1644.45	1879.37	2114.29	2584.13	3053.97	3523.82	4228.58
Castle Gresley	1429.10	1667.28	1905.47	2143.65	2620.02	3096.38	3572.75	4287.30
Church Broughton	1435.45	1674.69	1913.93	2153.17	2631.65	3110.13	3588.62	4306.34
Coton - in - the - Elms	1416.99	1653.15	1889.32	2125.48	2597.81	3070.14	3542.47	4250.96
Dalbury Lees	1407.30	1641.85	1876.40	2110.95	2580.05	3049.15	3518.25	4221.90
Drakelow	1408.34	1643.06	1877.79	2112.51	2581.96	3051.40	3520.85	4225.02
Egginton	1433.25	1672.13	1911.00	2149.88	2627.63	3105.38	3583.13	4299.76
Elvaston	1423.85	1661.16	1898.47	2135.78	2610.40	3085.02	3559.63	4271.56
Etwall	1439.22	1679.09	1918.96	2158.83	2638.57	3118.31	3598.05	4317.66
Findern	1421.26	1658.14	1895.01	2131.89	2605.64	3079.40	3553.15	4263.78
Foston and Scropton	1442.87	1683.34	1923.82	2164.30	2645.26	3126.21	3607.17	4328.60
Hartshorne	1404.53	1638.61	1872.70	2106.79	2574.97	3043.14	3511.32	4213.58
Hatton	1442.07	1682.41	1922.76	2163.10	2643.79	3124.48	3605.17	4326.20
Hilton	1436.31	1675.70	1915.08	2154.47	2633.24	3112.01	3590.78	4308.94
Linton	1441.08	1681.26	1921.44	2161.62	2641.98	3122.34	3602.70	4323.24
Melbourne	1435.73	1675.02	1914.31	2153.60	2632.18	3110.76	3589.33	4307.20
Netherseal	1422.77	1659.89	1897.02	2134.15	2608.41	3082.66	3556.92	4268.30
Newton Solney	1426.87	1664.69	1902.50	2140.31	2615.93	3091.56	3567.18	4280.62
Overseal	1426.19	1663.88	1901.58	2139.28	2614.68	3090.07	3565.47	4278.56
Repton	1434.49	1673.57	1912.65	2151.73	2629.89	3108.05	3586.22	4303.46
Rosliston	1428.03	1666.04	1904.04	2142.05	2618.06	3094.07	3570.08	4284.10
Shardlow and Great Wilne	1438.59	1678.35	1918.12	2157.88	2637.41	3116.94	3596.47	4315.76
Smisby	1440.47	1680.55	1920.63	2160.71	2640.87	3121.03	3601.18	4321.42
Stenson Fields	1413.81	1649.45	1885.08	2120.72	2591.99	3063.26	3534.53	4241.44
Ticknall	1437.89	1677.54	1917.19	2156.84	2636.14	3115.44	3594.73	4313.68
Walton - on - Trent	1416.39	1652.46	1888.52	2124.59	2596.72	3068.85	3540.98	4249.18
Weston - on - Trent	1416.35	1652.41	1888.47	2124.53	2596.65	3068.77	3540.88	4249.06
Willington	1436.67	1676.11	1915.56	2155.00	2633.89	3112.78	3591.67	4310.00
Woodville	1425.20	1662.73	1900.27	2137.80	2612.87	3087.93	3563.00	4275.60
All other parts of the Council's area	1399.73	1633.02	1866.31	2099.60	2566.18	3032.76	3499.33	4199.20

## How much is spent on South Derbyshire District Council Services



South Derbyshire District Council's share of Council Tax will be £179.86 for 2024/25 for those in Band D property. It was previously £174.64 for 2023/24.

## By Proportion of Band D

The bar below shows what proportion of the Band D charge other Bands pay

A	B	C	D	E	F	G	H
6/9	7/9	8/9	1.00	11/9	13/9	15/9	18/9

Listed by South Derbyshire Parish	Precept 2024/25 £	Parish addition Band D £	Band D Total 2024/25 £
Aston - on - Trent	45,000	61.14	2,160.74
Barrow - on - Trent	13,310	55.00	2,154.60
Bretby	5,614	13.73	2,113.33
Burnaston	10,036	14.69	2,114.29
Castle Gresley	28,280	44.05	2,143.65
Church Broughton	13,500	53.57	2,153.17
Coton - in - the - Elms	7,402	25.88	2,125.48
Dalbury Lees	1,600	11.35	2,110.95
Drakelow	6,700	12.91	2,112.51
Egginton	12,871	50.28	2,149.88
Elvaston	49,675	36.18	2,135.78
Etwall	71,673	59.23	2,158.83
Findern	49,852	32.29	2,131.89
Foston and Scropton	16,240	64.70	2,164.30
Hartshorne	9,807	7.19	2,106.79
Hatton	70,992	63.50	2,163.10
Hilton	172,900	54.87	2,154.47
Linton	48,000	62.02	2,161.62
Melbourne	111,239	54.00	2,153.60
Netherseal	11,780	34.55	2,134.15
Newton Solney	16,000	40.71	2,140.31
Overseal	38,526	39.68	2,139.28
Repton	65,000	52.13	2,151.73
Rosliston	13,500	42.45	2,142.05
Shardlow and Great Wilne	25,000	58.28	2,157.88
Smisby	7,822	61.11	2,160.71
Stenson Fields	32,000	21.12	2,120.72
Ticknall	17,000	57.24	2,156.84
Walton - on - Trent	7,747	24.99	2,124.59
Weston - on - Trent	17,500	24.93	2,124.53
Willington	58,167	55.40	2,155.00
Woodville	68,375	38.20	2,137.80
All other parts of the Council's area	-	-	2,099.60

## How South Derbyshire District Council Services are paid for

Net budget and Council Tax Requirement	Budget 2023-24 £	Budget 2024-25 £
Net Expenditure - South Derbyshire District Council	14,032,467	17,244,283
add: Parish Precepts	1,037,217	1,123,108
<b>Sub total</b>	<b>15,069,684</b>	<b>18,367,391</b>
Less: General Government Grant	-4,100,000	-6,789,313
Less: Specific Grant and New Homes Bonus	-3,300,000	-3,419,784
Less: Surplus on the Collection Fund	-55,000	-55,000
<b>Equals Council Tax Requirement (CTR)</b>	<b>7,614,684</b>	<b>8,103,294</b>

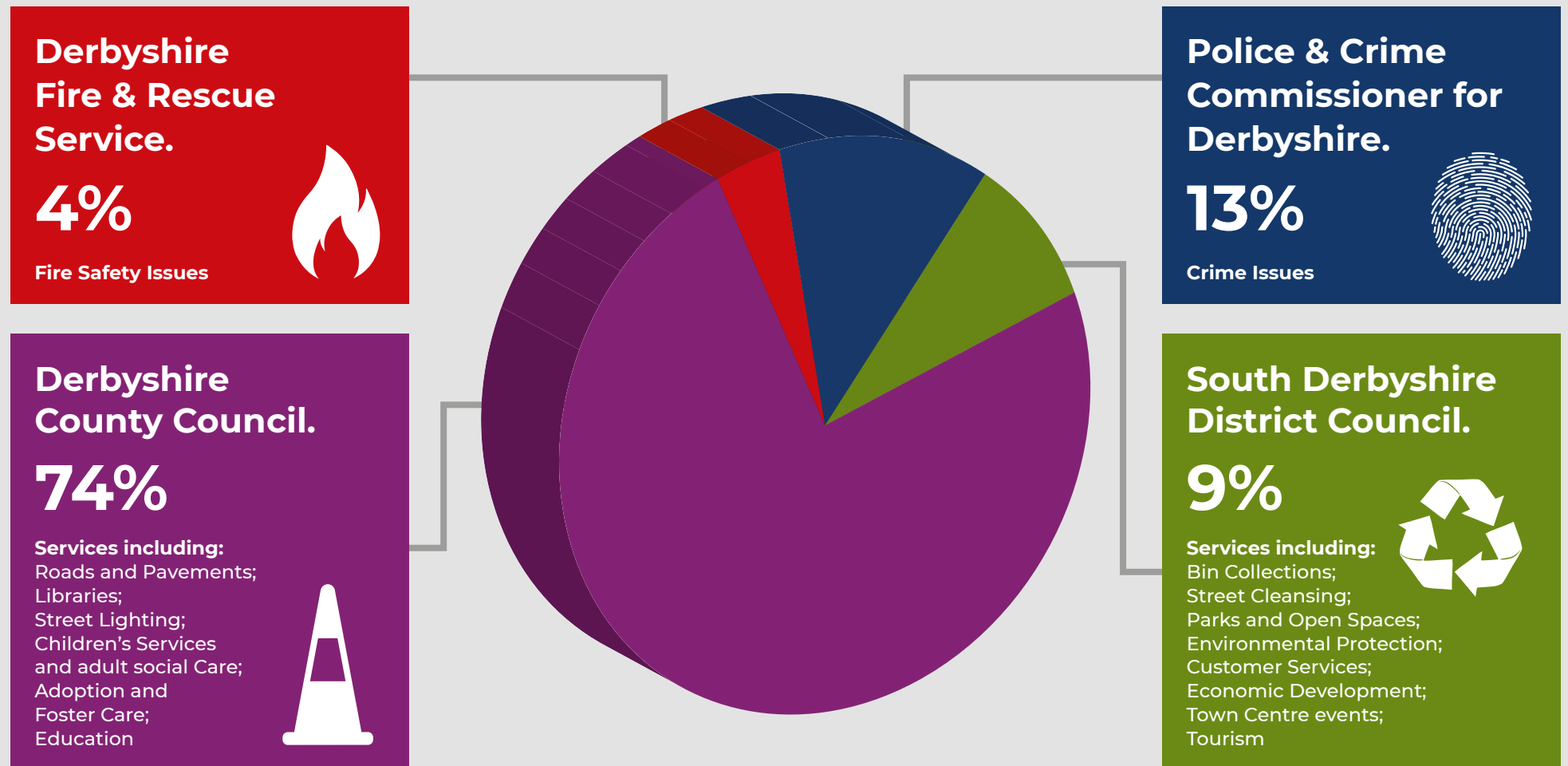
Debt Outstanding	as at 31 March 2022 £'000	as at 31 March 2023 £'000
Long Term Loans	47,423	37,423
Short Term Finance	0	10,089
Total Debt Outstanding	47,423	47,512
Less: Short Term Deposits	-60,000	-61,934
Less: Long Term Deposits	-4,000	-4,000
<b>Net Debt</b>	<b>-16,577</b>	<b>-18,422</b>

### Staff Employed

In 2024-25 the budgeted number of employees is 403.  
This compares with 368 for 2023-24.

Change in Council Tax Requirement (CTR)	£
Requirement 2024-25	8,103,294
Requirement 2023 -24	7,614,684
<b>Increase in Requirement</b>	<b>488,610</b>
<b>Represented By</b>	<b>£</b>
Increase in other Costs	3,182,712.50
Increase in Service Income	-899,417.00
Increase in Parish Precepts	85,891.07
<b>Overall Increase in Costs</b>	<b>2,369,186.57</b>
Overall increase in Funding	-2,809,097.00
<b>Net Budget Deficit</b>	<b>-439,910.43</b>
Contribution From Reserves	928,521.00
<b>Overall Increase in CTR</b>	<b>488,610.57</b>

# How your Council Tax is spent



**Derbyshire Fire & Rescue Service.**

**4%**


Fire Safety Issues



**Police & Crime Commissioner for Derbyshire.**

**13%**

Crime Issues



**Derbyshire County Council.**

**74%**

**Services including:**  
Roads and Pavements;  
Libraries;  
Street Lighting;  
Children's Services and adult social Care;  
Adoption and Foster Care;  
Education



**South Derbyshire District Council.**

**9%**

**Services including:**  
Bin Collections;  
Street Cleansing;  
Parks and Open Spaces;  
Environmental Protection;  
Customer Services;  
Economic Development;  
Town Centre events;  
Tourism

